

February 21, 2024

SENT VIA EMAIL

City Council
City of Edgewater
C/o Bridgette Vaissiere, Finance Director
P.O. Box 100
Edgewater, FL 32132

RE: CITY OF EDGEWATER POLICE OFFICERS' PENSION PLAN
ANNUAL REPORT OF INVESTMENT ACTIVITY

Dear City Council:

In accordance with Section 112.661(15), Florida Statutes, please find enclosed the annual report of investment activity of the City of Edgewater Police Officers' Pension Plan. This report includes investments in the portfolio as of September 30, 2023, listed by class or type, book value, income earned and market value as of the stated date. This report must also be made available to the public.

Thank you,

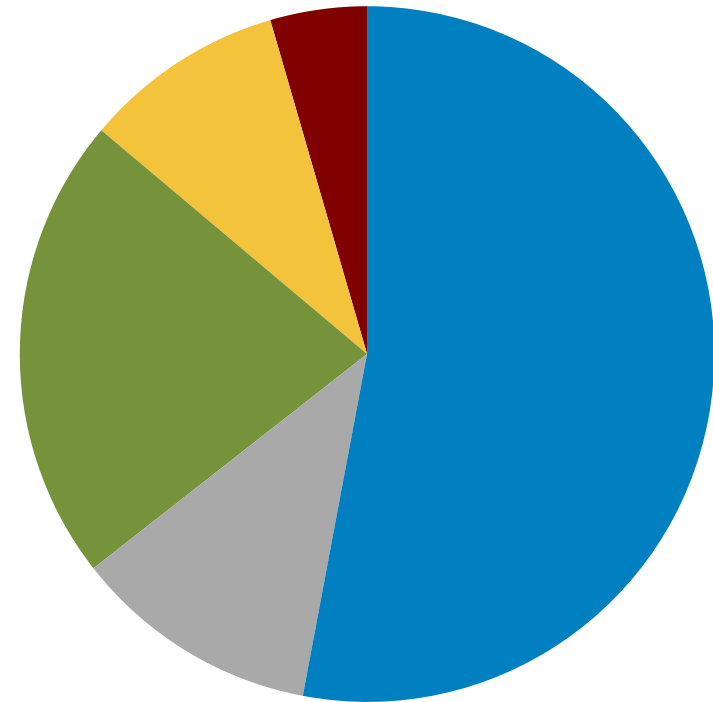
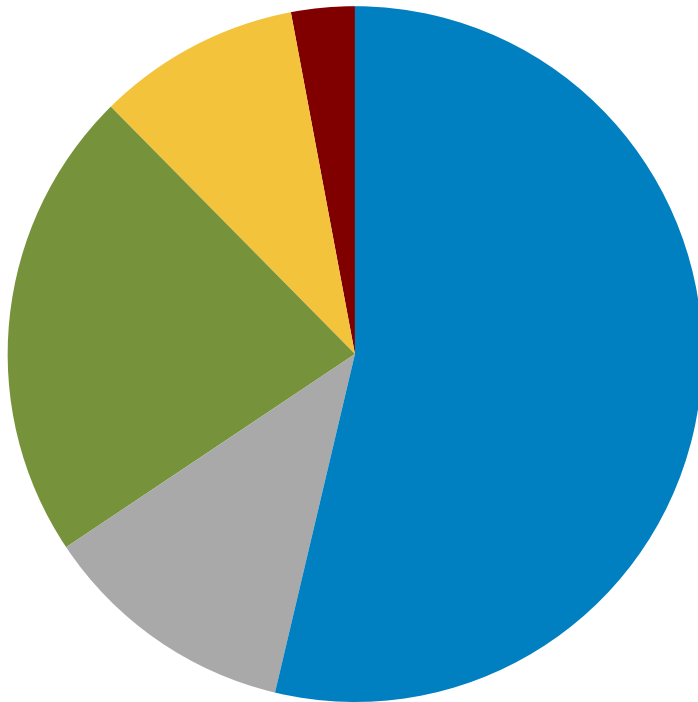


Michelle Rodriguez
Plan Administrator

Asset Allocation by Asset Class
Edgewater Police Officers'
As of September 30, 2023

Jun-2023 : \$14,185,904.4

Sep-2023 : \$13,949,254.3



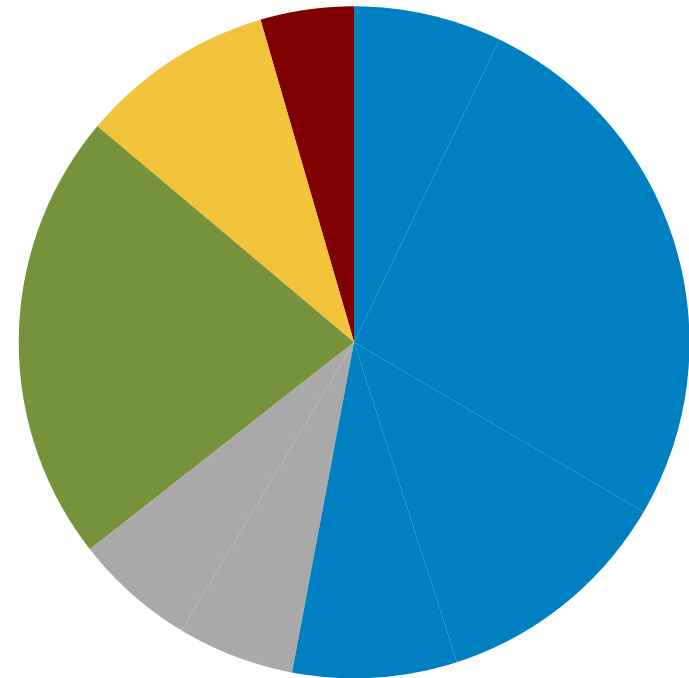
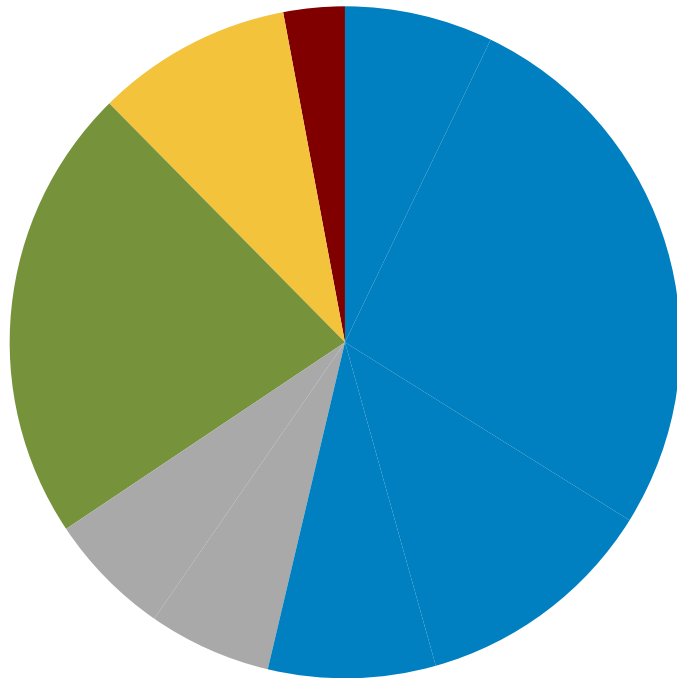
Allocation			Allocation		
	Market Value	Allocation		Market Value	Allocation
■ US Equity	7,617,968	53.7	■ US Equity	7,388,221	53.0
■ International Equity	1,692,715	11.9	■ International Equity	1,600,431	11.5
■ US Fixed Income	3,115,260	22.0	■ US Fixed Income	3,025,319	21.7
■ US Private Real Estate	1,340,697	9.5	■ US Private Real Estate	1,307,381	9.4
■ Cash	419,265	3.0	■ Cash	627,902	4.5



Asset Allocation by Asset Class
Total Fund Composite
 As of September 30, 2023

Jun-2023 : \$14,185,904.4

Sep-2023 : \$13,949,254.3



Allocation			Allocation		
	Market Value	Allocation		Market Value	Allocation
■ Vanguard Equity Income Adm (VEIRX)	1,014,799	7.2	■ Vanguard Equity Income Adm (VEIRX)	994,620	7.1
■ Vanguard Index 500 Admiral (VFIAX)	3,791,661	26.7	■ Vanguard Index 500 Admiral (VFIAX)	3,667,248	26.3
■ MFS Growth Fund (MFEKX)	1,667,872	11.8	■ MFS Growth Fund (MFEKX)	1,620,895	11.6
■ Vanguard Extended Mkt Index (VEXAX)	1,143,636	8.1	■ Vanguard Extended Mkt Index (VEXAX)	1,105,458	7.9
■ American Funds EuroPacific Gr R6 (RERGX)	841,990	5.9	■ American Funds EuroPacific Gr R6 (RERGX)	788,703	5.7
■ Transamerica Intl Equity R6 (TAINX)	850,725	6.0	■ Transamerica Intl Equity R6 (TAINX)	811,728	5.8
■ Integrity Core Aggregate	3,115,260	22.0	■ Integrity Core Aggregate	3,025,319	21.7
■ ARA Core Property Fund	1,340,697	9.5	■ ARA Core Property Fund	1,307,381	9.4
■ R&D	419,265	3.0	■ R&D	627,902	4.5



Financial Reconciliation Fiscal Year to Date									
	Market Value 10/01/2022	Net Transfers	Contributions	Distributions	Management Fees	Other Expenses	Income	Apprec./ Deprec.	Market Value 09/30/2023
Total Equity Composite	7,460,414	-	-	-	-	-	197,508	1,330,731	8,988,652
Total Domestic Equity Composite	6,158,572	-	-	-	-	-	174,920	1,054,729	7,388,221
Vanguard Equity Income Adm (VEIRX)	882,891	-	-	-	-	-	83,363	28,366	994,620
Vanguard Index 500 Admiral (VFIAX)	3,016,666	-	-	-	-	-	57,243	593,339	3,667,248
MFS Growth Fund (MFEKX)	1,293,384	-	-	-	-	-	18,407	309,104	1,620,895
Vanguard Extended Mkt Index (VEXAX)	965,631	-	-	-	-	-	15,906	123,921	1,105,458
Total International Equity Composite	1,301,842	-	-	-	-	-	22,588	276,001	1,600,431
American Funds EuroPacific Gr R6 (RERGX)	659,231	-	-	-	-	-	14,041	115,431	788,703
Transamerica Intl Equity R6 (TAINX)	642,611	-	-	-	-	-	8,547	160,570	811,728
Total Fixed Income Composite	3,003,587	-	-	-	-9,731	-4,250	147,457	-111,744	3,025,319
Integrity Core Aggregate	3,003,587	-	-	-	-9,731	-4,250	147,457	-111,744	3,025,319
Total Real Estate Composite	1,511,314	-	-	-	-15,025	-	56,524	-245,433	1,307,381
ARA Core Property Fund	1,511,314	-	-	-	-15,025	-	56,524	-245,433	1,307,381
R&D	518,814	-	1,463,714	-1,285,409	-	-87,608	18,391	-	627,902
Total Fund Composite	12,494,129	-	1,463,714	-1,285,409	-24,756	-91,858	419,880	973,555	13,949,254

