

January 30, 2023

SENT VIA EMAIL

City Council
City of Edgewater
C/o Bridgette Vaissiere, Finance Director
P.O. Box 100
Edgewater, FL 32132

RE: CITY OF EDGEWATER POLICE OFFICERS' PENSION PLAN
ANNUAL REPORT OF INVESTMENT ACTIVITY

Dear City Council:

In accordance with Section 112.661(15), Florida Statutes, please find enclosed the annual report of investment activity of the City of Edgewater Police Officers' Pension Plan. This report includes investments in the portfolio as of September 30, 2022, listed by class or type, book value, income earned and market value as of the stated date. This report must also be made available to the public.

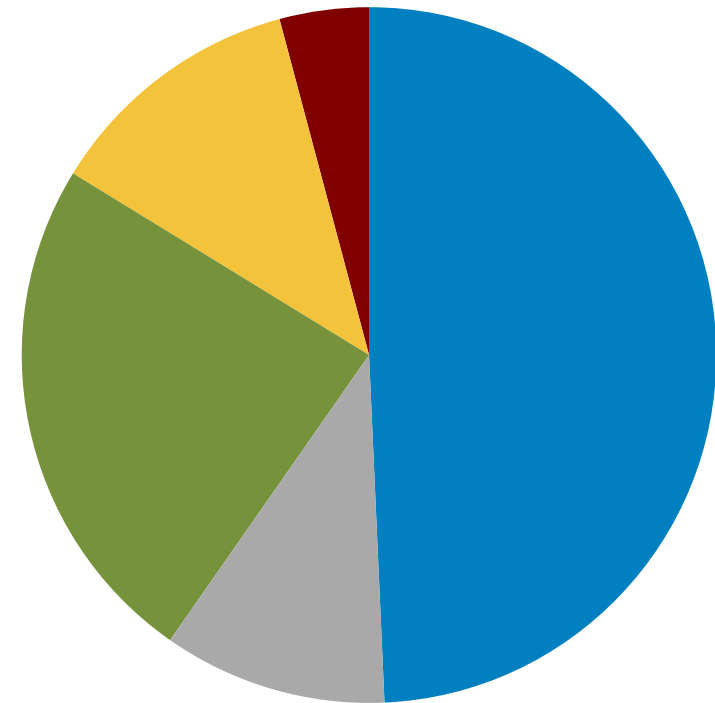
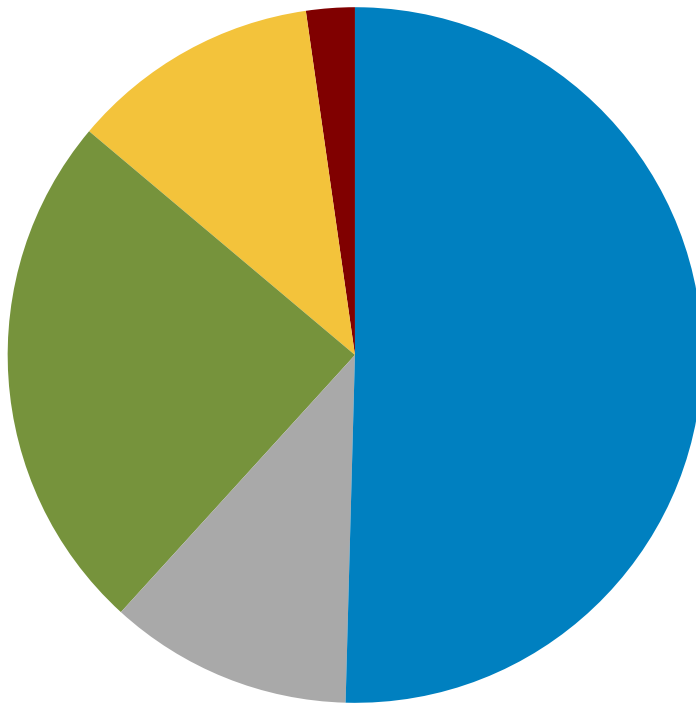
Thank you,



Michelle Rodriguez
Plan Administrator

June 30, 2022 : \$12,837,321

September 30, 2022 : \$12,494,129

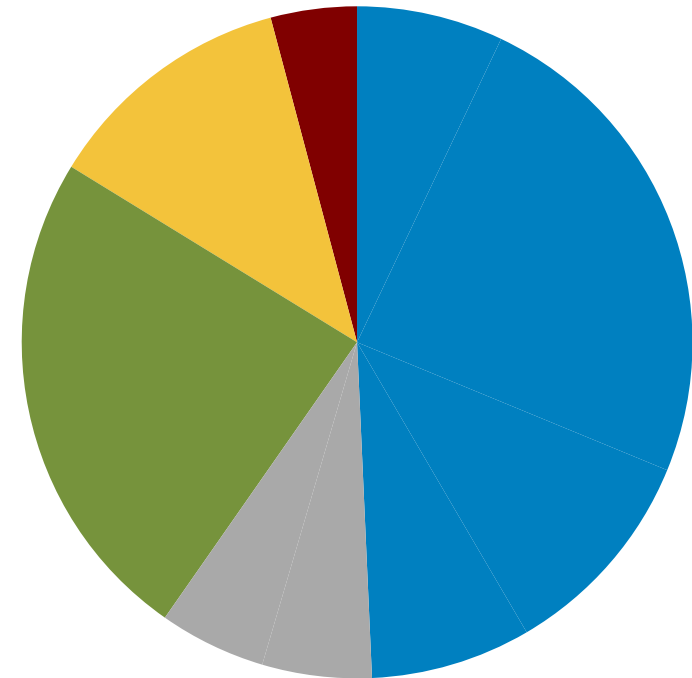
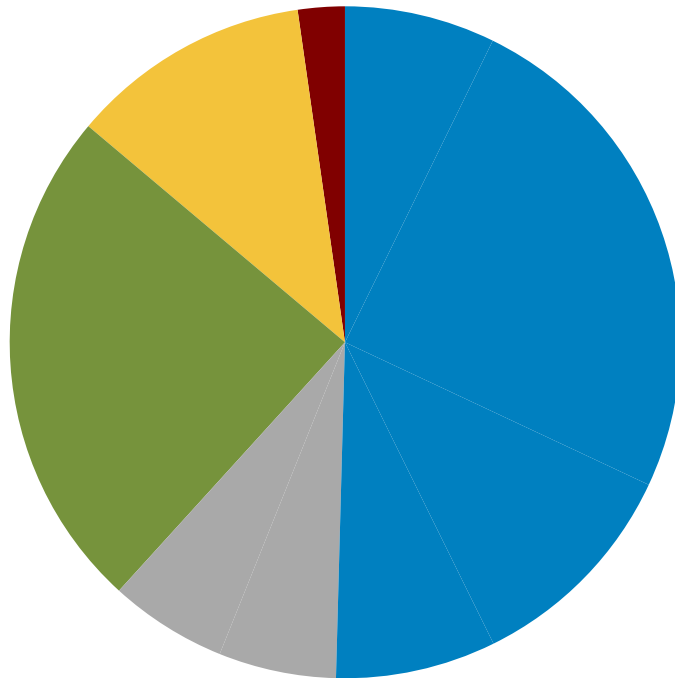


Allocation			Allocation		
	Market Value	Allocation		Market Value	Allocation
■ US Equity	6,474,087	50.4	■ US Equity	6,158,572	49.3
■ International Equity	1,455,249	11.3	■ International Equity	1,301,842	10.4
■ US Fixed Income	3,126,746	24.4	■ US Fixed Income	3,003,587	24.0
■ US Private Real Estate	1,490,709	11.6	■ US Private Real Estate	1,511,314	12.1
■ Cash	290,531	2.3	■ Cash	518,814	4.2



June 30, 2022 : \$12,837,321

September 30, 2022 : \$12,494,129



Allocation			Allocation		
	Market Value	Allocation		Market Value	Allocation
■ Vanguard Equity Income Adm (VEIRX)	932,256	7.3	■ Vanguard Equity Income Adm (VEIRX)	882,891	7.1
■ Vanguard Index 500 Admiral (VFIAX)	3,171,851	24.7	■ Vanguard Index 500 Admiral (VFIAX)	3,016,666	24.1
■ MFS Growth Fund (MFEKX)	1,377,239	10.7	■ MFS Growth Fund (MFEKX)	1,293,384	10.4
■ Vanguard Extended Mkt Index (VEXAX)	992,741	7.7	■ Vanguard Extended Mkt Index (VEXAX)	965,631	7.7
■ American Funds EuroPacific Gr R6 (RERGX)	727,084	5.7	■ American Funds EuroPacific Gr R6 (RERGX)	659,231	5.3
■ Transamerica Intl Equity R6 (TAINX)	728,165	5.7	■ Transamerica Intl Equity R6 (TAINX)	642,611	5.1
■ Integrity Core Aggregate	3,126,746	24.4	■ Integrity Core Aggregate	3,003,587	24.0
■ ARA Core Property Fund	1,490,709	11.6	■ ARA Core Property Fund	1,511,314	12.1
■ R&D	290,531	2.3	■ R&D	518,814	4.2



Financial Reconciliation Fiscal Year to Date

	Market Value 10/01/2021	Net Transfers	Contributions	Distributions	Management Fees	Other Expenses	Income	Apprec./ Deprec.	Market Value 09/30/2022
Total Equity Composite	9,290,937	250,000	-	-	-	-	119,898	-2,200,421	7,460,414
Total Domestic Equity Composite	7,338,070	250,000	-	-	-	-	89,026	-1,518,524	6,158,572
Vanguard Equity Income Adm (VEIRX)	925,278	-	-	-	-	-	26,548	-68,935	882,891
Vanguard Index 500 Admiral (VFIAX)	3,570,419	-	-	-	-	-	52,462	-606,215	3,016,666
MFS Growth Fund (MFEKX)	1,801,944	-	-	-	-	-	-	-508,560	1,293,384
Vanguard Extended Mkt Index (VEXAX)	1,040,430	250,000	-	-	-	-	10,015	-334,814	965,631
Total International Equity Composite	1,952,867	-	-	-	-	-	30,872	-681,897	1,301,842
American Funds EuroPacific Gr R6 (RERGX)	1,952,867	-731,133	-	-	-	-	30,872	-593,375	659,231
Transamerica Intl Equity R6 (TAINX)	-	731,133	-	-	-	-	-	-88,522	642,611
Total Fixed Income Composite	3,479,221	-	-	-	-6,479	-4,250	143,660	-608,565	3,003,587
Integrity Core Aggregate	3,479,221	-	-	-	-6,479	-4,250	143,660	-608,565	3,003,587
Total Real Estate Composite	1,214,767	-	-	-	-15,845	-	54,495	257,897	1,511,314
ARA Core Property Fund	1,214,767	-	-	-	-15,845	-	54,495	257,897	1,511,314
R&D	562,488	-250,000	1,326,787	-1,042,545	-	-80,263	2,347	-	518,814
Total Fund Composite	14,547,413	-	1,326,787	-1,042,545	-22,324	-84,513	320,399	-2,551,089	12,494,129