

February 27, 2018

SENT VIA EMAIL

City Commission
City of Edgewater
C/o Bridgette King, Finance Director
P.O. Box 100
Edgewater, FL 32132

**RE: CITY OF EDGEWATER FIREFIGHTERS' PENSION PLAN AND TRUST
ANNUAL REPORT OF INVESTMENT ACTIVITY**

Dear Commissioner:

In accordance with Section 112.661(15), Florida Statutes, please find enclosed the annual report of investment activity of the City of Edgewater Firefighters' Pension Plan and Trust. This report includes investments in the portfolio as of September 30, 2017, listed by class or type, book value, income earned and market value as of the stated date. This report must also be made available to the public.

Thank you,



Ferrell B. Jenne
Plan Administrator



ACCOUNT STATEMENT-515

Statement Period 10/01/2016 through 09/30/2017
Account Number M03541
SALEM TRUST COMPANY
AS CUSTODIAN FOR THE
CITY OF EDGEWATER
FIREFIGHTERS PENSION FUND
MASTER ACCOUNT

Index Of Related Accounts

THIS REPORT CONSOLIDATES THE ACTIVITY OF
THE FOLLOWING ACCOUNTS:

ACCOUNT	NAME
	SALEM TRUST COMPANY AS CUSTODIAN FOR THE CITY OF EDGEWATER FIREFIGHTERS PENSION FUND BOWEN HANES - FIXED EDGEWATER FIRE / BOWEN HANES FIXED
	SALEM TRUST COMPANY AS CUSTODIAN FOR THE CITY OF EDGEWATER FIREFIGHTERS PENSION FUND BOWEN HANES - EQUITIES EDGEWATER FIRE / BOWEN HANES EQUITY
	SALEM TRUST COMPANY AS CUSTODIAN FOR THE CITY OF EDGEWATER FIREFIGHTERS PENSION FUND RECEIPTS & DISBURSEMENTS EDGEWATER FIRE / R&D

Statement Period
Account Number

10/01/2016 through 09/30/2017
M03541
SALEM TRUST COMPANY
AS CUSTODIAN FOR THE
CITY OF EDGEWATER
FIREFIGHTERS PENSION FUND
MASTER ACCOUNT

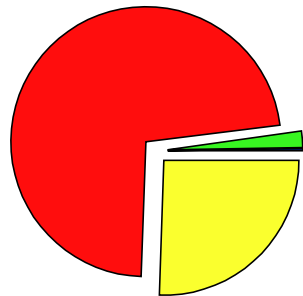
Balance Sheet





	AS OF 10/01/2016		AS OF 09/30/2017	
	COST VALUE	MARKET VALUE	COST VALUE	MARKET VALUE
A S S E T S				
CASH	0.00	0.00	13,054.92	13,054.92
ACCRUED INCOME	20,757.38	20,757.38	21,602.81	21,602.81
TOTAL CASH & RECEIVABLES	20,757.38	20,757.38	34,657.73	34,657.73
CASH AND EQUIVALENTS				
SHORT TERM INVESTMENTS	204,787.56	204,787.56	412,915.09	412,915.09
TOTAL CASH AND EQUIVALENTS	204,787.56	204,787.56	412,915.09	412,915.09
FIXED INCOME				
U S GOVERNMENT OBLIGATIONS	229,348.50	243,771.72	230,729.60	239,438.48
COLLATERALIZED MTGE OBLIG	129,833.84	137,501.19	115,815.92	125,007.02
MUNICIPAL OBLIGATIONS	179,137.50	205,212.00	179,137.50	207,166.65
CORPORATE BONDS	2,226,888.25	2,263,506.95	2,476,297.25	2,498,951.65
TOTAL FIXED INCOME	2,765,208.09	2,849,991.86	3,001,980.27	3,070,563.80
EQUITIES				
COMMON STOCK	5,667,301.11	7,246,318.15	5,842,003.24	8,346,379.15
FOREIGN STOCK	674,347.15	826,945.80	992,903.05	1,193,286.25
TOTAL EQUITIES	6,341,648.26	8,073,263.95	6,834,906.29	9,539,665.40
TOTAL HOLDINGS	9,311,643.91	11,128,043.37	10,249,801.65	13,023,144.29
TOTAL ASSETS	9,332,401.29	11,148,800.75	10,284,459.38	13,057,802.02
L I A B I L I T I E S				
TOTAL LIABILITIES	0.00	0.00	0.00	0.00
TOTAL NET ASSET VALUE	9,332,401.29	11,148,800.75	10,284,459.38	13,057,802.02

Statement Period
Account Number

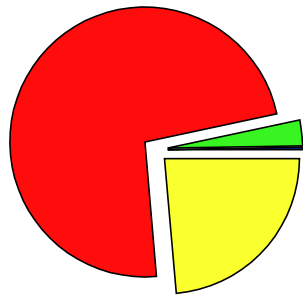
10/01/2016 through 09/30/2017
M03541
SALEM TRUST COMPANY
AS CUSTODIAN FOR THE
CITY OF EDGEWATER
FIREFIGHTERS PENSION FUND
MASTER ACCOUNT





Beginning Market Allocation



0.2%		CASH & RECEIVABLES	20,757.38
1.8%		CASH AND EQUIVALENTS	204,787.56
72.4%		EQUITIES	8,073,263.95
25.6%		FIXED INCOME	2,849,991.86
100.0%		Total	11,148,800.75

Ending Market Allocation



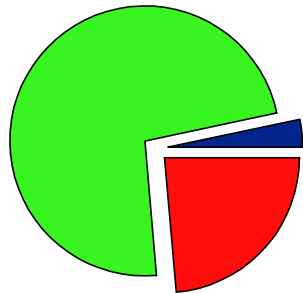
0.3%		CASH & RECEIVABLES	34,657.73
3.2%		CASH AND EQUIVALENTS	412,915.09
73.0%		EQUITIES	9,539,665.40
23.5%		FIXED INCOME	3,070,563.80
100.0%		Total	13,057,802.02

Statement Period
Account Number

10/01/2016 through 09/30/2017
M03541
SALEM TRUST COMPANY
AS CUSTODIAN FOR THE
CITY OF EDGEWATER
FIREFIGHTERS PENSION FUND
MASTER ACCOUNT

Summary Of Investments

Investment Allocation



3.4%	■	CASH AND EQUIVALENTS	447,572.82
73.1%	■	EQUITIES	9,539,665.40
23.5%	■	FIXED INCOME	3,070,563.80
100.0%		Total	13,057,802.02

Investment Summary

	Cost	Market Value	% of Acct	Estim Ann Inc	Income Yield
CASH AND EQUIVALENTS					
CASH	34,657.73	34,657.73	0.27	0	0.00
SHORT TERM INVESTMENTS	412,915.09	412,915.09	3.16	2,601	0.63
TOTAL CASH AND EQUIVALENTS	447,572.82	447,572.82	3.43	2,601	0.58
FIXED INCOME					
U S GOVERNMENT OBLIGATIONS	230,729.60	239,438.48	1.83	2,931	1.22
COLLATERALIZED MTGE OBLIG	115,815.92	125,007.02	0.96	6,158	4.93
MUNICIPAL OBLIGATIONS	179,137.50	207,166.65	1.59	1,737	0.84

Statement Period
 Account Number

10/01/2016 through 09/30/2017
 M03541
 SALEM TRUST COMPANY
 AS CUSTODIAN FOR THE
 CITY OF EDGEWATER
 FIREFIGHTERS PENSION FUND
 MASTER ACCOUNT

Summary Of Investments

Investment Summary

	Cost	Market Value	% of Acct	Estim Ann Inc	Income Yield
CORPORATE BONDS	2,476,297.25	2,498,951.65	19.14	44,780	1.79
TOTAL FIXED INCOME	3,001,980.27	3,070,563.80	23.52	55,606	1.81
EQUITIES					
COMMON STOCK	5,842,003.24	8,346,379.15	63.92	130,339	1.56
FOREIGN STOCK	992,903.05	1,193,286.25	9.14	44,984	3.77
TOTAL EQUITIES	6,834,906.29	9,539,665.40	73.06	175,322	1.84
Total Net Asset Value	10,284,459.38	13,057,802.02	100.00	233,530	1.79