

February 21, 2024

SENT VIA EMAIL

City Council
City of Edgewater
C/o Bridgette Vaissiere, Finance Director
P.O. Box 100
Edgewater, FL 32132

RE: CITY OF EDGEWATER FIREFIGHTERS' PENSION PLAN
ANNUAL REPORT OF INVESTMENT ACTIVITY

Dear City Council:

In accordance with Section 112.661(15), Florida Statutes, please find enclosed the annual report of investment activity of the City of Edgewater Firefighters' Pension Plan. This report includes investments in the portfolio as of September 30, 2023, listed by class or type, book value, income earned and market value as of the stated date. This report must also be made available to the public.

Thank you,

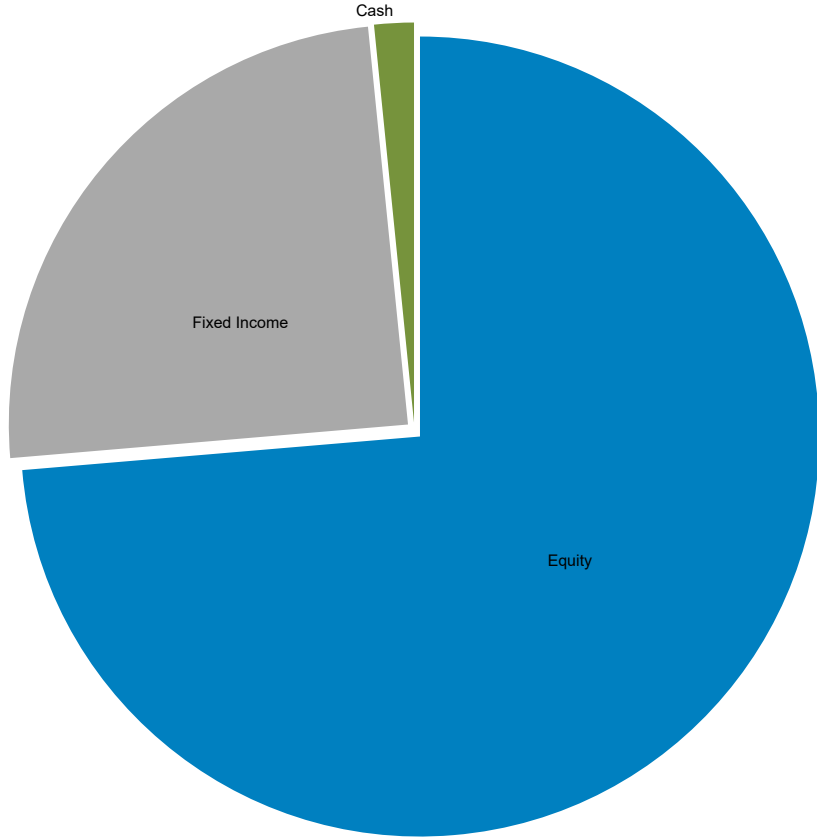
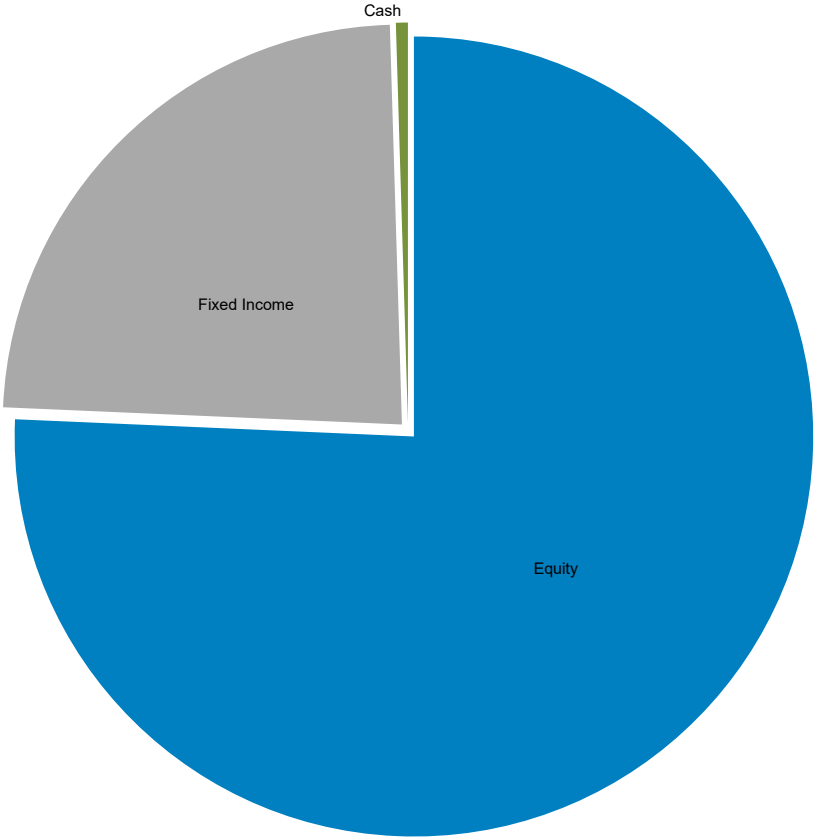


Michelle Rodriguez
Plan Administrator

Edgewater Firefighters' Retirement Plan
Asset Allocation By Asset Allocation - High Level
 As of September 30, 2023

Asset Allocation by Segment
 Jun-2023 : \$20,164,494

Asset Allocation by Segment
 Sep-2023 : \$19,620,752

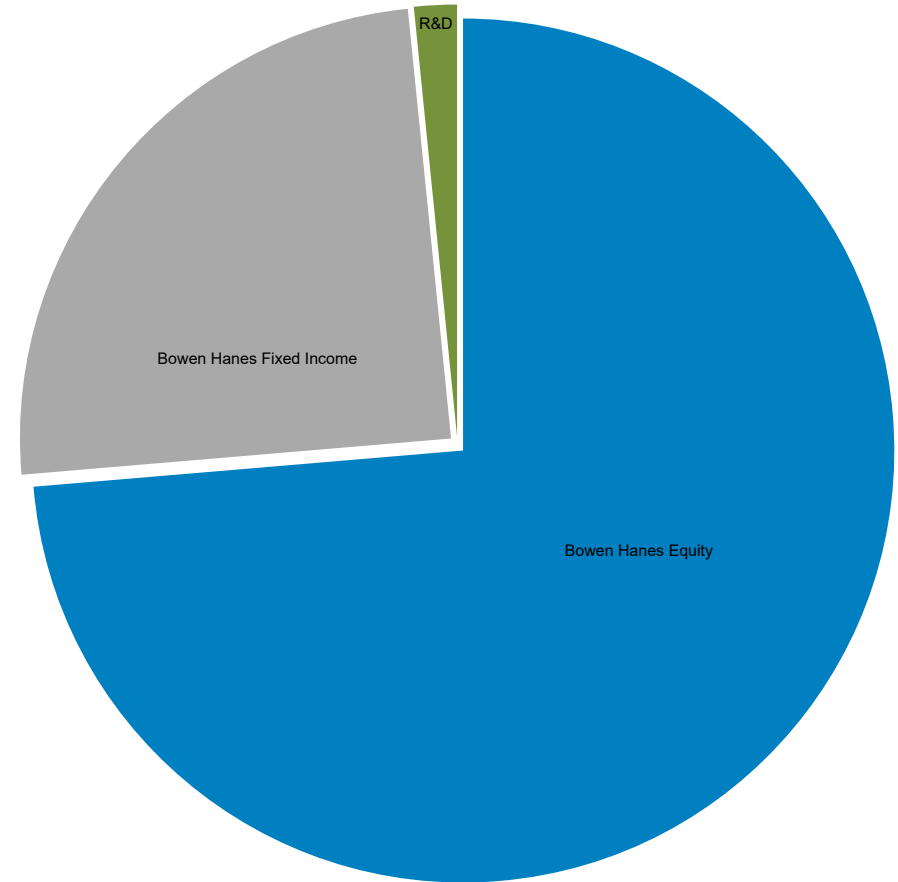
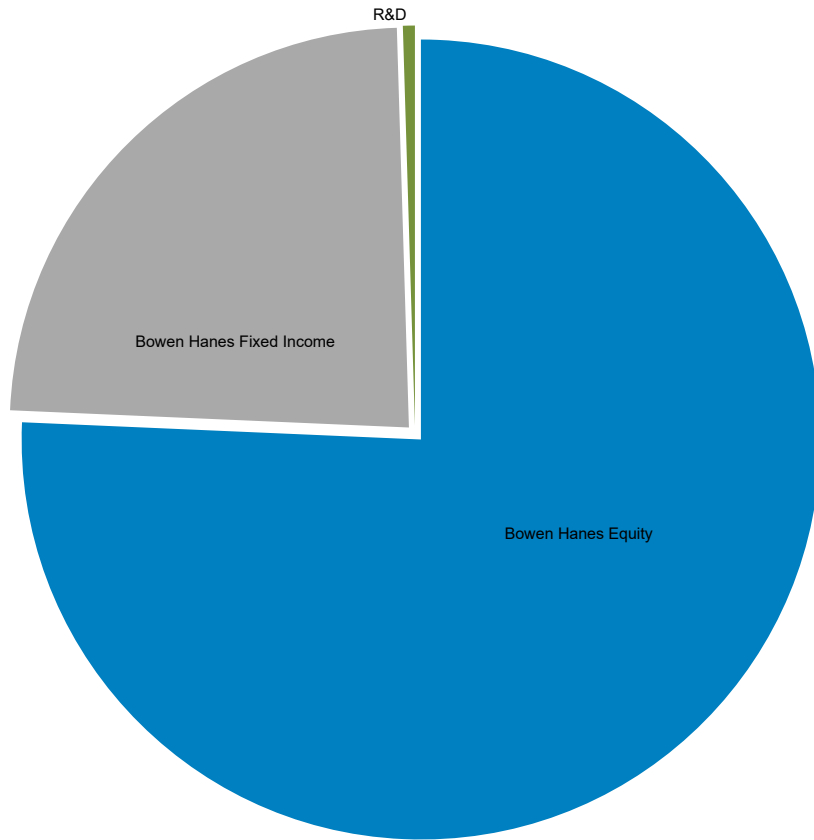


Allocation by Segment			Allocation by Segment		
	Market Value	Allocation		Market Value	Allocation
Equity	15,261,971	75.7	Equity	14,453,334	73.7
Fixed Income	4,804,321	23.8	Fixed Income	4,852,871	24.7
Cash	98,202	0.5	Cash	314,547	1.6



Asset Allocation by Manager
Jun-2023 : \$20,164,494

Asset Allocation by Manager
Sep-2023 : \$19,620,752



Asset Allocation by Manager

	Market Value	Allocation
■ Bowen Hanes Equity	15,261,971	75.7
■ Bowen Hanes Fixed Income	4,804,321	23.8
■ R&D	98,202	0.5

Asset Allocation by Manager

	Market Value	Allocation
■ Bowen Hanes Equity	14,453,334	73.7
■ Bowen Hanes Fixed Income	4,852,871	24.7
■ R&D	314,547	1.6



Edgewater Firefighters' Retirement Plan

Financial Reconciliation

As of September 30, 2023

Financial Reconciliation Quarter to Date									
	Market Value 07/01/2023	Net Transfers	Contributions	Distributions	Management Fees	Other Expenses	Income	Apprec./ Deprec.	Market Value 09/30/2023
Total Equity	15,261,971	-113,053	-	-	-16,380	-1,185	29,955	-707,974	14,453,334
Bowen Hanes Equity	15,261,971	-113,053	-	-	-16,380	-1,185	29,955	-707,974	14,453,334
Total Fixed Income	4,804,321	71,176	-	-	-5,341	-370	41,445	-58,360	4,852,871
Bowen Hanes Fixed Income	4,804,321	71,176	-	-	-5,341	-370	41,445	-58,360	4,852,871
Receipt & Disbursement	98,202	41,877	393,102	-187,433	-	-33,458	2,258	-	314,547
Total Fund	20,164,494	-	393,102	-187,433	-21,721	-35,013	73,658	-766,334	19,620,752

Financial Reconciliation Fiscal Year to Date									
	Market Value 10/01/2022	Net Transfers	Contributions	Distributions	Management Fees	Other Expenses	Income	Apprec./ Deprec.	Market Value 09/30/2023
Total Equity	12,675,148	-639,304	-	-	-46,990	-4,674	141,626	2,327,528	14,453,334
Bowen Hanes Equity	12,675,148	-639,304	-	-	-46,990	-4,674	141,626	2,327,528	14,453,334
Total Fixed Income	4,264,672	448,158	-	-	-31,602	-6,589	153,766	24,467	4,852,871
Bowen Hanes Fixed Income	4,264,672	448,158	-	-	-31,602	-6,589	153,766	24,467	4,852,871
Receipt & Disbursement	195,475	191,146	880,080	-878,570	-	-78,274	4,691	-	314,547
Total Fund	17,135,295	-	880,080	-878,570	-78,592	-89,537	300,082	2,351,995	19,620,752

