

January 30, 2023

SENT VIA EMAIL

City Council
City of Edgewater
C/o Bridgette Vaissiere, Finance Director
P.O. Box 100
Edgewater, FL 32132

RE: CITY OF EDGEWATER FIREFIGHTERS' PENSION PLAN
ANNUAL REPORT OF INVESTMENT ACTIVITY

Dear City Council:

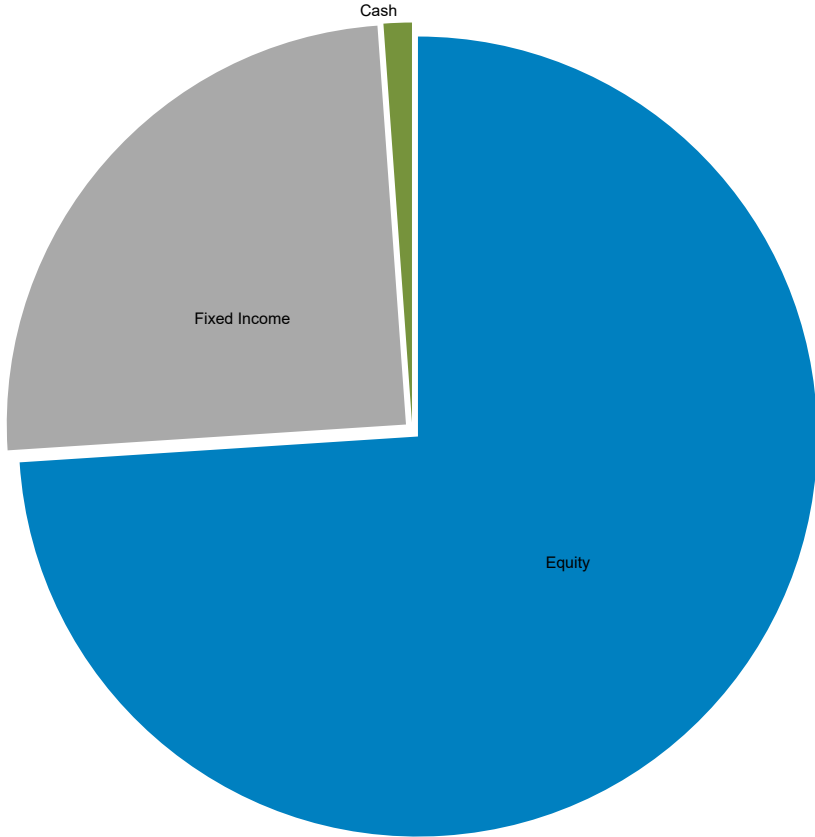
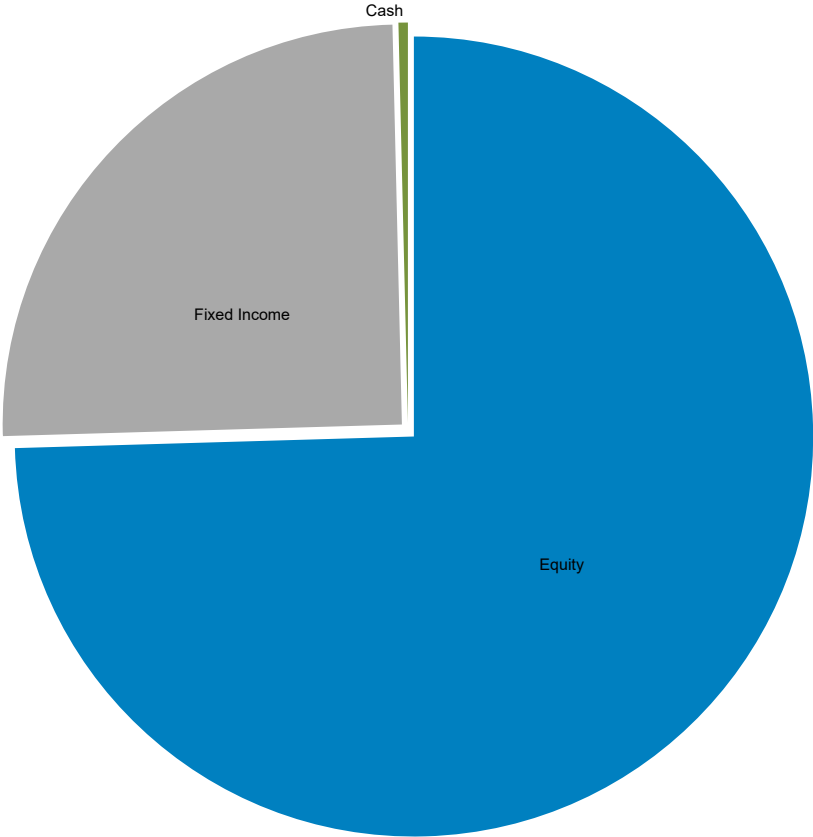
In accordance with Section 112.661(15), Florida Statutes, please find enclosed the annual report of investment activity of the City of Edgewater Firefighters' Pension Plan. This report includes investments in the portfolio as of September 30, 2022, listed by class or type, book value, income earned and market value as of the stated date. This report must also be made available to the public.

Thank you,



Michelle Rodriguez
Plan Administrator

Asset Allocation by Segment June 30, 2022 : \$17,685,399	Asset Allocation by Segment September 30, 2022 : \$17,135,295
--	---

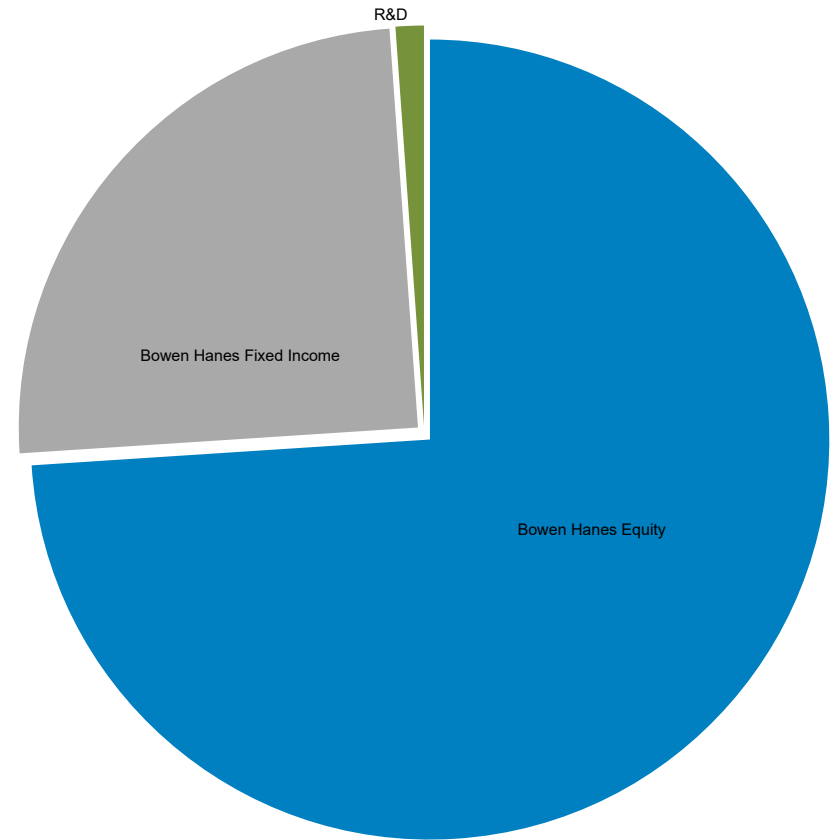
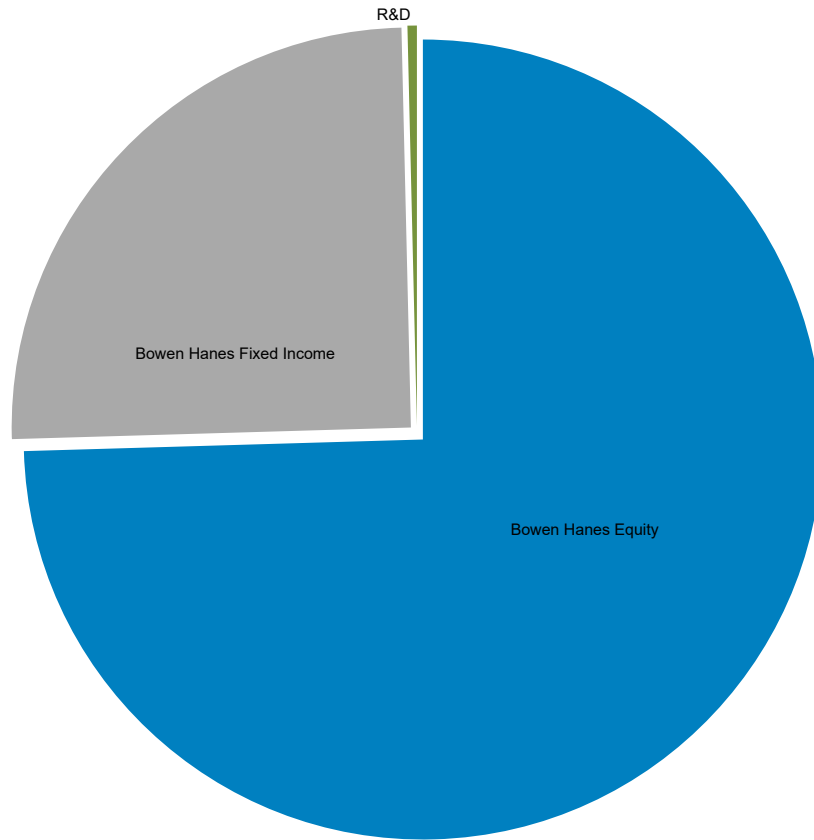


Allocation by Segment			Allocation by Segment		
	Market Value	Allocation		Market Value	Allocation
■ Equity	13,182,638	74.5	■ Equity	12,675,148	74.0
■ Fixed Income	4,435,273	25.1	■ Fixed Income	4,264,672	24.9
■ Cash	67,488	0.4	■ Cash	195,475	1.1



Asset Allocation by Manager
 June 30, 2022 : \$17,685,399

Asset Allocation by Manager
 September 30, 2022 : \$17,135,295



Asset Allocation by Manager

	Market Value	Allocation
■ Bowen Hanes Equity	13,182,638	74.5
■ Bowen Hanes Fixed Income	4,435,273	25.1
■ R&D	67,488	0.4

Asset Allocation by Manager

	Market Value	Allocation
■ Bowen Hanes Equity	12,675,148	74.0
■ Bowen Hanes Fixed Income	4,264,672	24.9
■ R&D	195,475	1.1



Edgewater Firefighters' Retirement Plan

Financial Reconciliation

As of September 30, 2022

Financial Reconciliation Quarter to Date

	Market Value 07/01/2022	Net Transfers	Contributions	Distributions	Management Fees	Other Expenses	Income	Apprec./ Deprec.	Market Value 09/30/2022
Total Equity	13,182,638	-56,014	-	-	-15,645	-1,166	38,257	-472,922	12,675,148
Bowen Hanes Equity	13,182,638	-56,014	-	-	-15,645	-1,166	38,257	-472,922	12,675,148
Total Fixed Income	4,435,273	-81,997	-	-	-5,215	-390	31,360	-114,359	4,264,672
Bowen Hanes Fixed Income	4,435,273	-81,997	-	-	-5,215	-390	31,360	-114,359	4,264,672
Receipt & Disbursement	67,488	138,010	329,676	-320,483	-	-19,772	555	-	195,475
Total Fund	17,685,399	-	329,676	-320,483	-20,860	-21,329	70,172	-587,281	17,135,295

Financial Reconciliation Fiscal Year to Date

	Market Value 10/01/2021	Net Transfers	Contributions	Distributions	Management Fees	Other Expenses	Income	Apprec./ Deprec.	Market Value 09/30/2022
Total Equity	15,219,729	59,430	-	-	-33,499	-21,782	166,683	-2,715,412	12,675,148
Bowen Hanes Equity	15,219,729	59,430	-	-	-33,499	-21,782	166,683	-2,715,412	12,675,148
Total Fixed Income	5,273,348	-508,440	-	-	-34,105	-7,790	106,187	-564,527	4,264,672
Bowen Hanes Fixed Income	5,273,348	-508,440	-	-	-34,105	-7,790	106,187	-564,527	4,264,672
Receipt & Disbursement	173,779	449,010	710,722	-1,065,030	-	-73,623	617	-	195,475
Total Fund	20,666,855	-	710,722	-1,065,030	-67,605	-103,195	273,486	-3,279,940	17,135,295

