

October 18, 2016

SENT VIA EMAIL

City Commission
City of Edgewater
C/o John McKinney, Finance Director
P.O. Box 100
Edgewater, FL 32132

**Re: CITY OF EDGEWATER FIREFIGHTERS' PENSION PLAN AND TRUST - ANNUAL
REPORT OF INVESTMENT ACTIVITY**

Dear Commissioner:

In accordance with Section 112.661(15), Florida Statutes, please find enclosed the annual report of investment activity of the City of Edgewater Firefighters' Pension Plan and Trust. This report includes investments in the portfolio as of September 30, 2016, listed by class or type, book value, income earned and market value as of the stated date. This report must also be made available to the public.

Thank you,



Ferrell B. Jenne
Plan Administrator



ACCOUNT STATEMENT-515

Statement Period 10/01/2015 through 09/30/2016
Account Number M03541
SALEM TRUST COMPANY
AS CUSTODIAN FOR THE
CITY OF EDGEWATER
FIREFIGHTERS PENSION FUND
MASTER ACCOUNT

Index Of Related Accounts

THIS REPORT CONSOLIDATES THE ACTIVITY OF
THE FOLLOWING ACCOUNTS:

ACCOUNT	NAME
3040056140	SALEM TRUST COMPANY AS CUSTODIAN FOR THE CITY OF EDGEWATER FIREFIGHTERS PENSION FUND BOWEN HANES - FIXED EDGEWATER FIRE / BOWEN HANES FIXED
3040066790	SALEM TRUST COMPANY AS CUSTODIAN FOR THE CITY OF EDGEWATER FIREFIGHTERS PENSION FUND BOWEN HANES - EQUITIES EDGEWATER FIRE / BOWEN HANES EQUITY
3040066807	SALEM TRUST COMPANY AS CUSTODIAN FOR THE CITY OF EDGEWATER FIREFIGHTERS PENSION FUND RECEIPTS & DISBURSEMENTS EDGEWATER FIRE / R&D

Statement Period
Account Number

10/01/2015 through 09/30/2016
M03541
SALEM TRUST COMPANY
AS CUSTODIAN FOR THE
CITY OF EDGEWATER
FIREFIGHTERS PENSION FUND
MASTER ACCOUNT

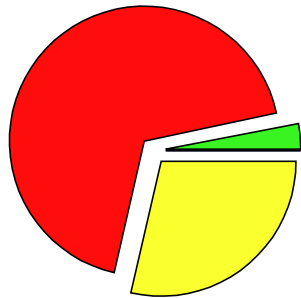
Balance Sheet





	AS OF 10/01/2015		AS OF 09/30/2016	
	COST VALUE	MARKET VALUE	COST VALUE	MARKET VALUE
A S S E T S				
CASH	0.00	0.00	0.00	0.00
ACCRUED INCOME	13,145.10	13,145.10	20,757.38	20,757.38
TOTAL CASH & RECEIVABLES	13,145.10	13,145.10	20,757.38	20,757.38
CASH AND EQUIVALENTS				
SHORT TERM INVESTMENTS	304,779.08	304,779.08	204,787.56	204,787.56
TOTAL CASH AND EQUIVALENTS	304,779.08	304,779.08	204,787.56	204,787.56
FIXED INCOME				
CERTIFICATES OF DEPOSIT	50,000.00	50,077.50	0.00	0.00
U S GOVERNMENT OBLIGATIONS	78,678.60	88,143.48	229,348.50	243,771.72
COLLATERALIZED MTGE OBLIG	142,126.84	147,664.22	129,833.84	137,501.19
MUNICIPAL OBLIGATIONS	179,137.50	206,607.00	179,137.50	205,212.00
CORPORATE BONDS	2,295,052.02	2,307,747.70	2,226,888.25	2,263,506.95
TOTAL FIXED INCOME	2,744,994.96	2,800,239.90	2,765,208.09	2,849,991.86
EQUITIES				
COMMON STOCK	5,302,853.09	6,043,903.85	5,667,301.11	7,246,318.15
FOREIGN STOCK	623,416.86	594,908.90	674,347.15	826,945.80
TOTAL EQUITIES	5,926,269.95	6,638,812.75	6,341,648.26	8,073,263.95
TOTAL HOLDINGS	8,976,043.99	9,743,831.73	9,311,643.91	11,128,043.37
TOTAL ASSETS	8,989,189.09	9,756,976.83	9,332,401.29	11,148,800.75
L I A B I L I T I E S				
TOTAL LIABILITIES	0.00	0.00	0.00	0.00
TOTAL NET ASSET VALUE	8,989,189.09	9,756,976.83	9,332,401.29	11,148,800.75

Statement Period
Account Number

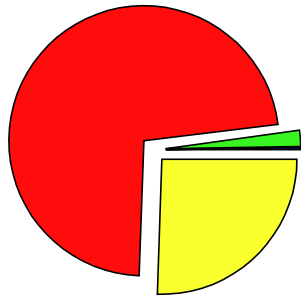
10/01/2015 through 09/30/2016
M03541
SALEM TRUST COMPANY
AS CUSTODIAN FOR THE
CITY OF EDGEWATER
FIREFIGHTERS PENSION FUND
MASTER ACCOUNT





Beginning Market Allocation



0.1%		CASH & RECEIVABLES	13,145.10
3.1%		CASH AND EQUIVALENTS	304,779.08
68.1%		EQUITIES	6,638,812.75
28.7%		FIXED INCOME	2,800,239.90
100.0%		Total	9,756,976.83

Ending Market Allocation

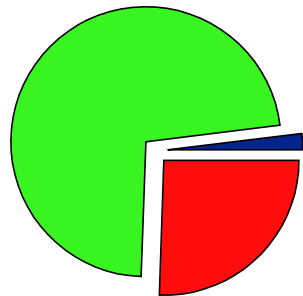


0.2%		CASH & RECEIVABLES	20,757.38
1.8%		CASH AND EQUIVALENTS	204,787.56
72.4%		EQUITIES	8,073,263.95
25.6%		FIXED INCOME	2,849,991.86
100.0%		Total	11,148,800.75

Statement Period
Account Number

10/01/2015 through 09/30/2016
M03541
SALEM TRUST COMPANY
AS CUSTODIAN FOR THE
CITY OF EDGEWATER
FIREFIGHTERS PENSION FUND
MASTER ACCOUNT

Summary Of Investments
Investment Allocation



2.0%	■	CASH AND EQUIVALENTS	225,544.94
72.4%	■	EQUITIES	8,073,263.95
25.6%	■	FIXED INCOME	2,849,991.86
100.0%		Total	11,148,800.75

Investment Summary

	Cost	Market Value	% of Acct	Estim Ann Inc	Income Yield
CASH AND EQUIVALENTS					
CASH	20,757.38	20,757.38	0.19	0	0.00
SHORT TERM INVESTMENTS	204,787.56	204,787.56	1.84	20	0.01
TOTAL CASH AND EQUIVALENTS	225,544.94	225,544.94	2.02	20	0.01
FIXED INCOME					
U S GOVERNMENT OBLIGATIONS	229,348.50	243,771.72	2.19	2,907	1.19
COLLATERALIZED MTGE OBLIG	129,833.84	137,501.19	1.23	7,214	5.25
MUNICIPAL OBLIGATIONS	179,137.50	205,212.00	1.84	1,737	0.85

Statement Period
 Account Number

10/01/2015 through 09/30/2016
 M03541
 SALEM TRUST COMPANY
 AS CUSTODIAN FOR THE
 CITY OF EDGEWATER
 FIREFIGHTERS PENSION FUND
 MASTER ACCOUNT

Summary Of Investments

Investment Summary

	Cost	Market Value	% of Acct	Estim Ann Inc	Income Yield
CORPORATE BONDS	2,226,888.25	2,263,506.95	20.30	36,475	1.61
TOTAL FIXED INCOME	2,765,208.09	2,849,991.86	25.56	48,333	1.70
EQUITIES					
COMMON STOCK	5,667,301.11	7,246,318.15	65.00	112,519	1.55
FOREIGN STOCK	674,347.15	826,945.80	7.42	28,074	3.39
TOTAL EQUITIES	6,341,648.26	8,073,263.95	72.41	140,593	1.74
Total Net Asset Value	9,332,401.29	11,148,800.75	100.00	188,947	1.69