

February 27, 2018

SENT VIA EMAIL

City Commission
City of Edgewater
C/o Bridgette King, Finance Director
P.O. Box 100
Edgewater, FL 32132

RE: CITY OF EDGEWATER GENERAL EMPLOYEES' PENSION PLAN
ANNUAL REPORT OF INVESTMENT ACTIVITY

Dear Commissioner:

In accordance with Section 112.661(15), Florida Statutes, please find enclosed the annual report of investment activity of the City of Edgewater General Employees' Pension Plan. This report includes investments in the portfolio as of September 30, 2017, listed by class or type, book value, income earned and market value as of the stated date. This report must also be made available to the public.

Thank you,



Ferrell B. Jenne
Plan Administrator



ACCOUNT STATEMENT-515

Statement Period	10/01/2016 through 09/30/2017
Account Number	M04150 SALEM TRUST COMPANY AS CUSTODIAN FOR THE CITY OF EDGEWATER GENERAL EMPLOYEES' PENSION PLAN MASTER ACCOUNT

Index Of Related Accounts

THIS REPORT CONSOLIDATES THE ACTIVITY OF THE FOLLOWING ACCOUNTS:

ACCOUNT	NAME
	SALEM TRUST COMPANY AS CUSTODIAN FOR THE CITY OF EDGEWATER GENERAL EMPLOYEES' PENSION PLAN INTEGRITY FIXED INCOME EDGEWATER GENERAL / INTEGRITY
	SALEM TRUST COMPANY AS CUSTODIAN FOR THE CITY OF EDGEWATER GENERAL EMPLOYEES' PENSION PLAN RECEIPTS & DISBURSEMENTS EDGEWATER GENERAL / R&D

Statement Period
Account Number

10/01/2016 through 09/30/2017
M04150
SALEM TRUST COMPANY
AS CUSTODIAN FOR THE
CITY OF EDGEWATER GENERAL
EMPLOYEES' PENSION PLAN
MASTER ACCOUNT

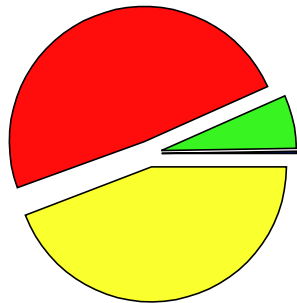
Balance Sheet

	AS OF 10/01/2016		AS OF 09/30/2017	
	COST VALUE	MARKET VALUE	COST VALUE	MARKET VALUE
A S S E T S				
CASH	0.00	0.00	35,075.65	35,075.65
ACCRUED INCOME	45,077.33	45,077.33	47,137.85	47,137.85
TOTAL CASH & RECEIVABLES	45,077.33	45,077.33	82,213.50	82,213.50
CASH AND EQUIVALENTS				
SHORT TERM INVESTMENTS	787,129.82	787,129.82	506,833.20	506,833.20
TOTAL CASH AND EQUIVALENTS	787,129.82	787,129.82	506,833.20	506,833.20
FIXED INCOME				
U S GOVERNMENT OBLIGATIONS	564,601.76	565,649.35	551,817.78	564,403.60
MORTGAGE/ASSET BACKED SEC	1,274,398.26	1,299,075.16	1,027,663.33	1,024,777.05
COLLATERALIZED MTGE OBLIG	63,017.67	64,840.19	49,266.76	49,838.81
MUNICIPAL OBLIGATIONS	56,684.55	58,761.55	176,570.30	176,986.05
CORPORATE BONDS	3,430,863.52	3,447,759.10	3,996,138.66	3,938,808.13
TOTAL FIXED INCOME	5,389,565.76	5,436,085.35	5,801,456.83	5,754,813.64
EQUITIES				
MUT FUNDS - EQUITY	5,476,387.19	6,007,565.93	5,069,712.49	6,160,955.59
TOTAL EQUITIES	5,476,387.19	6,007,565.93	5,069,712.49	6,160,955.59
TOTAL HOLDINGS	11,653,082.77	12,230,781.10	11,378,002.52	12,422,602.43
TOTAL ASSETS	11,698,160.10	12,275,858.43	11,460,216.02	12,504,815.93
L I A B I L I T I E S				
TOTAL LIABILITIES	0.00	0.00	0.00	0.00
TOTAL NET ASSET VALUE	11,698,160.10	12,275,858.43	11,460,216.02	12,504,815.93

Statement Period
Account Number

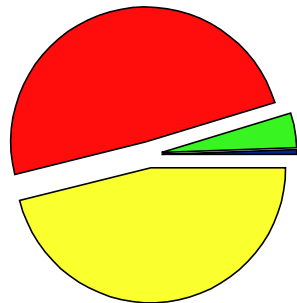
10/01/2016 through 09/30/2017
M04150
SALEM TRUST COMPANY
AS CUSTODIAN FOR THE
CITY OF EDGEWATER GENERAL
EMPLOYEES' PENSION PLAN
MASTER ACCOUNT

Beginning Market Allocation



0.4%	CASH & RECEIVABLES	45,077.33
6.4%	CASH AND EQUIVALENTS	787,129.82
48.9%	EQUITIES	6,007,565.93
44.3%	FIXED INCOME	5,436,085.35
100.0%	Total	12,275,858.43

Ending Market Allocation

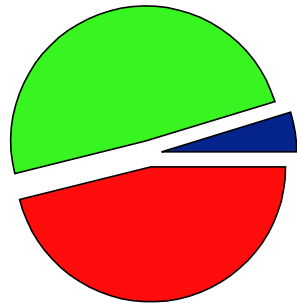


0.7%	CASH & RECEIVABLES	82,213.50
4.1%	CASH AND EQUIVALENTS	506,833.20
49.2%	EQUITIES	6,160,955.59
46.0%	FIXED INCOME	5,754,813.64
100.0%	Total	12,504,815.93

Statement Period
Account Number

10/01/2016 through 09/30/2017
M04150
SALEM TRUST COMPANY
AS CUSTODIAN FOR THE
CITY OF EDGEWATER GENERAL
EMPLOYEES' PENSION PLAN
MASTER ACCOUNT

Summary Of Investments
Investment Allocation



4.7%	■	CASH AND EQUIVALENTS	589,046.70
49.3%	■	EQUITIES	6,160,955.59
46.0%	■	FIXED INCOME	5,754,813.64
100.0%		Total	12,504,815.93

Investment Summary

	Cost	Market Value	% of Acct	Estim Ann Inc	Income Yield
CASH AND EQUIVALENTS					
CASH	82,213.50	82,213.50	0.66	0	0.00
SHORT TERM INVESTMENTS	506,833.20	506,833.20	4.05	3,193	0.63
TOTAL CASH AND EQUIVALENTS	589,046.70	589,046.70	4.71	3,193	0.54
FIXED INCOME					
U S GOVERNMENT OBLIGATIONS	551,817.78	564,403.60	4.51	16,719	2.96
MORTGAGE/ASSET BACKED SEC	1,027,663.33	1,024,777.05	8.20	37,387	3.65
COLLATERALIZED MTGE OBLIG	49,266.76	49,838.81	0.40	554	1.11

Statement Period
Account Number

10/01/2016 through 09/30/2017
M04150
SALEM TRUST COMPANY
AS CUSTODIAN FOR THE
CITY OF EDGEWATER GENERAL
EMPLOYEES' PENSION PLAN
MASTER ACCOUNT

Summary Of Investments

Investment Summary

	Cost	Market Value	% of Acct	Estim Ann Inc	Income Yield
MUNICIPAL OBLIGATIONS	176,570.30	176,986.05	1.42	4,384	2.48
CORPORATE BONDS	3,996,138.66	3,938,808.13	31.50	191,958	4.87
TOTAL FIXED INCOME	5,801,456.83	5,754,813.64	46.02	251,001	4.36
EQUITIES					
MUT FUNDS - EQUITY	5,069,712.49	6,160,955.59	49.27	84,795	1.38
Total Net Asset Value	11,460,216.02	12,504,815.93	100.00	338,989	2.71