

**CITY OF EDGEWATER
FLORIDA**

**PROPOSED BUDGET
6.70 MILLS**



FISCAL YEAR 2020 - 2021

PROPOSED FY 2020 - 2021 BUDGET

REVENUES AND EXPENSES	REVENUE	EXPENSES	VARIANCE	PAGE
001 - GENERAL FUND	\$ 17,161,126	\$ 17,161,126	\$ -	12
114 -GRANTS FUND NON-DEPARTMENTAL	\$ 13,914	\$ 13,914	\$ -	118
115 - SPECIAL LAW ENFORCEMENT TRUST FUND	\$ 50,000	\$ 50,000	\$ -	123
116 - TRANSPORTATION IMPACT FEE	\$ 432,500	\$ 432,500	\$ -	128
117 - POLICE IMPACT FEE FUND	\$ 20,000	\$ 20,000	\$ -	133
118 - FIRE IMPACT FEE FUND	\$ 50,000	\$ 50,000	\$ -	138
119 - RECREATION IMPACT FEE	\$ 150,000	\$ 150,000	\$ -	143
120 - SCHOLARSHIP FUND	\$ 11,000	\$ 11,000	\$ -	148
122 - TREE MITIGATION FUND	\$ 70,482	\$ 70,482	\$ -	153
125 - EDGEWATER CRA	\$ 517,736	\$ 517,736	\$ -	158
205 - I & S DEBT SERVICE FUND	\$ 437,688	\$ 437,688	\$ -	164
331 - CAPITAL PROJECTS FUND	\$ 176,017	\$ 176,017	\$ -	170
440 - WATER & SEWER	\$ 12,299,749	\$ 12,299,749	\$ -	184
442 - WATER DEVELOPMENT	\$ 140,175	\$ 140,175	\$ -	224
443 - SEWER DEVELOPMENT	\$ 228,150	\$ 228,150	\$ -	229
444 - RENEWAL & REPLACEMENT	\$ 6,687,867	\$ 6,687,867	\$ -	234
445 - WATER & SEWER RATE STABILIZATION	\$ 1,307,394	\$ 1,307,394	\$ -	239
447 - SOLID WASTE	\$ 3,626,606	\$ 3,626,606	\$ -	244
448 - STORMWATER OPERATING	\$ 2,551,857	\$ 2,551,857	\$ -	261
449 - STORMWATER CAPITAL PROJECTS	\$ 3,123,234	\$ 3,123,234	\$ -	273
450 - PUBLIC WORKS COMPLEX	\$ -	\$ -	\$ -	278
501 - MIS	\$ 702,476	\$ 702,476	\$ -	288
502 - FLEET	\$ 1,120,269	\$ 1,120,269	\$ -	298
503 - LOSS FUND	\$ 389,231	\$ 389,231	\$ -	309
504 - FULLY INSURED INSURANCE	\$ 2,910,114	\$ 2,910,114	\$ -	315
505 - WORKERS COMPENSATION	\$ 281,365	\$ 281,365	\$ -	322
TOTAL ALL FUNDS	\$ 54,458,950	\$ 54,458,950	\$ -	
		CAPITAL OUTLAY		328
		CIP		332

CITY OF EDGEWATER



FISCAL YEAR 2020-2021

THE PROPOSED OPERATING BUDGET EXPENDITURES OF THE CITY OF EDGEWATER ARE .38% LESS THAN LAST YEARS TOTAL OPERATING EXPENDITURES.

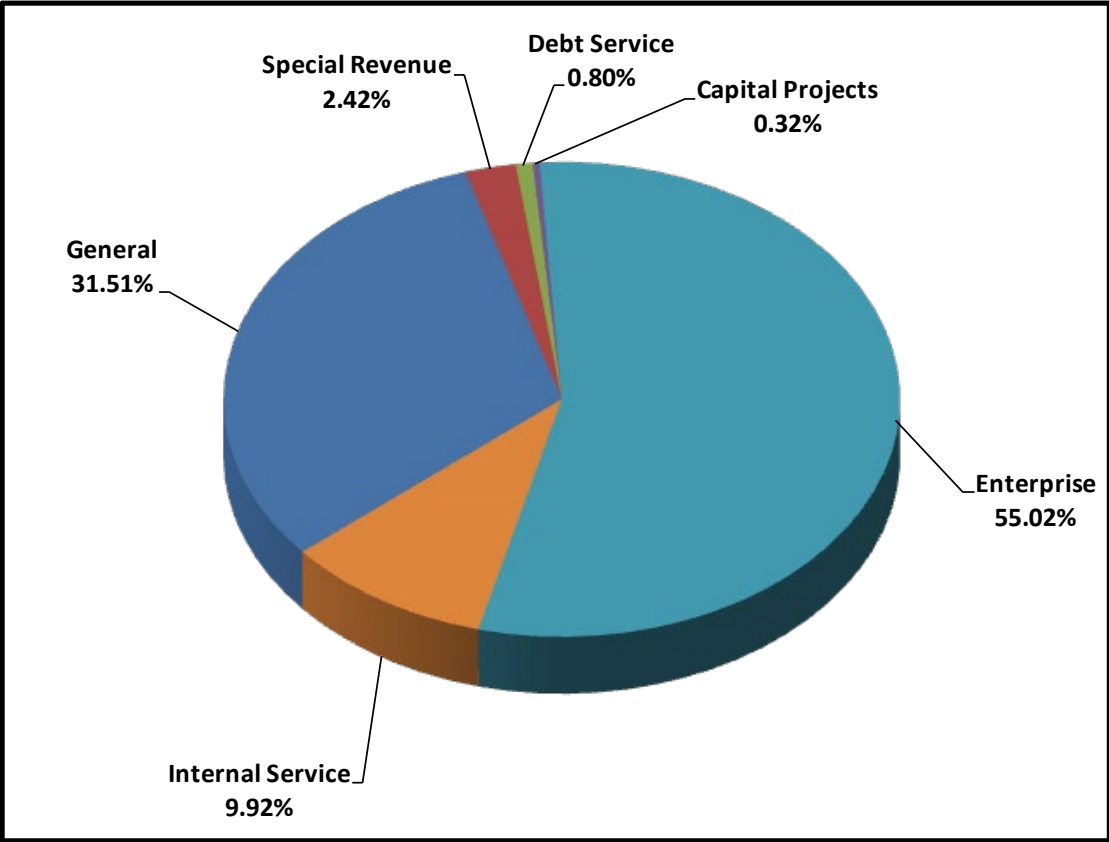
General Fund \$6.7000
 2005 I & S Voted Fund \$0.0337
 2016 I & S Voted Fund \$0.2142

		GENERAL FUND	SPECIAL REVENUE FUND	DEBT SERVICE FUND	CAPITAL PROJECTS FUND	ENTERPRISE FUND	INTERNAL SERVICE FUND	TOTAL ALL FUNDS
ESTIMATED REVENUES								
Taxes:		Millage Per \$1,000						
Ad Valorem	CURRENT	\$6.700	\$ 7,429,451	\$ 338,861	\$ -	\$ -	\$ -	\$ 7,768,312
Ad Valorem		\$0.0337	(voted debt)		37,471			37,471
Ad Valorem		\$0.2142	(voted debt)		238,166			238,166
Ad Valorem	DELINQUENT	2,500						2,500
Local Option and Insurance Premium Tax		551,322	-		176,017			727,339
Communication Service Tax		483,419	-					483,419
Charges For Services		1,678,125	-			18,295,061	1,504,477	21,477,663
Utility Services Tax		1,827,609	-					1,827,609
Franchise Fees		965,000	-					965,000
Intergovernmental Revenue		2,084,013	13,914			3,235,207	3,075,764	8,408,898
Fines & Forfeitures		71,000	-					71,000
Licenses & Permits		493,800	-			8,000		501,800
Debt Proceeds		-	-			3,500,000		3,500,000
Other Financing Sources		109,150	107,500			111,445	115,715	443,810
Special Assessments		-	-					-
Internal Service Charges		1,351,427	-					1,351,427
TOTAL SOURCES		17,046,816	460,275	275,637	176,017	25,149,713	4,695,956	47,804,414
Transfers In		-	-	162,002	-	3,075,894	702,476	3,940,372
Fund Balance/Reserves/Net Assets		114,310	855,357	49	-	1,739,425	5,023	2,714,164
TOTAL REVENUES, TRANSFERS & BALANCES		\$ 17,161,126	\$ 1,315,632	\$ 437,688	\$ 176,017	\$ 29,965,032	\$ 5,403,455	\$ 54,458,950
EXPENDITURES								
General Government		\$ 4,248,928	\$ 613,132	\$ -	\$ -	-	-	\$ 4,862,060
Public Safety		\$ 8,830,000	\$ 75,830	-	-	-	-	8,905,830
Recreation		\$ 1,620,007	\$ -	-	-	-	-	1,620,007
Transportation		\$ 1,016,897	\$ -	-	176,017	-	-	1,192,914
Physical Environment		\$ -	\$ -	-	-	23,179,871	5,275,149	28,455,020
Debt Service		\$ 298,958	\$ -	437,688	-	2,087,766	11,713	2,836,125
Human Services		\$ 295,058	\$ -	-	-	-	-	295,058
Internal Service		\$ -	\$ -	-	-	-	-	-
TOTAL EXPENDITURES		16,309,848	688,962	437,688	176,017	25,267,637	5,286,862	48,167,014
Transfers Out		851,278	-	-	-	3,089,094	-	3,940,372
Fund Balances/Reserves/Net Assets		-	626,670	-	-	1,608,301	116,593	2,351,564
TOTAL APPROPRIATED EXPENDITURES, TRANSFERS, RESERVES AND BALANCES		\$ 17,161,126	\$ 1,315,632	\$ 437,688	\$ 176,017	\$ 29,965,032	\$ 5,403,455	\$ 54,458,950

FISCAL YEAR 2020-2021



**TOTAL BUDGET BY FUND TYPE
FISCAL YEAR 2020-2021**



TOTAL \$ 54,458,950

	TOTALS	PERCENT OF BUDGET
General	\$ 17,161,126	31.51%
Special Revenue	\$ 1,315,632	2.42%
Debt Service	\$ 437,688	0.80%
Capital Projects	\$ 176,017	0.32%
Enterprise	\$ 29,965,032	55.02%
Internal Service	\$ 5,403,455	9.92%
TOTAL	\$ 54,458,950	100.00%

Chart of Accounts Reference

Type	Fund	Dept./Div.	Function	Element	Object
Revenue	XXX	0000	301-399	XX	XX
Expense	XXX	XXXX	501-599	XX	XX

Example

Fund	Dept./Div.	Function	Element	Object
001	1300	513	21	10

The combination of the Element and Object determine the GL account in this example XXX-XXXX-5XX-21-10 would be FICA Taxes.

DEPARTMENT	FUND	Dept./Div.	Function	Element	Object
COUNCIL	1	1100	511	XX	XX
CITY MANAGER	1	1210	512	XX	XX
LEGAL	1	1220	514	XX	XX
ECONOMIC DEVELOPMENT	1	1230	552	XX	XX
CITY CLERK	1	1240	512	XX	XX
FINANCE	1	1300	513	XX	XX
SPECIAL EVENTS	1	1340	513	XX	XX
COMMUNITY DEVELOPMENT	1	1510	515	XX	XX
BUILDING	1	1530	515	XX	XX
PERSONNEL	1	1700	513	XX	XX
POLICE ADMIN	1	2110	521	XX	XX
POLICE OPERATIONS	1	2120	521	XX	XX
POLICE DEBT SERVICE	1	2125	580	XX	XX
FIRE & RESCUE ADMIN	1	2210	522	XX	XX
FIRE & RESUCE OPERATIONS	1	2220	522	XX	XX
FIRE DEBT SERVICE	1	2225	580	XX	XX
CODE ENFORCEMENT	1	2230	522	XX	XX
ANIMAL CONTROL	1	2310	562	XX	XX
DOES - STREET	1	4020	541	XX	XX
OTHER GOVERNMENTAL SERVICES	1	5555	580	XX	XX
GATEWAY/BEAUTIFICATION	1	6010	541	XX	XX
LEISURE SERVICES ADMIN	1	7210	572	XX	XX
LEISURE SERVICES OPERATIONS	1	7220	572	XX	XX
LEISURE DEBT SERVICES	1	7225	580	XX	XX
CAPITAL PROJESCTS	331	1910	513	XX	XX
DOES - AMDIN	440	4010	539	XX	XX
DOES - WATER	440	4030	533	XX	XX
DOES - WASTEWATER	440	4040	535	XX	XX
DOES - COLLECTIONS	440	4050	539	XX	XX
DOES - FIELD OPERATONS	440	4080	539	XX	XX
DOES - REFUSE	447	4060	534	XX	XX
RECYLING	447	4065	534	XX	XX
DOES - STORMWATER	448	4070	538	XX	XX
IT/MIS	501	1302	513	XX	XX
DOES-FLEET MAINTENANCE	502	4090	519	XX	XX
LOSS FUND	503	XXXX	XXX	XX	XX
FULLY INSURED INSURANCE	504	XXXX	XXX	XX	XX
WORKERS COMPENSATION	504	XXXX	XXX	XX	XX

FISCAL YEAR 2020 - 2021

BUDGET OVERVIEW

A budget is the “plan of attack” that sets forth the program priorities and allocations of resources available to accomplish the goals of the City of Edgewater during the upcoming fiscal year. It is developed through the combined efforts of the City staff, citizen participation, and the elected City of Edgewater officials.

In development of the City’s operating budget, the line item approach to budgeting is utilized. Line item budgeting, the most common and straightforward method, adds next year’s proposed spending increasing on top of the current year’s total. This is also called traditional or incremental budgeting. A basic assumption in this budgeting method is that the current level of expenditures is fully justified and programs/operations/administration are continuously evaluated for effectiveness. The City’s budget process includes the following steps.

January	City Manager, staff, and City Council discuss goals and objectives for next fiscal year.
Early May	Department heads complete expenditure requests and revenue estimates are required.
Mid May	Department heads with revenue projection responsibilities reviews forecasts with Finance Director.
June	City Manager conducts department budget hearings.
July	Notice of Proposed Property Taxes (TRIM Notice) Calendar begins July 1.
August	City Council conducts public workshops/department presentations. Proposed millage rate due August 4.
Early September	First public hearings.
Mid September	Second public hearings.
October 1	New fiscal year begins, new budget is implemented. Post-audit review of expenditures/expenses of the previous year. Appropriations for the previous year lapse.

In addition to the operating budget, the City of Edgewater considers a Capital Budget. The capital budget reflects items included within the operating budget but are normally non-recurring in nature and have a cost of over \$5,000 and a life span of one year or more.

An important consideration in the budget process is the recognition of the additional operating costs associated with the completion of a capital project. For example, once a capital project is completed, additional personnel may be required on a continual basis for that project.

Capital projects may be financed through the issuance of revenue bonds which evidence the City's obligation to repay a specific amount on a future maturity date, plus interest. Revenue bonds pledge specific sources of revenues, usually generated by the new asset, as the means of repayment. The City of Edgewater may pledge the net revenues generated by the new asset, water and sewer impact fees, various assessments, and other non-ad valorem sources. Another source of financing may be through notes from local financial institutions.

A major component of the budget process is the setting of the Ad Valorem tax millage necessary to raise the required property tax revenue for the upcoming fiscal year. The setting of the millage involves a formal process defined in the Florida Statutes. This is commonly referred to as TRIM (the Truth in Millage Act).

The Truth in Millage Act

The Truth in Millage Act (TRIM) serves to formalize the property tax levying process by requiring a specific method of tax rate calculation, form of notice, public hearing requirements and advertisement specification prior to the adoption of a budget and tax rate.

The effect of TRIM is to inform taxpayers that their property taxes are changing (up or down), the cause (a change in the assessed value of their property and/or an increase in the proposed spending level) and how the proposed new tax rate compares to the rate that would generate the same property tax dollars as the current year (the "rolled-back" rate).

The rolled-back rate is the rate of property tax required to raise the same tax revenues in the upcoming budget year as in the current year. The City's rolled back rate is \$6.1349 per \$1,000 of assessed taxable property value.

The following is a TRIM calendar of required actions and maximum deadlines. It assumes that the process begins with the certified tax roll as of July 1, of each year.

<u>Days</u>	<u>Required Action</u>
July 1 (3)	Property Appraiser certifies to the City the taxable value within the boundaries of the city.
Aug 4 (35)	Within 35 days of certification of value, the City shall advise the Property Appraiser of: <ul style="list-style-type: none"> (a) Proposed millage rate. (b) Current year rolled-back rate. (c) The date, time, and place of the first public hearing.
Aug 24 (55)	No later than 55 days after the certification of value the Property Appraiser shall mail out the Notice of Proposed Taxes (TRIM Notice).
Sep 18	Within 80 days of certification of value but not earlier than 65 days after

- (80) certification, the City of Edgewater shall hold a public hearing on the tentative budget and proposed millage rate. This hearing will be publicized via the TRIM Notice mailed out by the Property Appraiser.
- Oct 3 (95) Within 15 days of the meeting adopting the tentative budget, the City shall advertise its intent to finally adopt a millage and budget.
- Oct 5-Oct 8 (97 to 100) A public hearing to finalize the budget and adopt a millage rate shall be held not less than 2 days or more than 5 days after the day that the advertisement is first published. The City in most cases will complete this process before October.
- Oct 11 (103) The resolution or ordinance approved at the final hearing shall be forwarded to the Property Appraiser, and the Tax collector.
- Oct 12 (104) Property Appraiser notifies City of final adjusted tax roll. Within 3 days the City adjusts millage, if applicable, and certifies to the Property Appraiser its adjusted, adopted rate. (Form DR-422)
- Nov 7 Not later than 30 days following adopting of its millage and budget ordinance or resolution, each taxing authority shall certify that they have complied with the provisions of Chapter 200, F.S., to the Division of Ad Valorem Tax.

EXPLANATION OF REVENUES

The City of Edgewater utilizes a wide variety of revenues to pay for the many services provided to its citizens. The City attempts to balance its revenue sources to produce long-term solvency while utilizing a revenue mix that is compatible with local circumstances.

The City of Edgewater, by virtue of the state constitution, has general home rule authority in all areas except taxation. The City has the discretion to perform any public service or to enact any ordinance unless specifically prohibited by the state. The constitution requires that municipalities can only levy taxes that the Legislature has specifically authorized by the general law, with the exception of the property tax. The property tax is the only local tax source, which is authorized by the constitution, and it is capped at 10 mills.

The basic revenue categories addressed in this budget overview are as follows: ad valorem property tax, voter approved referendum, City utility taxes, franchise fees, user fees, intergovernmental revenues, local option taxes, occupational license taxes, fines and forfeitures, investment income, contributions and donations, and miscellaneous revenue.

Ad Valorem Property Tax/Voter Approved Referendum

The property/referendum tax is based on the value of real and personal property. Each year, the Volusia County Property Appraiser determines the total value of each parcel of property. The value of residential property represents only the value of the real estate, which includes buildings and improvements; while commercial property includes these values in addition to all relevant personal property. This value is called "assessed value." After subtracting all lawful exemptions (i.e., amendment 1: \$25,000; homestead: \$25,000; additional senior homestead: \$25,000; widow: \$500; widower: \$500; disability:

\$500), the remaining value is called “taxable value.” It is this figure on which ad valorem property taxes are calculated. The property/referendum tax is calculated by multiplying the taxable value of the property by .001, and then multiplying that number by the rate of taxation, which is referred to as “mills” or “millage rate”. One mill is equivalent to \$1 per \$1,000 of taxable value. For example, if you own your own home, and the property appraiser has set the assessed value at \$150,000, the taxable value would be \$100,000 after subtracting your \$25,000 homestead exemption and \$25,000 Amendment 1 exemption. With a combined millage rate of 6.70 mills, you would owe \$670.00 in property taxes ($\$100,000 \times .001 = \100 , and $100 \times \$6.70 \text{ mills} = \670.00). This calculation of course is only valid for the City’s share of the total millage rate of all the taxing authorities.

During the coming fiscal year ending September 30, 2021, the City estimates to collect \$7,429,451 in current property taxes for general operations and \$275,637 debt service voter approved referendum.

Municipal Utility Tax

The City’s utility tax is levied on electricity, water, and various gas/propane services at rates of 10% on allowable billing. Sections 166.231, Florida Statute, authorize this tax to be levied. Effective October 1, 2001, the Florida Legislature has replaced telephone utility taxes and telecommunications franchise fee with a flat rate which varies by municipality and county. For fiscal year 2021, the City’s rate is 5.22% of taxable sales. This is not a new tax, merely a replacement of the utility taxes and franchise fees normally collected by the City.

Franchise Fees

Franchise fees generate revenues in much the same way as the utility tax; however, it is a fee which is usually levied at rates of 3% to 10% on a company or utility for the privilege of doing business within the municipality’s jurisdiction.

User Fees

User fees or charges for services are defined by the Florida Comptroller as “voluntary payments based on direct, measurable consumption of publicly provided goods and services”. These revenues, by far, are the single largest category of City revenues. User fees are derived from charges for water, wastewater, reuse water, garbage collections, recycling, storm water management, recreation, building inspections and a variety of other services.

Intergovernmental Revenue

This category is often referred to as “revenue sharing”. These revenues are collected by one government unit and shared with other governmental units.

Local Option Taxes

The City receives a share of the local option gas tax.

Business Tax Receipt

This business tax receipt represents a minor revenue source. It is levied for the privilege of engaging in or managing any business or occupation within the City’s jurisdiction.

Fines and Forfeitures

This revenue category includes receipts from fines and penalties imposed for the commission of statutory offenses, violation of lawful administrative rules and regulations, and for neglect of official duty. Fines include court fines, library fines, pollution control violations and violations of local ordinances.

Investment Income

Revenues derived from the investment of case receipts and idle funds are important, yet often overlooked, source of revenues. The City practices good cash management and promotes aggressive revenue collections to maximize cash flow.

Contributions and Donations

This revenue category is comprised of various sources, preliminary gifts, pledges, bequests or grants from non-governmental entities.

Miscellaneous Revenue

The miscellaneous revenue category includes a variety of lesser important sources of revenues that are not separately categorized.

City of Edgewater, Florida
Final Estimates

Tax Collections FY 2021 for 2020 Property Tax Year

Due before January 1, 2021

Estimated 2020 Adjusted Tax Value	\$ 1,146,070,968
New Construction & Annexations	21,163,968
Current Year Gross Tax Value	<u>\$ 1,167,234,936</u>

Taxable Value x Agency
 Millage Rate x 95% equals amount
 to be collected by January 1
 (Per F.S.S. Chapter 163.337)

Current Year Gross Tax Value - Debt Service \$ 1,170,406,578

AGENCY	MILLAGE RATE per \$1,000	TAX AMOUNT	95% DUE 12/31/2020	Percent of Total	
Edgewater Operating	6.70000	\$ 7,820,474	\$ 7,429,450	30.40%	Proposed
Edgewater PARKS	0.21420	\$ 250,701	\$ 238,166	0.97%	Proposed
Edgewater I&S	0.03370	\$ 39,443	\$ 37,471	0.15%	Proposed
Volusia Co - GF	6.14200	\$ 7,169,157	\$ 6,810,699	27.87%	Prior Year
Volusia Co School	6.08100	\$ 7,097,956	\$ 6,743,058	27.59%	Prior Year
Volusia Forever I&S 2005	0.87800	\$ 1,024,832	\$ 973,591	3.98%	Prior Year
Volusia Echo	0.20000	\$ 233,447	\$ 221,775	0.91%	Prior Year
St. Johns	0.24140	\$ 281,771	\$ 267,682	1.10%	Prior Year
FIND	0.03200	\$ 37,352	\$ 35,484	0.15%	Prior Year
SE Vol Hospital Dist	1.12130	\$ 1,308,821	\$ 1,243,380	5.09%	Prior Year
E Vol Mosq Cont	0.18800	\$ 219,440	\$ 208,468	0.85%	Prior Year
Volusia Forever	0.11220	\$ 130,964	\$ 124,416	0.51%	Prior Year
Port Authority	0.09290	\$ 108,436	\$ 103,014	0.42%	Prior Year
Totals	<u>22.03670</u>	<u>\$ 25,722,792</u>	<u>\$ 24,436,653</u>	100.00%	

**CITY OF EDGEWATER
TAX ANALYSIS**

FISCAL YEAR	TAXABLE VALUE	MILLAGE RATE*	TAX LEVY	CENSUS	TAXES PER CAPITA	GENERAL FUND	NUMBER OF EMPLOYEES	General Total Debt	Proprietary Total Debt	Citywide Total Debt
2021	\$ 1,167,234,936	\$ 6.70	\$ 7,429,451	23,455	\$ 317	\$ 16,945,550	135/78	\$ 6,314,815	\$ 17,838,415	\$ 24,153,230
2020	\$ 1,045,822,111	\$ 6.70	\$ 6,656,658	23,319	\$ 285	\$ 18,581,412	133/82	\$ 6,811,187	\$ 18,884,354	\$ 25,695,541
2019	\$ 951,480,627	\$ 6.70	\$ 6,056,174	21,509	\$ 282	\$ 16,768,412	131/81	\$ 7,287,836	\$ 16,156,504	\$ 23,444,340
2018	\$ 838,044,501	\$ 6.70	\$ 5,524,117	21,000	\$ 263	\$ 15,056,891	127/78	\$ 7,215,751	\$ 17,741,417	\$ 24,957,168
2017	\$ 750,561,618	\$ 6.70	\$ 4,785,777	20,958	\$ 228	\$ 15,621,186	128/78	\$ 2,103,650	\$ 20,389,199	\$ 22,492,849
2016	\$ 699,244,442	\$ 6.70	\$ 4,450,691	20,750	\$ 214	\$ 13,732,777	126/77	\$ 1,955,420	\$ 21,399,371	\$ 23,354,791
2015	\$ 651,497,889	\$ 6.70	\$ 4,158,557	20,750	\$ 200	\$ 12,799,644	118/77	\$ 1,653,844	\$ 23,358,283	\$ 25,012,127
2014	\$ 613,235,365	\$ 6.88	\$ 4,024,382	20,750	\$ 194	\$ 12,324,722	117/77	\$ 1,650,291	\$ 24,275,283	\$ 25,925,574
2013	\$ 592,777,766	\$ 6.50	\$ 3,660,403	20,734	\$ 177	\$ 12,207,802	119/79	\$ 1,925,066	\$ 25,469,754	\$ 27,394,820
2012	\$ 582,726,592	\$ 6.47	\$ 3,581,729	20,750	\$ 173	\$ 11,973,922	118/78	\$ 2,847,625	\$ 21,824,125	\$ 24,671,750
2011	\$ 685,099,203	\$ 6.59	\$ 4,515,489	21,394	\$ 211	\$ 12,197,558	114/78	\$ 2,908,497	\$ 23,004,231	\$ 25,912,728
2010	\$ 822,343,254	\$ 6.36	\$ 5,230,103	21,617	\$ 242	\$ 12,544,666	117/79	\$ 3,351,558	\$ 27,256,217	\$ 30,607,775
2009	\$ 981,617,652	\$ 5.90	\$ 5,791,544	21,988	\$ 263	\$ 14,356,423	127/81	\$ 3,963,527	\$ 30,947,893	\$ 34,911,420
2008	\$ 1,195,974,542	\$ 5.20	\$ 6,219,068	21,608	\$ 288	\$ 13,934,557	129/79	\$ 4,744,361	\$ 34,595,031	\$ 39,339,392
2007	\$ 1,089,419,939	\$ 5.70	\$ 6,209,694	21,558	\$ 288	\$ 14,107,382	140/84	\$ 5,639,483	\$ 37,870,339	\$ 43,509,822
2006	\$ 812,943,450	\$ 6.45	\$ 5,243,485	21,156	\$ 248	\$ 14,136,921	141/82	\$ 5,902,719	\$ 40,955,939	\$ 46,858,658
2005	\$ 664,137,932	\$ 6.45	\$ 4,283,690	20,088	\$ 213	\$ 13,194,640	122/61	\$ 6,784,073	\$ 38,064,095	\$ 44,848,168
2004	\$ 577,578,094	\$ 6.95	\$ 4,014,168	19,515	\$ 206	\$ 10,935,692	112/61	\$ 12,382,864	\$ 35,547,623	\$ 47,930,487
2003	\$ 506,036,346	\$ 6.95	\$ 3,516,953	19,390	\$ 181	\$ 13,985,244	114/55	\$ 7,540,032	\$ 29,326,540	\$ 36,866,572



001 - GENERAL FUND

FISCAL YEAR 2020-2021

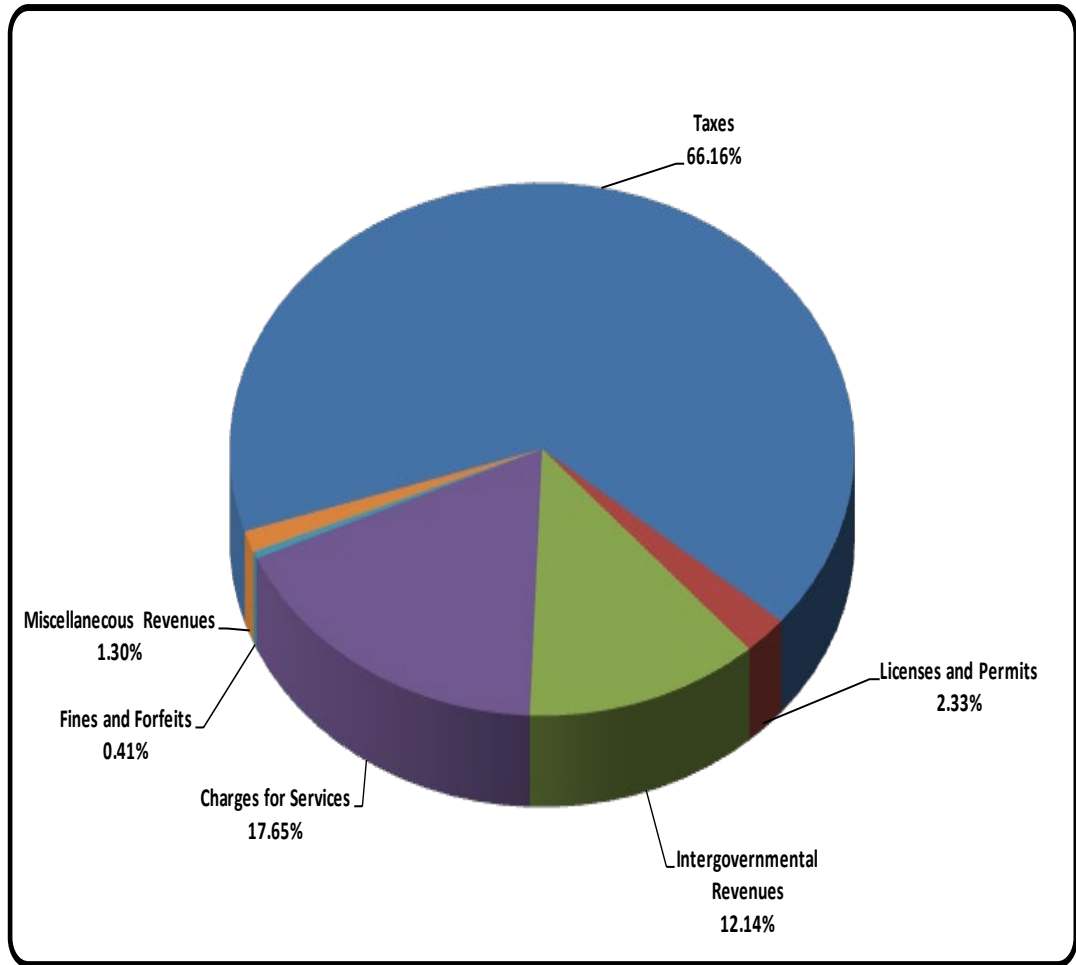


GENERAL FUND BUDGET SUMMARY	2018 ACTUAL	2019 ACTUAL	2020 BUDGET	2021 PROPOSED	Budget Increase (Decrease)
ADD REVENUES:					
Taxes	9,909,842	10,639,564	10,567,169	11,353,301	786,132
Licenses and Permits	420,277	359,585	506,950	399,800	(107,150)
Intergovernmental Revenues	2,367,933	2,554,625	2,455,261	2,084,013	(371,248)
Charges for Services	2,819,106	2,997,268	3,019,020	3,029,552	10,532
Fines and Forfeits	137,202	153,346	137,900	71,000	(66,900)
Miscellaneous Revenues	242,422	210,898	3,386,118	223,460	(3,162,658)
TOTAL REVENUES	15,896,782	16,915,286	20,072,418	17,161,126	(2,911,292)
GENERAL FUND BUDGET SUMMARY					
DEDUCT EXPENDITURES:					
1100 COUNCIL	103,796	99,974	134,430	134,685	255
1210 CITY MANAGER	274,404	440,560	285,745	285,001	(744)
1220 LEGAL	113,286	113,682	110,000	120,500	10,500
1230 ECONOMIC DEVELOPMENT	31,450	39,462	50,495	34,410	(16,085)
1240 CITY CLERK	215,627	276,991	342,096	335,598	(6,498)
1300 FINANCE	676,541	767,304	832,649	828,073	(4,576)
1340 SPECIAL EVENTS	-	-	-	-	-
1510 COMMUNITY DEVELOPMENT	256,568	260,424	363,326	364,263	937
1530 BUILDING	353,588	520,407	702,498	583,410	(119,088)
1700 PERSONNEL	264,586	282,337	313,776	295,058	(18,718)
2110 POLICE ADMIN	699,715	813,850	1,024,944	1,126,294	101,350
2120 POLICE OPERATIONS	3,043,132	2,975,631	3,214,394	3,369,747	155,353
2125 POLICE DEBT SERVICE	90,657	72,765	72,765	93,741	20,976
2210 FIRE & RESCUE ADMIN	642,211	665,975	736,571	699,190	(37,381)
2220 FIRE & RESUCE OPERATIONS	2,604,706	2,758,907	3,120,637	3,280,094	159,457
2225 FIRE DEBT SERVICE	147,058	119,443	106,412	172,832	66,420
2230 CODE ENFORCEMENT	142,907	168,193	190,266	190,245	(21)
2310 ANIMAL CONTROL	129,980	143,551	167,067	164,430	(2,637)
4020 DOES - STREET	329,388	306,691	583,097	581,360	(1,737)
5555 OTHER GOVERNMENTAL SERVICES	2,701,685	2,558,942	5,449,944	2,414,266	(3,035,678)
6010 GATEWAY/BEAUTIFICATION	423,818	396,168	477,634	435,537	(42,097)
7210 LEISURE SERVICES ADMIN	348,463	382,472	406,848	390,957	(15,891)
7220 LEISURE SERVICES OPERATIONS	718,279	855,689	1,354,438	1,229,050	(125,388)
7225 LEISURE DEBT SERVICES	44,447	32,385	32,386	32,385	(1)
TOTAL EXPENDITURES	14,356,292	15,051,803	20,072,418	17,161,126	(2,911,292)



FISCAL YEAR 2020-2021

GENERAL FUND - REVENUES

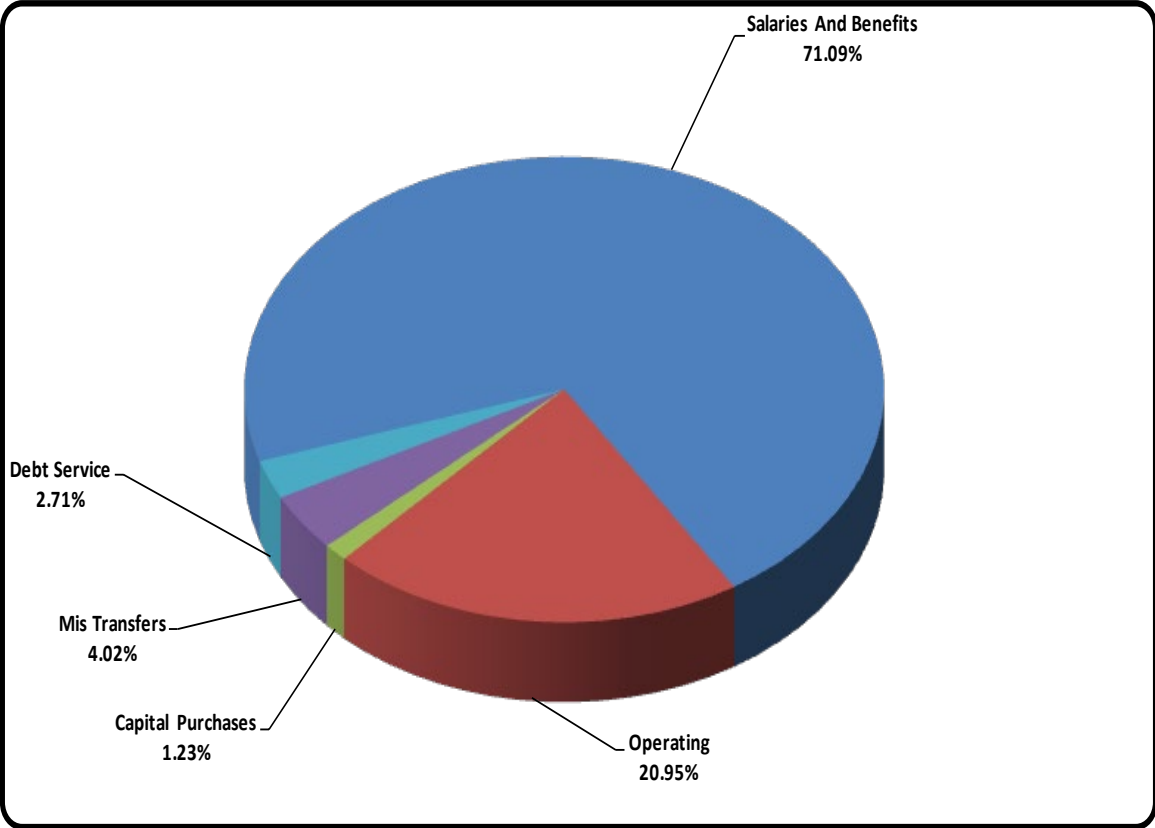


	PERCENT	
	BUDGET	REVENUES
Taxes	\$ 11,353,301	66.16%
Licenses and Permits	\$ 399,800	2.33%
Intergovernmental Revenues	\$ 2,084,013	12.14%
Charges for Services	\$ 3,029,552	17.65%
Fines and Forfeits	\$ 71,000	0.41%
Miscellaneous Revenues	\$ 223,460	1.30%
TOTAL AVAILABLE RESOURCES	\$ 17,161,126	100.00%



FISCAL YEAR 2020-2021

GENERAL FUND - EXPENSES

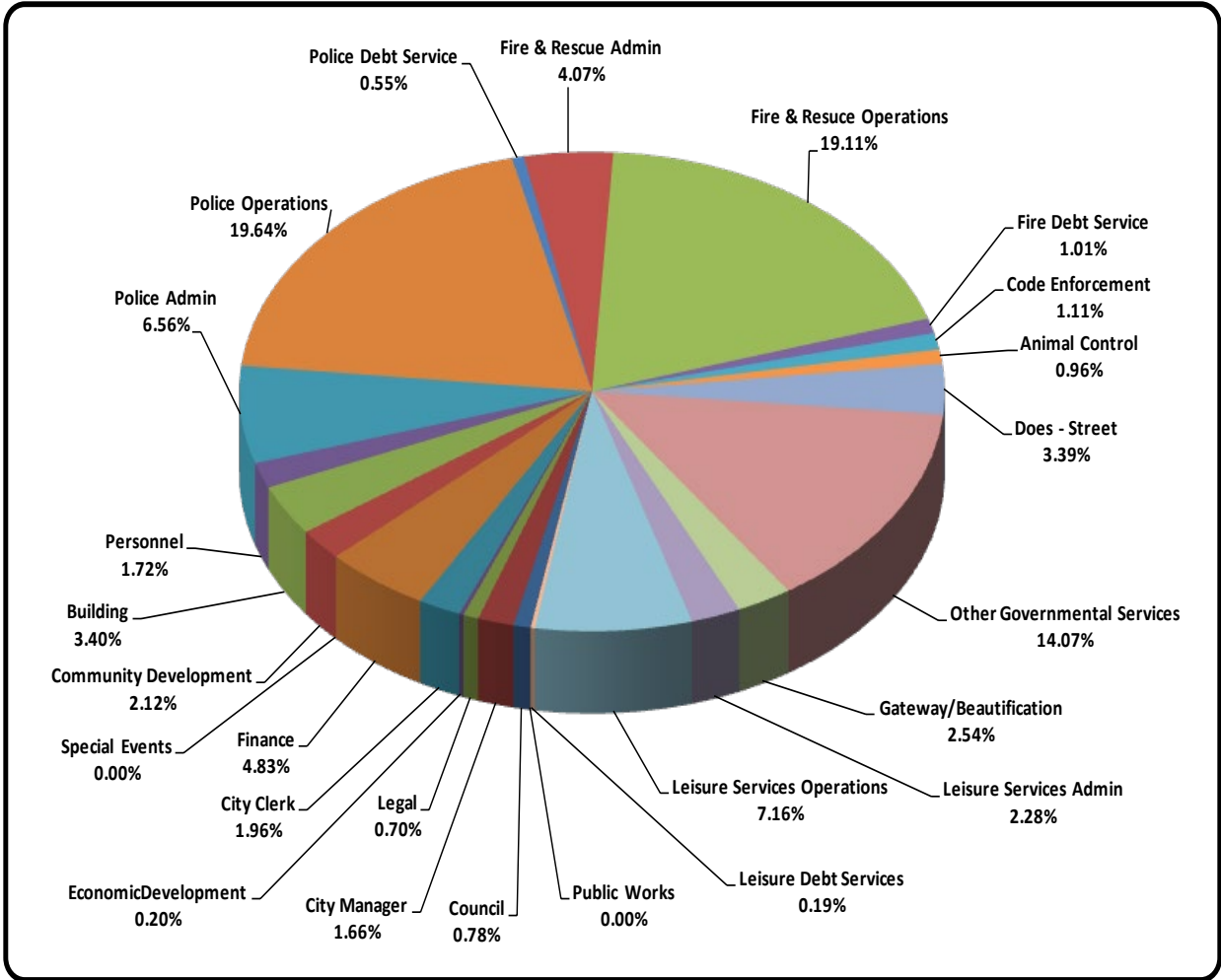


	<u>BUDGET</u>	<u>PERCENT</u> <u>EXPENSES</u>
Salaries And Benefits	12,200,676	71.09%
Operating	3,595,150	20.95%
Capital Purchases	211,100	1.23%
Mis Transfers	689,276	4.02%
Debt Service	464,924	2.71%
TOTAL AVAILABLE RESOURCES	<u>\$ 17,161,126</u>	<u>100.00%</u>

FISCAL YEAR 2020-2021



GENERAL FUND - DEPARTMENT EXPENSE SUMMARY



	BUDGET	PERCENT EXPENSES
Council	\$ 134,685	0.78%
City Manager	\$ 285,001	1.66%
Legal	\$ 120,500	0.70%
EconomicDevelopment	\$ 34,410	0.20%
City Clerk	\$ 335,598	1.96%
Finance	\$ 828,073	4.83%
Special Events	\$ -	0.00%
Community Development	\$ 364,263	2.12%
Building	\$ 583,410	3.40%
Personnel	\$ 295,058	1.72%
Police Admin	\$ 1,126,294	6.56%
Police Operations	\$ 3,369,747	19.64%
Police Debt Service	\$ 93,741	0.55%
Fire & Rescure Admin	\$ 699,190	4.07%
Fire & Resuce Operations	\$ 3,280,094	19.11%
Fire Debt Service	\$ 172,832	1.01%
Code Enforcement	\$ 190,245	1.11%
Animal Control	\$ 164,430	0.96%
Does - Street	\$ 581,360	3.39%
Other Governmental Services	\$ 2,414,266	14.07%
Gateway/Beautification	\$ 435,537	2.54%
Leisure Services Admin	\$ 390,957	2.28%
Leisure Services Operations	\$ 1,229,050	7.16%
Leisure Debt Services	\$ 32,385	0.19%
Public Works	\$ -	0.00%
TOTAL USE OF RESOURCES	\$ 17,161,126	100.00%



001 - GENERAL FUND REVENUE

CITY OF EDGEWATER
FUND REVENUE

PREPARED 08/21/20, 08:57:46

ACCOUNT NUMBER	ACCOUNT DESCRIPTION	FY2018 Actuals	FY2019 Actuals	Y-T-D FY2020 Actuals	FY2020 Budget	FY2021 PROPOSED	COMPARATIVE VARIANCE
GENERAL FUND							
001-0000-311.10-10	CURRENT	5,623,135	6,206,999	6,745,866	6,635,408	7,429,451	794,043
LEVEL	TEXT			TEXT AMT			
1	PRELIMINARY ESTIMATE BASED ON PRELIMINARY VALUE FROM PROPERTY APPRAISER 06.24.2020 ANNEXATIONS & NEW CONST EST. VALUE \$21,163,968 PRELIMINARY VALUE \$1,167,234,936 @ 6.7 @ 95%			7,429,451 7,429,451			
001-0000-311.20-10	DELINQUENT	2,241	0	3,019	2,500	2,500	0
LEVEL	TEXT			TEXT AMT			
1	PER FINANCE DEPARTMENT - PRELIMINARY			2,500 2,500			
001-0000-312.41-20	LOGT 6-CENT	281,733	281,718	184,554	269,282	241,322	27,960-
LEVEL	TEXT			TEXT AMT			
1	PER FL DOR ESTIMATES - JD 8-20-2020			241,322 241,322			
001-0000-312.51-10	FIRE STATE CONTRIBUTION	151,680	154,258	0	143,500	150,000	6,500
LEVEL	TEXT			TEXT AMT			
1	PER FINANCE DEPARTMENT - JD 5-1-2020			150,000 150,000			
001-0000-312.52-10	POLICE STATE CONTRIBUTION	163,282	177,174	0	143,500	160,000	16,500
LEVEL	TEXT			TEXT AMT			
1	PER FINANCE DEPARTMENT - JD 5-1-2020			160,000 160,000			
001-0000-313.10-10	FRANCHISE FEES FPL	1,088,068	1,130,151	642,484	965,000	965,000	0
LEVEL	TEXT			TEXT AMT			
1	PER FINANCE DEPARTMENT 05.09.2020 BV			965,000 965,000			
001-0000-314.10-10	UTILITY TAX FPL	1,564,419	1,616,805	1,144,231	1,340,000	1,356,367	16,367
LEVEL	TEXT			TEXT AMT			
1	PER FINANCE DEPARTMENT - JD 5-1-2020			1,356,367 1,356,367			
001-0000-314.30-10	UTILITY WATER TAX	341,624	369,748	330,263	398,545	404,242	5,697
LEVEL	TEXT			TEXT AMT			

CITY OF EDGEWATER
FUND REVENUE

PREPARED 08/21/20, 08:57:46

ACCOUNT NUMBER	ACCOUNT DESCRIPTION	FY2018 Actuals	FY2019 Actuals	Y-T-D Actuals	FY2020 Budget	FY2021 PROPOSED	COMPARATIVE VARIANCE
1	BASED APR RATE & TREND JD 7-1-2020			404,242 404,242			
001-0000-314.40-10	GAS UTILITY TAX	63,411	71,280	55,881	68,000	67,000	1,000-
LEVEL	TEXT			TEXT AMT			
1	PER FINANCE DEPARTMENT - PRELIMINARY; 4/17 JB			67,000 67,000			
001-0000-315.80-10	COMM SIMPLIFIED TAX	551,016	535,215	368,856	507,434	483,419	24,015-
LEVEL	TEXT			TEXT AMT			
1	PER FL DOR ESTIMATE - JD 8.20.2020			483,419 483,419			
001-0000-316.10-10	BUSINESS LIC CURRENT	67,710	65,961	89,235	65,000	65,000	0
LEVEL	TEXT			TEXT AMT			
1	PER FINANCE ESTIMATE 04.24.20 JD			65,000 65,000			
001-0000-316.20-10	BUSINESS LIC DELINQUENT	1,104	2,076	1,695	2,000	2,000	0
LEVEL	TEXT			TEXT AMT			
1	PER FINANCE ESTIMATE 04.24.20 JD			2,000 2,000			
001-0000-316.60-10	CERTIFICATE OF USE	10,419	28,179	36,271	27,000	27,000	0
LEVEL	TEXT			TEXT AMT			
1	PER FINANCE ESTIMATE 04.24.20 JD			27,000 27,000			
*	TAXES	9,909,842	10,639,564	9,602,355	10,567,169	11,353,301	786,132
001-0000-322.10-10	BUILDING	320,880	240,444	280,365	367,248	281,000	86,248-
LEVEL	TEXT			TEXT AMT			
1	PER FINANCE DEPARTMENT - JD 3-25-2020			281,000 281,000			
001-0000-322.20-10	ELECTRIC	33,186	27,849	26,058	34,685	25,000	9,685-
LEVEL	TEXT			TEXT AMT			
1	PER FINANCE ESTIMATE 03.25.20 JD			25,000 25,000			
001-0000-322.30-10	PLUMBING	17,117	12,958	18,970	14,282	17,500	3,218
LEVEL	TEXT			TEXT AMT			

CITY OF EDGEWATER
FUND REVENUE

PREPARED 08/21/20, 08:57:46

ACCOUNT NUMBER	ACCOUNT DESCRIPTION	FY2018 Actuals	FY2019 Actuals	Y-T-D Actuals	FY2020 Budget	FY2021 PROPOSED	COMPARATIVE VARIANCE
1	PER FINANCE ESTIMATE 03.25.20 JD			17,500 17,500			
001-0000-322.40-10	MECHANICAL	43,582	44,175	41,235	42,846	36,000	6,846-
LEVEL	TEXT			TEXT AMT			
1	PER FINANCE ESTIMATE 03.25.20 JD			36,000 36,000			
001-0000-322.60-10	RADON	5,267	3,787	0	1,530	4,000	2,470
LEVEL	TEXT			TEXT AMT			
1	PER FINANCE ESTIMATE 03.25.20 JD			4,000 4,000			
001-0000-322.70-10	IT SURCHARGE	0	30,107	35,783	46,059	36,000	10,059-
LEVEL	TEXT			TEXT AMT			
1	PER FINANCE ESTIMATE 03.25.20 JD			36,000 36,000			
001-0000-329.10-10	GARAGE SALE	245	265	215	300	300	0
LEVEL	TEXT			TEXT AMT			
1	PER FINANCE DEPARTMENT - JD 5-1-2020			300 300			
*	PERMITS FEES SPEC ASSESMT	420,277	359,585	402,626	506,950	399,800	107,150-
001-0000-331.20-00	FED GRANT - PUBLIC SAFETY	0	36,344	0	0	0	0
001-0000-331.20-01	VICTIM OF CRIME ACT-VOCA	38,807	37,154	21,393	45,000	39,000	6,000-
LEVEL	TEXT			TEXT AMT			
1	PER FINANCE DEPARTMENT - JD 5-1-2020			39,000 39,000			
001-0000-331.20-04	BULLETPROOF VEST PROGRAM	2,241	4,034	896	1,500	1,500	0
LEVEL	TEXT			TEXT AMT			
1	PER FINANCE DEPARTMENT - JD 5-1-2020			1,500 1,500			
001-0000-331.20-05	FDLE CV19	0	0	0	0	80,500	80,500
LEVEL	TEXT			TEXT AMT			
1	FLORIDA DEPART LAW ENFORCEMENT CV19 GRANT			80,500 80,500			
001-0000-334.49-10	STATE DOT REIMBURSEMENTS	87,333	88,366	56,523	88,475	98,356	9,881

CITY OF EDGEWATER
FUND REVENUE

PREPARED 08/21/20, 08:57:46

ACCOUNT NUMBER	ACCOUNT DESCRIPTION	FY2018 Actuals	FY2019 Actuals	Y-T-D Actuals	FY2020 Budget	FY2021 PROPOSED	COMPARATIVE VARIANCE
LEVEL	TEXT			TEXT AMT			
1	PER FINANCE DEPT- LIGHTING MAIN.-EDGEDLT 4-10-2020			40,645			
	PER FINANCE DEPT- TRAFFIC SIGNAL MAIN.- EDGEDLT			6,956			
	PER FINANCE DEPT- HIGHWAY MAIN.- EDGEDLT 4-10-2020			50,755			
				98,356			
001-0000-335.12-10	SALES TAX	666,623	733,707	501,999	705,765	555,494	150,271-
LEVEL	TEXT			TEXT AMT			
1	PER FL DOR ESTIMATE - JD 8-20-2020			555,494			
				555,494			
001-0000-335.12-11	8TH CENT MOTOR FUEL TAX	205,904	218,564	146,933	206,574	162,220	44,354-
LEVEL	TEXT			TEXT AMT			
1	PER FL DOR ESTIMATE - JD 8-20-2020			162,220			
				162,220			
001-0000-335.12-12	SPECIAL & MOTOR FUEL USE	119	1,127	65	91	72	19-
LEVEL	TEXT			TEXT AMT			
1	PER FL DOR ESTIMATE - JD 8.20.2020			72			
				72			
001-0000-335.14-10	MOBILE HOME LICENSES	36,614	36,799	36,459	35,000	36,000	1,000
LEVEL	TEXT			TEXT AMT			
1	PER FINANCE DEPARTMENT - JD 5-1-2020			36,000			
				36,000			
001-0000-335.15-10	ALCOHOLIC BEVERAGE LICENS	9,512	9,179	6,861	17,000	9,000	8,000-
LEVEL	TEXT			TEXT AMT			
1	PER FINANCE DEPARTMENT - UPDATED JD 5/1/20			9,000			
				9,000			
001-0000-335.18-10	HALF CENT STATE SALES TAX	1,253,928	1,342,464	861,670	1,315,156	1,063,971	251,185-
LEVEL	TEXT			TEXT AMT			
1	PER FL DOR ESTIMATE - JD 8-20-2020			1,063,971			
				1,063,971			
001-0000-335.20-00	CRASH REPORTS	0	0	160	0	0	0
001-0000-335.21-10	FIRE SUPPLEMENT	26,228	5,742	2,978	0	0	0
001-0000-335.42-10	FUEL TAX REFUND	19,593	20,387	14,809	19,200	18,400	800-
LEVEL	TEXT			TEXT AMT			

CITY OF EDGEWATER
FUND REVENUE

PREPARED 08/21/20, 08:57:46

ACCOUNT NUMBER	ACCOUNT DESCRIPTION	FY2018 Actuals	FY2019 Actuals	Y-T-D Actuals	FY2020 Budget	FY2021 PROPOSED	COMPARATIVE VARIANCE
1	PER FINANCE DEPARTMENT - TB 04-27-20			18,400 18,400			
001-0000-338.10-10	COUNTY BUSINESS LIC	20,105	19,983	5,281	21,000	19,000	2,000-
LEVEL	TEXT		TEXT AMT				
1	PER FINANCE DEPARTMENT - JD 5-1-2020			19,000 19,000			
001-0000-338.14-20	STATE SURCHARGE	926	775	581	500	500	0
LEVEL	TEXT		TEXT AMT				
1	ESTIMATE PER FINANCE BV 05.09.2020			500 500			
*	INTERGOVERNMENTAL REVENUE	2,367,933	2,554,625	1,656,608	2,455,261	2,084,013	371,248-
001-0000-341.10-01	PUBLIC RECORDS & COPIES	234	111	127	50	0	50-
001-0000-341.10-10	ZONING FEES	26,470	19,732	18,686	17,000	19,700	2,700
LEVEL	TEXT		TEXT AMT				
1	PER FINANCE DEPARTMENT -UPDATED JD 5-1-2020			19,700 19,700			
001-0000-341.10-15	RECORDING FEES	3,865	3,989	2,249	8,000	4,000	4,000-
LEVEL	TEXT		TEXT AMT				
1	PER FINANCE DEPARTMENT - JD 5-1-2020			4,000 4,000			
001-0000-341.10-16	RECORDING FEES-PLANNING	740	190	1,041	250	0	250-
001-0000-341.30-10	DEVELOPMENT REVIEW FEES	2,078	48,406	49,940	58,950	59,000	50
LEVEL	TEXT		TEXT AMT				
1	PER FINANCE DEPARTMENT - JD 5-1-2020			59,000 59,000			
001-0000-341.94-40	GEN ADMIN FEE WTR & SWR	829,256	972,040	851,848	1,022,217	1,039,136	16,919
LEVEL	TEXT		TEXT AMT				
1	PER FINANCE DEPARTMENT - JD 8-19-2020			1,039,136 1,039,136			
001-0000-341.94-47	GEN ADMIN FEE REFUSE	247,301	249,637	208,659	250,391	202,686	47,705-
LEVEL	TEXT		TEXT AMT				
1	PER FINANCE DEPARTMENT - JD 8-19-2020			202,686 202,686			

CITY OF EDGEWATER
FUND REVENUE

PREPARED 08/21/20, 08:57:46

ACCOUNT NUMBER	ACCOUNT DESCRIPTION	FY2018 Actuals	FY2019 Actuals	Y-T-D Actuals	FY2020 Budget	FY2021 PROPOSED	COMPARATIVE VARIANCE
001-0000-341.94-48	GEN ADMIN FEE STORMWATER	98,954	108,710	91,019	109,223	109,605	382
LEVEL	TEXT		TEXT AMT				
1	PER FINANCE DEPARTMENT - JD 8-19-2020		109,605				
			109,605				
001-0000-342.10-00	POLICE SERVICES	168,638	94,218	22,742	11,000	38,000	27,000
LEVEL	TEXT		TEXT AMT				
1	PER FINANCE DEPARTMENT - JD 5-1-2020		38,000				
			38,000				
001-0000-342.40-10	FIRE/RESCUE FEES	2,950	0	0	0	0	0
001-0000-342.50-10	FIRE INSPECTION FEE	234	0	0	0	0	0
001-0000-342.60-10	COUNTY FIRE & EMS SERVICE	0	150	0	0	0	0
001-0000-342.60-20	EFD TRANSPORT REVENUE	502,659	494,983	314,572	490,000	490,000	0
LEVEL	TEXT		TEXT AMT				
1	PER FINANCE DEPARTMENT - JD 5-1-2020		490,000				
			490,000				
001-0000-342.90-20	CPR	2,670	2,192	990	2,000	2,000	0
LEVEL	TEXT		TEXT AMT				
1	PER FINANCE DEPARTMENT - PRELIMINARY		2,000				
			2,000				
001-0000-343.55-10	RETURNED CHECK	80	65	0	90	0	90-
001-0000-347.22-10	PARKS & RECREATION	896	1,545	2,280	750	0	750-
001-0000-347.23-10	GROUND MAINTENANCE	9,716	9,716	10,105	10,008	9,700	308-
LEVEL	TEXT		TEXT AMT				
1	PER FINANCE DEPARTMENT - JD 5-1-2020		9,700				
			9,700				
001-0000-349.10-01	LIEN RESEARCH FEES	31,583	27,947	23,947	28,000	28,000	0
LEVEL	TEXT		TEXT AMT				
1	PER FINANCE DEPARTMENT - JD 5-1-2020		28,000				
			28,000				
001-0000-349.10-02	LIEN STTLMENT ADMIN FEE	4,191	5,340	2,166	3,300	1,000	2,300-
LEVEL	TEXT		TEXT AMT				
1	ESTIMATE PER FINANCE BV 05.09.2020		1,000				
			1,000				
001-0000-349.40-01	PILOFF-WATER & SEWER FUND	575,424	624,395	558,913	650,531	688,216	37,685

CITY OF EDGEWATER
FUND REVENUE

PREPARED 08/21/20, 08:57:46

ACCOUNT NUMBER	ACCOUNT DESCRIPTION	FY2018 Actuals	FY2019 Actuals	Y-T-D Actuals	FY2020 Budget	FY2021 PROPOSED	COMPARATIVE VARIANCE
LEVEL	TEXT			TEXT AMT			
1	PER FINANCE ESTIMATE 07.01.2020 JD			688,216 688,216			
001-0000-349.40-07	PILOFF - REFUSE FUND	210,097	222,267	189,863	234,842	213,911	20,931-
LEVEL	TEXT			TEXT AMT			
1	PER FINANCE ESTIMATE REFUSE 7.1.2020 JD PER FINANCE ESTIMATE RECYCLE 7.1.2020 JD			205,120 8,791 213,911			
001-0000-349.40-08	PILOFF - STORMWATER FUND	101,070	111,635	100,163	122,418	124,598	2,180
LEVEL	TEXT			TEXT AMT			
1	PER FINANCE ESTIMATE 07.01.2020 JD			124,598 124,598			
*	CHARGES FOR SERVICES	2,819,106	2,997,268	2,449,310	3,019,020	3,029,552	10,532
001-0000-351.10-10	COURT FINES-CKL OF CIR CT	10,660	10,174	11,426	11,000	10,000	1,000-
LEVEL	TEXT			TEXT AMT			
1	PER FINANCE DEPARTMENT - JD 5-1-2020			10,000 10,000			
001-0000-351.40-10	OTHER COURT FINES	483	100	0	400	0	400-
001-0000-354.10-10	POLICE FINES	78,280	25,454	17,325	40,000	20,000	20,000-
LEVEL	TEXT			TEXT AMT			
1	PER FINANCE DEPARTMENT BV 05.09.2020			20,000 20,000			
001-0000-354.20-10	ANIMAL FINES	80	0	240	0	0	0
001-0000-354.30-10	ALARM REGISTRATION/EXCESS	1,984	300	50	500	500	0
LEVEL	TEXT			TEXT AMT			
1	PER FINANCE DEPARTMENT - JD 5-1-2020			500 500			
001-0000-354.50-10	POLICE SERVICES	7,048	7,942	8,219	8,000	8,000	0
LEVEL	TEXT			TEXT AMT			
1	PER FINANCE DEPARTMENT - JD 5-1-2020			8,000 8,000			
001-0000-354.70-10	CODE ENFORCE FINES & SURC	36,065	107,294	18,949	75,000	30,000	45,000-
LEVEL	TEXT			TEXT AMT			

CITY OF EDGEWATER
FUND REVENUE

PREPARED 08/21/20, 08:57:46

ACCOUNT NUMBER	ACCOUNT DESCRIPTION	FY2018 Actuals	FY2019 Actuals	Y-T-D Actuals	FY2020 Budget	FY2021 PROPOSED	COMPARATIVE VARIANCE
1	PER FINANCE DEPARTMENT BV 05.09.2020			30,000 30,000			
001-0000-359.10-10	POLICE EDUCATION SURCHARG	2,602	2,082	1,597	3,000	2,500	500-
LEVEL	TEXT		TEXT AMT				
1	PER FINANCE DEPARTMENT - JD 5-1-2020		2,500 2,500				
*	FINES & FORFEITS	137,202	153,346	57,806	137,900	71,000	66,900-
001-0000-361.10-00	INTEREST EARNINGS	370	281	0	0	0	0
001-0000-361.10-10	INTEREST	19,132	21,302	37,958	14,000	15,000	1,000
LEVEL	TEXT		TEXT AMT				
1	PER FINANCE DEPARTMENT - JD 5-1-2020		15,000 15,000				
001-0000-361.11-10	INVESTMENT RETURNS	36,932	64,265	5,607	58,000	9,600	48,400-
LEVEL	TEXT		TEXT AMT				
1	PER FINANCE DEPARTMENT - JD 5-1-2020		9,600 9,600				
001-0000-361.20-10	OVER/SHORT	81-	8-	0	0	0	0
001-0000-362.10-00	RENTS & ROYALTIES	49,129	45,350	37,792	45,350	45,350	0
LEVEL	TEXT		TEXT AMT				
1	PER FINANCE DEPT. EST- PRELIMINARY 3/25/20 JD		45,350 45,350				
001-0000-364.42-00	INSURANCE PROCEEDS	0	10,522	2,345	2,114	0	2,114-
001-0000-364.42-10	INSURANCE PROCEEDS	49,021	2,049	829	0	0	0
001-0000-365.10-00	SALES / SURPLUS	20,146	0	6,999	0	0	0
001-0000-366.10-00	CONTRIBUTIONS / DONATIONS	1,615	0	0	0	0	0
001-0000-366.10-10	CONTRIBUTIONS / DONATIONS	651	0	0	0	0	0
001-0000-369.10-00	OTHER INCOME	0	924-	2	0	0	0
001-0000-369.10-10	DISCOUNT TAKEN	1	0	0	0	0	0
001-0000-369.10-11	COLLECTION ALLOWANCE	2	2	0	0	0	0
001-0000-369.20-10	SPECIAL EVENTS	19,537	14,196	10,525	13,650	6,000	7,650-
LEVEL	TEXT		TEXT AMT				
1	PER FINANCE DEPARTMENT - PRELIMINARY; 4/21 JB		6,000 6,000				
001-0000-369.20-11	PROMOTIONAL ITEMS	1,800	867	474	1,200	1,200	0
LEVEL	TEXT		TEXT AMT				
1	PER FINANCE DEPARTMENT - JD 5-1-2020		1,200				

CITY OF EDGEWATER
FUND REVENUE

PREPARED 08/21/20, 08:57:46

ACCOUNT NUMBER	ACCOUNT DESCRIPTION	FY2018 Actuals	FY2019 Actuals	Y-T-D Actuals	FY2020 Budget	FY2021 PROPOSED	COMPARATIVE VARIANCE
				1,200			
001-0000-369.30-00	REFUND TO PRIOR YR EXP	0	35	0	0	0	0
001-0000-369.90-00	OTHER MISC REVENUE	0	74	0	0	0	0
001-0000-369.90-10	MISC REVENUE	16,774	17,869	13,902	16,000	16,000	0
LEVEL	TEXT			TEXT AMT			
1	PER FINANCE DEPARTMENT - JD 5-1-2020			16,000			
				16,000			
001-0000-369.90-20	RETIREMENT FORFEITURES	2	18,705	69,152	0	0	0
001-0000-369.90-51	ADVERTISING COMMISSIONS	10,449	10,358	0	12,000	10,000	2,000-
LEVEL	TEXT			TEXT AMT			
1	PER FINANCE DEPARTMENT - JD 5-1-2020			10,000			
				10,000			
001-0000-369.90-53	ROTATION CALLS/WRCKR TOWS	6,316	5,955	4,815	6,000	6,000	0
LEVEL	TEXT			TEXT AMT			
1	PER FINANCE DEPARTMENT - JD 5-1-2020			6,000			
				6,000			
*	MISC. REVENUE	231,796	210,898	190,400	168,314	109,150	59,164-
001-0000-381.01-14	GRANTS FUND	10,626	0	0	0	0	0
001-0000-383.10-10	VEHICLE LEASES	0	0	620,000	822,810	0	822,810-
001-0000-389.90-11	UNRESERVED GOVERNMENTAL	0	0	0	1,926,378	114,310	1,812,068-
LEVEL	TEXT			TEXT AMT			
1	USE OF PRIOR YEAR FUND BALANCE			114,310			
				114,310			
001-0000-389.90-21	RESERVED GOVERNMENTAL	0	0	0	468,616	0	468,616-
*	OTHER SOURCES	10,626	0	620,000	3,217,804	114,310	3,103,494-
**	GENERAL FUND	15,896,782	16,915,286	14,979,105	20,072,418	17,161,126	2,911,292-



001 - GENERAL FUND EXPENSE

CITY OF EDGEWATER
DEPARTMENT BUDGET

PREPARED 08/21/20, 08:57:39

ACCOUNT NUMBER	ACCOUNT DESCRIPTION	FY2018 Actuals	FY2019 Actuals	Y-T-D FY2020 Actuals	FY2020 Budget	FY2021 PROPOSED	COMPARATIVE VARIANCE
GENERAL FUND							
CITY COUNCIL							
CITY COUNCIL							
001-1100-511.13-10	OTHER SALARIES	40,036	37,497	33,363	40,036	40,036	0
001-1100-511.21-10	FICA TAXES	2,444	2,310	2,061	2,462	2,482	20
001-1100-511.21-20	MEDICARE	572	540	482	576	581	5
001-1100-511.23-10	LIFE INS	76	81	79	0	184	184
001-1100-511.23-20	GROUP MEDICAL INSURANCE	36,962	28,235	23,779	43,685	27,955	15,730-
001-1100-511.23-21	HSA-EMPLOYER CONTRIBUTION	0	1,195	1,500	2,800	2,800	0
LEVEL	TEXT			TEXT AMT			
1	PER FINANCE ESTIMATE 03.30.20 JD			2,800			
				2,800			
001-1100-511.23-22	HRA-EMPLOYER CONTRIBUTION	100	0	0	500	500	0
LEVEL	TEXT			TEXT AMT			
1	PER FINANCE ESTIMATE 03.31.20 JD			500			
				500			
001-1100-511.23-30	DENTAL INSURANCE	619	238	123	530	142	388-
001-1100-511.23-60	BROKER & ADMIN FEES	858	849	709	941	922	19-
LEVEL	TEXT			TEXT AMT			
1	PER FINANCE ESTIMATE 03.30.20 JD			922			
				922			
001-1100-511.24-10	WORKER'S COMPENSATION	60	47	29	50	61	11
001-1100-511.40-10	TRAVEL & PER DIEM	1,181	2,403	177	5,100	6,372	1,272
LEVEL	TEXT			TEXT AMT			
1	MISCELLANEOUS -			1,500			
	TEAM VOLUSIA						
	VOLUSIA/FLAGLER CLC						
	PETTY CASH						
	LUNCHEONS & DINNERS - INCL VLOC DINNERS			1,600			
	VOLUNTEER LUNCHEON			1,000			

CITY OF EDGEWATER
DEPARTMENT BUDGET

PREPARED 08/21/20, 08:57:39

ACCOUNT NUMBER	ACCOUNT DESCRIPTION	FY2018 Actuals	FY2019 Actuals	Y-T-D Actuals	FY2020 Budget	FY2021 PROPOSED	COMPARATIVE VARIANCE
	VOLUSIA LEAGUE DINNER - CITY HOSTS - INCIDENTALS			1,000			
	IEMO CLASSES 3 ATTEND FOR 3 NIGHTS HOTEL			1,125			
	IEMO CLASSES PER DIEM			147			
				6,372			
001-1100-511.41-15	CELLULAR	0	0	9	0	200	200
001-1100-511.41-40	POSTAGE	0	0	20	0	0	0
001-1100-511.47-10	PRINTING & BINDING	350	1,446	0	500	3,100	2,600
LEVEL	TEXT			TEXT AMT			
1	BUSINESS CARDS & NAMEPLATES (ELECTION YEAR)			600			
	COUNCIL PICTURES (ELECTION YEAR)			2,000			
	MISCELLANEOUS			500			
				3,100			
001-1100-511.48-10	PROMOTIONAL ACTIVITIES	14,244	16,860	3,988	18,500	31,000	12,500
LEVEL	TEXT			TEXT AMT			
1	MISCELLANEOUS			750			
	VOLUNTEER APPRECIATION			1,000			
	PLAQUES, FLOWERS, ETC			1,000			
	CUDA BAND			250			
	PEARL HARBOR DAY			2,000			
	4TH OF JULY			13,000			
	4TH OF JULY - PY CARRY FORWARD - JB 8-18-2020			13,000			
				31,000			
001-1100-511.49-10	OTHER CHARGES/OBLIGATIONS	0	0	331	650	650	0
LEVEL	TEXT			TEXT AMT			
1	MISC			500			
	FLA LEAGUE OF CITIES ANNUAL CONF ADVERTISEMENT			150			
				650			
001-1100-511.52-10	OPERATING SUPPLIES	434	0	73	600	600	0
LEVEL	TEXT			TEXT AMT			
1	SHIRTS			600			
				600			
001-1100-511.52-30	UNIFORMS	185	89	0	500	500	0

CITY OF EDGEWATER
DEPARTMENT BUDGET

PREPARED 08/21/20, 08:57:39

ACCOUNT NUMBER	ACCOUNT DESCRIPTION	FY2018 Actuals	FY2019 Actuals	Y-T-D Actuals	FY2020 Budget	FY2021 PROPOSED	COMPARATIVE VARIANCE
001-1100-511.54-10	BOOKS, PUBS, SUBS, & MEM	5,675	8,184	6,373	15,000	14,700	300-
LEVEL	TEXT						
1	VOLUSIA LEAGUE OF CITIES					7,000	
	VOLUSIA COUNTY MPO					2,500	
	FLORIDA LEAGUE OF CITIES					2,300	
	FLORIDA LEAGUE OF CITIES SUBSCRIPTION					50	
	RIVER TO SEA TPO					2,100	
	MISCELLANEOUS					750	
						14,700	
001-1100-511.54-20	EDUCATIONAL DEVELOPMENT	0	0	381	2,000	1,900	100-
LEVEL	TEXT						
1	MISCELLANEOUS TRAINING					1,000	
	IEMO CLASSES 3 @ 300					900	
						1,900	
*		103,796	99,974	73,477	134,430	134,685	255
**	CITY COUNCIL	103,796	99,974	73,477	134,430	134,685	255
***	CITY COUNCIL	103,796	99,974	73,477	134,430	134,685	255

CITY OF EDGEWATER
DEPARTMENT BUDGET

PREPARED 08/21/20, 08:57:39

ACCOUNT NUMBER	ACCOUNT DESCRIPTION	FY2018 Actuals	FY2019 Actuals	Y-T-D FY2020 Actuals	FY2020 Budget	FY2021 PROPOSED	COMPARATIVE VARIANCE
CITY MANAGER							
CITY MANAGER							
001-1210-512.12-10	REGULAR SALARIES	194,808	350,407	152,390	185,190	192,608	7,418
001-1210-512.12-20	DC ICMA	0	4,112	14,575	0	16,848	16,848
001-1210-512.13-10	OTHER SALARIES	0	1,027	2,644	4,000	0	4,000-
001-1210-512.15-30	CELL PHONE	657	937	329	420	420	0
001-1210-512.21-10	SOCIAL SECURITY	10,356	17,992	9,176	10,436	12,013	1,577
001-1210-512.21-20	MEDICARE	2,679	4,954	2,146	2,441	2,810	369
001-1210-512.22-20	DCSE	23,377	12,177	4,954	22,223	6,265	15,958-
001-1210-512.23-10	LIFE INS	759	558	685	845	848	3
001-1210-512.23-20	GROUP MEDICAL INSURANCE	26,382	28,811	25,616	35,671	30,465	5,206-
001-1210-512.23-22	HRA-EMPLOYER CONTRIBUTION	500	250	134	250	250	0
LEVEL	TEXT			TEXT AMT			
1	PER FINANCE ESTIMATE 03.31.20 JD			250			
				250			
001-1210-512.23-30	DENTAL INSURANCE	1,205	1,141	927	1,147	1,099	48-
001-1210-512.23-40	LT DISABILITY	1,409	1,019	1,227	1,518	1,517	1-
001-1210-512.23-60	BROKER & ADMIN FEES	676	937	841	820	1,016	196
LEVEL	TEXT			TEXT AMT			
1	PER FINANCE ESTIMATE 03.30.20 JD			1,016			
				1,016			
001-1210-512.24-10	WORKER'S COMPENSATION	370	414	185	282	280	2-
001-1210-512.34-10	OTHER CONTRACTUAL SERVICE	2,000	0	0	0	0	0
001-1210-512.40-10	TRAVEL & PER DIEM	1,248	618	151	775	2,000	1,225
LEVEL	TEXT			TEXT AMT			
1	CONFERENCES, HOTELS, WORKSHOPS, MEALS			2,000			
				2,000			

CITY OF EDGEWATER
DEPARTMENT BUDGET

PREPARED 08/21/20, 08:57:39

ACCOUNT NUMBER	ACCOUNT DESCRIPTION	FY2018 Actuals	FY2019 Actuals	Y-T-D Actuals	FY2020 Budget	FY2021 PROPOSED	COMPARATIVE VARIANCE
001-1210-512.41-15	CELLULAR	866	1,153	1,247	2,095	1,500	595-
LEVEL	TEXT			TEXT AMT			
1	PER FINANCE DEPT. EST- 3/26/20 JD			1,500			
				1,500			
001-1210-512.41-40	POSTAGE	8	19	32	35	25	10-
LEVEL	TEXT			TEXT AMT			
1	PRELIMINARY PER FINANCE TB 04-27-20			25			
				25			
001-1210-512.46-10	REPAIR & MAINTENANCE	0	14	0	0	0	0
001-1210-512.46-20	FLEET CHARGES	696	1,307	681	951	1,337	386
LEVEL	TEXT			TEXT AMT			
1	PER FINANCE DEPARTMENT 05.20.2020 BV			1,337			
				1,337			
001-1210-512.47-10	PRINTING & BINDING	0	144	0	250	100	150-
001-1210-512.47-20	COPIER	4,392	4,615	3,556	4,600	4,600	0
LEVEL	TEXT			TEXT AMT			
1	PER FINANCE DEPARTMENT - TB 04-27-20			4,600			
				4,600			
001-1210-512.48-10	PROMOTIONAL ACTIVITIES	0	1,466	220	250	250	0
001-1210-512.51-10	OFFICE SUPPLIES	419	1,125	165	1,750	2,000	250
LEVEL	TEXT			TEXT AMT			
1	OFFICE SUPPLIES FOR CM AREA			2,000			
				2,000			
001-1210-512.52-10	OPERATING SUPPLIES	0	0	222	1,000	1,000	0
LEVEL	TEXT			TEXT AMT			
1	PER FINANCE - PRELIMINARY AC MAINT; 4/17 JB			200			
	MISCELLANEOUS			800			

CITY OF EDGEWATER
DEPARTMENT BUDGET

PREPARED 08/21/20, 08:57:39

ACCOUNT NUMBER	ACCOUNT DESCRIPTION	FY2018 Actuals	FY2019 Actuals	Y-T-D Actuals	FY2020 Budget	FY2021 PROPOSED	COMPARATIVE VARIANCE
				1,000			
001-1210-512.52-20	UNLEADED & DIESEL	836	2,050	821	5,796	2,500	3,296-
LEVEL	TEXT			TEXT AMT			
1	PER FINANCE DEPARTMENT - PRELIMINARY; 5/04 JB			2,500			
				2,500			
001-1210-512.52-30	UNIFORMS	0	108	0	250	500	250
LEVEL	TEXT			TEXT AMT			
1	CITY SHIRTS			500			
				500			
001-1210-512.54-10	BOOKS, PUBS, SUBS, & MEM	761	1,796	843	1,250	1,250	0
LEVEL	TEXT			TEXT AMT			
1	MEMBERSHIPS AND SUBSCRIPTIONS			1,250			
				1,250			
001-1210-512.54-20	EDUCATIONAL DEVELOPMENT	0	1,409	1,210	1,500	1,500	0
*		274,404	440,560	224,977	285,745	285,001	744-
**	CITY MANAGER	274,404	440,560	224,977	285,745	285,001	744-

CITY OF EDGEWATER
DEPARTMENT BUDGET

PREPARED 08/21/20, 08:57:39

ACCOUNT NUMBER	ACCOUNT DESCRIPTION	FY2018 Actuals	FY2019 Actuals	Y-T-D FY2020 Actuals	FY2020 Budget	FY2021 PROPOSED	COMPARATIVE VARIANCE
LEGAL							
001-1220-514.31-10	PROFESSIONAL SERVICES	113,286	113,682	96,157	110,000	120,500	10,500
LEVEL	TEXT			TEXT AMT			
1	MISC			500			
	CITY ATTORNEY			120,000			
				120,500			
*		113,286	113,682	96,157	110,000	120,500	10,500
**	LEGAL	113,286	113,682	96,157	110,000	120,500	10,500

CITY OF EDGEWATER
DEPARTMENT BUDGET

PREPARED 08/21/20, 08:57:39

ACCOUNT NUMBER	ACCOUNT DESCRIPTION	FY2018 Actuals	FY2019 Actuals	Y-T-D Actuals	FY2020 Budget	FY2021 PROPOSED	COMPARATIVE VARIANCE
ECONOMIC DEVELOPMENT							
001-1230-552.31-10	PROFESSIONAL SERVICES	25,000	25,000	25,000	25,840	25,840	0
LEVEL	TEXT			TEXT AMT			
1	TEAM VOLUSIA - MANUFACTURING RECRUITMENT			25,000			
	CONSTANT CONTACT			840			
				25,840			
001-1230-552.40-10	TRAVEL & PER DIEM	50	235	0	1,460	825	635-
LEVEL	TEXT			TEXT AMT			
1	SEV CHAMBER MONTHLY BUSINESS LUNCHEON			250			
	SEV CHAMBER MONTHLY BUSINESS LUNCHEON REDUCT			125-			
	FL REDEVELOPMENT CONFERENCE HOTEL & MEALS (CRA)			700			
	SEV CHAMBER MONTHLY BUSINESS AFTER HOURS			60			
	SEV CHAMBER MONTHLY BUSINESS AFTER HOURS REDUCTION			60-			
				825			
001-1230-552.41-40	POSTAGE	0	0	0	50	0	50-
001-1230-552.47-10	PRINTING & BINDING	0	0	0	500	500	0
LEVEL	TEXT			TEXT AMT			
1	PRINTING MONTHLY ED UPDATES			500			
				500			
001-1230-552.48-10	PROMOTIONAL ACTIVITIES	5,000	13,752	11,978	20,500	5,000	15,500-
LEVEL	TEXT			TEXT AMT			
1	SOUTHEAST VOLUSIA CHAMBER OF COMMERCE PROMO PACKAG			5,000			
	SE VOLUSIA CHAMBER OF COMMERCE PROMO REDUCTION			2,500-			
	INLCUDES MEMBERSHIPS \$625 (CM, PR, ED)						
	DIRECTORY FULL PAGE AG \$985						
	HOME SHOW BUSINESS EXPO SPONSOR \$500						
	MASTERS OF BUSINESS AWARD \$500						
	BUSINESS RETENTION & MEDIA PACKAGE \$2390						
	SEVMTC WEBSITE UPDATES, ADVERTISEMENTS, PROMO, ETC.			5,000			
	SEVMTC WEBSITE UPD, ADV, PROMO REDUCTION			2,500-			
	EDGEWATER ECONOMIC DEVELOPMENT PROMOTIONALS			5,000			
	EDGEWATER ECONOMIC DEVELOPMENT PROMO REDUCTION			5,000-			
				5,000			
001-1230-552.49-10	OTHER CHARGES/OBLIGATIONS	0	0	0	50	150	100

CITY OF EDGEWATER
DEPARTMENT BUDGET

PREPARED 08/21/20, 08:57:39

ACCOUNT NUMBER	ACCOUNT DESCRIPTION	FY2018 Actuals	FY2019 Actuals	Y-T-D Actuals	FY2020 Budget	FY2021 PROPOSED	COMPARATIVE VARIANCE
LEVEL 1	TEXT CRA - ANNUAL REPORT ADVERTISEMENT			TEXT AMT 150 150			
001-1230-552.51-10	OFFICE SUPPLIES	0	0	0	100	100	0
LEVEL 1	TEXT OFFICE SUPPLIES			TEXT AMT 100 100			
001-1230-552.52-10	OPERATING SUPPLIES	0	0	0	650	650	0
LEVEL 1	TEXT OPERATING SUPPLIES			TEXT AMT 650 650			
001-1230-552.52-30	UNIFORMS	0	0	0	50	50	0
LEVEL 1	TEXT SHIRT			TEXT AMT 50 50			
001-1230-552.54-10	BOOKS, PUBS, SUBS, & MEM	1,400	360	1,305	795	795	0
LEVEL 1	TEXT FL REDEVELOPMENT MEMBERSHIP DUES (CRA) CRA - DEO ANNUAL REGISTRATION			TEXT AMT 620 175 795			
001-1230-552.54-20	EDUCATIONAL DEVELOPMENT	0	115	0	500	500	0
LEVEL 1	TEXT FL REDEVELOPMENT ANNUAL CONFERENCE (CRA)			TEXT AMT 500 500			
*		31,450	39,462	38,283	50,495	34,410	16,085-
**	ECONOMIC DEVELOPMENT	31,450	39,462	38,283	50,495	34,410	16,085-

CITY OF EDGEWATER
DEPARTMENT BUDGET

PREPARED 08/21/20, 08:57:39

ACCOUNT NUMBER	ACCOUNT DESCRIPTION	FY2018 Actuals	FY2019 Actuals	Y-T-D Actuals	FY2020 Budget	FY2021 PROPOSED	COMPARATIVE VARIANCE
CITY CLERK							
001-1240-512.12-10	REGULAR SALARIES	105,984	125,902	106,184	153,275	158,496	5,221
LEVEL	TEXT			TEXT AMT			
1	SALARIES PER EMPLOYEE BUDGET			159,806			
	LESS: OVERTIME			1,310-			
				158,496			
001-1240-512.14-10	OVERTIME	324	4	172	957	1,310	353
LEVEL	TEXT			TEXT AMT			
1	OVERTIME PER EMPLOYEE BUDGET			1,310			
				1,310			
001-1240-512.15-30	CELL PHONE	320	704	547	699	699	0
001-1240-512.21-10	SOCIAL SECURITY	6,583	7,667	6,499	8,641	9,214	573
001-1240-512.21-20	MEDICARE	1,540	1,793	1,520	2,021	2,155	134
001-1240-512.22-20	DCSE	12,757	15,109	11,357	17,113	17,714	601
001-1240-512.23-10	LIFE INS	425	516	490	650	651	1
001-1240-512.23-20	GROUP MEDICAL INSURANCE	16,780	21,860	19,584	35,355	29,549	5,806-
001-1240-512.23-21	HSA-EMPLOYER CONTRIBUTION	0	2,042	3,208	1,850	3,350	1,500
LEVEL	TEXT			TEXT AMT			
1	PER FINANCE ESTIMATE 03.30.20 JD			3,350			
				3,350			
001-1240-512.23-22	HRA-EMPLOYER CONTRIBUTION	0	169	0	250	250	0
LEVEL	TEXT			TEXT AMT			
1	PER FINANCE ESTIMATE 03.31.20 JD			250			
				250			
001-1240-512.23-30	DENTAL INSURANCE	311	624	510	1,061	792	269-
001-1240-512.23-40	LT DISABILITY	793	942	880	1,183	1,165	18-
001-1240-512.23-60	BROKER & ADMIN FEES	466	712	635	643	961	318

CITY OF EDGEWATER
DEPARTMENT BUDGET

PREPARED 08/21/20, 08:57:39

ACCOUNT NUMBER	ACCOUNT DESCRIPTION	FY2018 Actuals	FY2019 Actuals	Y-T-D Actuals	FY2020 Budget	FY2021 PROPOSED	COMPARATIVE VARIANCE
LEVEL	TEXT			TEXT AMT			
1	PER FINANCE ESTIMATE 03.30.20 JD			961 961			
001-1240-512.24-10	WORKER'S COMPENSATION	210	212	130	979	225	754-
001-1240-512.34-10	OTHER CONTRACTUAL SERVICE	29,123	62,210	17,272	59,569	56,267	3,302-
LEVEL	TEXT			TEXT AMT			
1	IRON MOUNTAIN-INCLUDES VAULT, RETRIEVAL & DESTRUCT			25,000			
	IRON MOUNTAIN - POSTAGE/SHIPPING			1,000			
	MUNICODE ON INTERNET			10,000			
	MUNICIPAL CODE - LASERFICHE (INCL MAINTENANCE)			8,000			
	LASERFICHE/AVANTE ANNUAL MAINTENANCE (COUNCIL APPR			11,367			
	MUNICODE ONLINE HOSTING			900			
				56,267			
001-1240-512.40-10	TRAVEL & PER DIEM	1,243	2,215	308	2,800	2,800	0
LEVEL	TEXT			TEXT AMT			
1	FACC FALL ACADEMY (MILEAGE & LODGING - 2 ATTENDEES			1,000			
	FACC SUMMER (MILEAGE & LODGING - 2 ATTENDEES			1,000			
	LUNCHEONS & DINNERS			400			
	MISCELLANEOUS MILEAGE			400			
				2,800			
001-1240-512.41-10	TELEPHONE	0	0	0	0	850	850
001-1240-512.41-15	CELLULAR	433	433	361	440	440	0
LEVEL	TEXT			TEXT AMT			
1	PER FINANCE DEPT. EST- 3/26/20 JD			440 440			
001-1240-512.41-30	LEGAL ADS	22,177	14,855	10,194	20,000	20,000	0
LEVEL	TEXT			TEXT AMT			
1	LEGAL ADS			20,000 20,000			
001-1240-512.41-40	POSTAGE	351	259	125	850	250	600-
LEVEL	TEXT			TEXT AMT			

CITY OF EDGEWATER
DEPARTMENT BUDGET

PREPARED 08/21/20, 08:57:39

ACCOUNT NUMBER	ACCOUNT DESCRIPTION	FY2018 Actuals	FY2019 Actuals	Y-T-D Actuals	FY2020 Budget	FY2021 PROPOSED	COMPARATIVE VARIANCE
1	PRELIMINARY PER FINANCE TB 04-27-20			250 250			
001-1240-512.44-10	RENT	2,212	2,468	2,745	2,600	2,400	200-
LEVEL	TEXT			TEXT AMT			
1	PO BOX			400			
	STORAGE UNIT RENTAL			2,000 2,400			
001-1240-512.46-10	REPAIR & MAINTENANCE	0	851	0	0	0	0
001-1240-512.47-10	PRINTING & BINDING	2,828	3,331	963	7,000	4,300	2,700-
LEVEL	TEXT			TEXT AMT			
1	LETTERHEAD, ENVELOPES, NAMEPLATES, ETC			1,000			
	MUNI CODE PRINTING			2,000			
	ARCHIVE BOOKS			600			
	CROWN			300			
	MISC			400 4,300			
001-1240-512.47-20	COPIER	2,702	3,073	2,400	3,000	3,000	0
LEVEL	TEXT			TEXT AMT			
1	PER FINANCE TB 04-27-20			3,000 3,000			
001-1240-512.48-10	PROMOTIONAL ACTIVITIES	419	120	0	1,300	700	600-
LEVEL	TEXT			TEXT AMT			
1	FLORIDA LEAGUE OF CITIES ETHICS CLASS			400			
	MISCELLANEOUS			300 700			
001-1240-512.49-10	OTHER CHARGES/OBLIGATIONS	2,403	2,558	966	6,060	8,060	2,000
LEVEL	TEXT			TEXT AMT			
1	CLERK OF COURT/SIMPLIFILE - RECORDING FEES + P&Z			4,000			
	CROWN SHREDDING			3,000			
	FEDERAL BACKGROUND CHECKS			60			
	PCARD			800			
	MISCELLANEOUS			200			

CITY OF EDGEWATER
DEPARTMENT BUDGET

PREPARED 08/21/20, 08:57:39

ACCOUNT NUMBER	ACCOUNT DESCRIPTION	FY2018 Actuals	FY2019 Actuals	Y-T-D Actuals	FY2020 Budget	FY2021 PROPOSED	COMPARATIVE VARIANCE
				8,060			
001-1240-512.49-51	MERCHAN BACKGROUND CHECKS	0	0	0	600	600	0
LEVEL	TEXT			TEXT AMT			
1	BACKGROUND CHECKS			600			
				600			
001-1240-512.51-10	OFFICE SUPPLIES	1,612	1,620	1,343	3,500	3,500	0
LEVEL	TEXT			TEXT AMT			
1	CITY HALL COPY PAPER			2,000			
	DEPT OFFICE SUPPLIES			1,400			
	MISC			100			
				3,500			
001-1240-512.52-10	OPERATING SUPPLIES	935	3,077	117	4,000	1,000	3,000-
LEVEL	TEXT			TEXT AMT			
1	VARIOUS TONERS, ETC			200			
	MISC			800			
				1,000			
001-1240-512.52-30	UNIFORMS	165	0	0	300	300	0
LEVEL	TEXT			TEXT AMT			
1	SHIRTS			300			
				300			
001-1240-512.54-10	BOOKS, PUBS, SUBS, & MEM	966	690	210	1,400	1,400	0
LEVEL	TEXT			TEXT AMT			
1	IIMC RENEWALS (2)			400			
	FACC RENEWALS (2)			200			
	NEWS JOURNAL			300			
	PCARD			200			
	MISC			300			
				1,400			
001-1240-512.54-20	EDUCATIONAL DEVELOPMENT	1,565	975	388	4,000	3,200	800-
LEVEL	TEXT			TEXT AMT			

CITY OF EDGEWATER
DEPARTMENT BUDGET

PREPARED 08/21/20, 08:57:39

ACCOUNT NUMBER	ACCOUNT DESCRIPTION	FY2018 Actuals	FY2019 Actuals	Y-T-D FY2020 Actuals	FY2020 Budget	FY2021 PROPOSED	COMPARATIVE VARIANCE
1	FACC SUMMER (2 ATTENDEES)			700			
	FACC FALL (2 ATTENDEES)			900			
	MISC CLASSES/WEBINARS			1,600			
				3,200			
*		215,627	276,991	189,108	342,096	335,598	6,498-
**	CITY CLERK	215,627	276,991	189,108	342,096	335,598	6,498-
***	CITY MANAGER	634,767	870,695	548,525	788,336	775,509	12,827-

CITY OF EDGEWATER
DEPARTMENT BUDGET

PREPARED 08/21/20, 08:57:39

ACCOUNT NUMBER	ACCOUNT DESCRIPTION	FY2018 Actuals	FY2019 Actuals	Y-T-D Actuals	FY2020 Budget	FY2021 PROPOSED	COMPARATIVE VARIANCE
FINANCE							
ACCOUNTING & CUSTOMER SVC							
001-1300-513.12-10	REGULAR SALARIES	456,870	512,718	405,244	548,458	556,974	8,516
LEVEL	TEXT			TEXT AMT			
1	SALARIES PER EMPLOYEE BUDGET			558,160			
	LESS: OVERTIME			1,186-			
				556,974			
001-1300-513.13-10	OTHER SALARIES	138	0	0	0	0	0
001-1300-513.14-10	OVERTIME	195	909	350	2,829	1,186	1,643-
LEVEL	TEXT			TEXT AMT			
1	OVERTIME PER EMPLOYEE BUDGET			1,186			
				1,186			
001-1300-513.15-40	INSURANCE PAYBACK	134	268	0	0	0	0
001-1300-513.21-10	SOCIAL SECURITY	27,965	31,164	24,557	32,726	34,163	1,437
001-1300-513.21-20	MEDICARE	6,540	7,288	5,743	7,653	7,990	337
001-1300-513.22-20	DCSE	53,673	61,157	46,498	61,436	62,819	1,383
001-1300-513.23-10	LIFE INS	1,653	2,172	1,724	2,334	2,307	27-
001-1300-513.23-20	GROUP MEDICAL INSURANCE	91,312	111,162	74,219	128,271	116,922	11,349-
001-1300-513.23-21	HSA-EMPLOYER CONTRIBUTION	5,033	9,008	9,368	8,600	8,800	200
LEVEL	TEXT			TEXT AMT			
1	PER FINANCE ESTIMATE 03.30.20 JD			8,800			
				8,800			
001-1300-513.23-22	HRA-EMPLOYER CONTRIBUTION	366	427	638	1,250	1,250	0
LEVEL	TEXT			TEXT AMT			
1	PER FINANCE ESTIMATE 03.31.20 JD			1,250			
				1,250			
001-1300-513.23-30	DENTAL INSURANCE	2,397	3,096	2,106	3,139	3,233	94
001-1300-513.23-40	LT DISABILITY	3,102	3,967	3,093	4,219	4,129	90-

CITY OF EDGEWATER
DEPARTMENT BUDGET

PREPARED 08/21/20, 08:57:39

ACCOUNT NUMBER	ACCOUNT DESCRIPTION	FY2018 Actuals	FY2019 Actuals	Y-T-D Actuals	FY2020 Budget	FY2021 PROPOSED	COMPARATIVE VARIANCE
001-1300-513.23-60	BROKER & ADMIN FEES	2,404	3,578	2,399	3,522	3,541	19
LEVEL	TEXT			TEXT AMT			
1	PER FINANCE ESTIMATE 03.30.20 JD			3,541			
				3,541			
001-1300-513.24-10	WORKER'S COMPENSATION	901	863	506	879	840	39-
001-1300-513.31-10	PROFESSIONAL SERVICES	407	0	0	0	0	0
001-1300-513.34-11	VOLUNTEER SERVICES	0	0	50	0	0	0
001-1300-513.40-10	TRAVEL & PER DIEM	2,720	3,762	12	6,169	5,905	264-
LEVEL	TEXT			TEXT AMT			
1	FGFOA CONFERENCE - FINANCE DIRECTOR			1,250			
	STATE MANDATES - FINANCE DIRECTOR AND MANAGER			500			
	VOLUSIA FLAGLER FGFO FINANCE DIRECTOR AND MANAGER			200			
	FGFOA SCHOOL OF ACCOUNTING-FIN DIRECTOR AND MANAG			2,000			
	FABTO BTR TRAINING - PURCHASING SPEC			468			
	FAPPO CONFERENCE - PURCHASING SPECIALIST; JB 5/04			713			
	FAPPO WORKSHOP - PURCHASING SPECIALIST; JB 5/04			354			
	CONTRACT ADMINISTRATION - PURCHASING SPEC; JB 5/04			420			
				5,905			
001-1300-513.41-10	TELEPHONE	0	22	0	0	0	0
001-1300-513.41-40	POSTAGE	1,959	2,268	1,560	2,700	1,800	900-
LEVEL	TEXT			TEXT AMT			
1	PRELIMINARY PER FINANCE TB 04-27-20			1,800			
				1,800			
001-1300-513.46-10	REPAIR & MAINTENANCE	1,291	970	433	1,750	1,750	0
LEVEL	TEXT			TEXT AMT			
1	CHECK FOLDER MAINTENANCE			750			
	CHECK PRINTING SOFTWARE MAINTENANCE			500			
	MISC HARDWARE REPAIRS			500			
				1,750			
001-1300-513.46-20	FLEET CHARGES	355	497	586	600	643	43

CITY OF EDGEWATER
DEPARTMENT BUDGET

PREPARED 08/21/20, 08:57:39

ACCOUNT NUMBER	ACCOUNT DESCRIPTION	FY2018 Actuals	FY2019 Actuals	Y-T-D Actuals	FY2020 Budget	FY2021 PROPOSED	COMPARATIVE VARIANCE
LEVEL 1	TEXT PER FINANCE DEPARTMENT BV 05.21.2020			TEXT AMT 643 643			
001-1300-513.47-10	PRINTING & BINDING	1,437	750	440	1,550	1,550	0
LEVEL 1	TEXT TAX FORMS BTR LICENCE BTR LICENCE RENEWAL PRINTING			TEXT AMT 300 250 1,000 1,550			
001-1300-513.47-20	COPIER	2,466	2,775	2,310	2,700	2,700	0
LEVEL 1	TEXT PER FINANCE DEPARTMENT - TB 04-27-20			TEXT AMT 2,700 2,700			
001-1300-513.48-10	PROMOTIONAL ACTIVITIES	829	865	0	1,000	900	100-
LEVEL 1	TEXT PROMOTIONAL ITEMS (SHIRTS, TAGS, BUMPER STK, ETC)			TEXT AMT 900 900			
001-1300-513.49-10	OTHER CHARGES/OBLIGATIONS	1,300	130	150	225	300	75
LEVEL 1	TEXT NEW HIRE BACKGROUND SAMS MEMBERSHIP BJS MEMBERSHIP			TEXT AMT 150 75 75 300			
001-1300-513.51-10	OFFICE SUPPLIES	1,320	2,496	2,383	2,500	2,000	500-
LEVEL 1	TEXT OFFICE SUPPLIES			TEXT AMT 2,000 2,000			
001-1300-513.52-10	OPERATING SUPPLIES	6,655	2,119	808	2,500	3,300	800
LEVEL	TEXT			TEXT AMT			

CITY OF EDGEWATER
DEPARTMENT BUDGET

PREPARED 08/21/20, 08:57:39

ACCOUNT NUMBER	ACCOUNT DESCRIPTION	FY2018 Actuals	FY2019 Actuals	Y-T-D FY2020 Actuals	FY2020 Budget	FY2021 PROPOSED	COMPARATIVE VARIANCE
1	OTHER OPERATING SUPPLIES			1,000			
	NEW EQUIPMENT			1,500			
	WASP FIXED ASSET SOFTWARE UPGRADE			800			
				3,300			
001-1300-513.52-20	UNLEADED & DIESEL	378	271	71	400	137	263-
LEVEL	TEXT			TEXT AMT			
1	PER FINANCE DEPARTMENT - PRELIMINARY; 5/04 JB			137			
				137			
001-1300-513.52-30	UNIFORMS	0	0	77	150	0	150-
001-1300-513.54-10	BOOKS, PUBS, SUBS, & MEM	1,443	1,562	1,046	1,600	1,600	0
LEVEL	TEXT			TEXT AMT			
1	GFOA CERTIFICATE OF ACHIEVEMENT			500			
	FGFOA - FINANCE DIRECTOR AND FINANCE MANAGER			75			
	VF FGFOA - FINANCE DIRECTOR AND FINANCE MANAGER			40			
	GFOA - FINANCE DIRECOTOR			225			
	NOTARY RENEWAL - CUSTOMER SERVICE REPS			200			
	FAPPO - PURCHASING SPECIALIST			120			
	FABTO - PURCHASING SPECIALIST & FINANCE CLERK II			65			
	FRA - FINANCE DIRECTOR			150			
	NIGP - NATTIONAL PURCHASING			190			
	NIGP - LOCAL PURCHASING			35			
				1,600			
001-1300-513.54-20	EDUCATIONAL DEVELOPMENT	1,298	1,040	1,020	3,489	1,334	2,155-
LEVEL	TEXT			TEXT AMT			
1	FAPPO MEMBERSHIP - PURCHASING SPECIALIST; JB 5/04			120			
	FAPPO CONFERENCE - PURCHASING SPECIALIST; JB 5/04			350			
	FAPPO WORKSHOP - PURCHASING SPECIALIST; JB 5/04			99			
	NIGP CONTRACT ADMINISTRATION; JB 5/04			265			
	PROFESSIONAL ACCREDITATION AND ENRICHMENT; JB 5/04			500			
				1,334			
*		676,541	767,304	587,391	832,649	828,073	4,576-
**	ACCOUNTING & CUSTOMER SVC	676,541	767,304	587,391	832,649	828,073	4,576-
***	FINANCE	676,541	767,304	587,391	832,649	828,073	4,576-

CITY OF EDGEWATER
DEPARTMENT BUDGET

PREPARED 08/21/20, 08:57:39

ACCOUNT NUMBER	ACCOUNT DESCRIPTION	FY2018 Actuals	FY2019 Actuals	Y-T-D FY2020 Actuals	FY2020 Budget	FY2021 PROPOSED	COMPARATIVE VARIANCE
COMMUNITY DEVELOPMENT PLANNING							
001-1510-515.12-10	REGULAR SALARIES	169,236	131,104	112,048	137,222	141,591	4,369
LEVEL	TEXT		TEXT	AMT			
1	SALARIES PER EMPLOYEE BUDGET			142,215			
	LESS: OVERTIME			624-			
				141,591			
001-1510-515.14-10	OVERTIME	56	193	105	666	624	42-
LEVEL	TEXT		TEXT	AMT			
1	OVERTIME PER EMPLOYEE BUDGET			624			
				624			
001-1510-515.15-30	CELL PHONE	399	650	512	653	654	1
LEVEL	TEXT		TEXT	AMT			
1	CELL PHONE PAY			654			
				654			
001-1510-515.21-10	FICA TAXES	10,177	7,391	6,825	7,657	8,311	654
001-1510-515.21-20	MEDICARE	2,380	2,408	1,596	1,821	1,944	123
001-1510-515.22-20	DCSE	20,315	15,780	13,459	15,743	15,985	242
001-1510-515.23-10	LIFE INS	654	555	482	598	583	15-
001-1510-515.23-20	GROUP MEDICAL INSURANCE	30,744	24,022	19,302	28,182	22,322	5,860-
001-1510-515.23-22	HRA-EMPLOYER CONTRIBUTION	0	0	100	500	500	0
LEVEL	TEXT		TEXT	AMT			
1	PER FINANCE ESTIMATE 03.31.20 JD			500			
				500			
001-1510-515.23-30	DENTAL INSURANCE	1,206	868	695	860	824	36-
001-1510-515.23-40	LT DISABILITY	1,224	1,008	865	1,077	1,044	33-
001-1510-515.23-50	YMCA MEMBERSHIP	168	126	102	126	121	5-
001-1510-515.23-60	BROKER & ADMIN FEES	776	786	631	1,051	757	294-

CITY OF EDGEWATER
DEPARTMENT BUDGET

PREPARED 08/21/20, 08:57:39

ACCOUNT NUMBER	ACCOUNT DESCRIPTION	FY2018 Actuals	FY2019 Actuals	Y-T-D Actuals	FY2020 Budget	FY2021 PROPOSED	COMPARATIVE VARIANCE
LEVEL 1	TEXT PER FINANCE ESTIMATE 03.30.20 JD			TEXT AMT 757 757			
001-1510-515.24-10	WORKER'S COMPENSATION	335	221	138	215	203	12-
001-1510-515.31-10	PROFESSIONAL SERVICES	6,364	60,411	64,993	145,727	148,000	2,273
LEVEL 1	TEXT INVOICES FOR CONSULTING ENGINEERS/PLANNERS SUBDIVISION INSPECTION SERVICES MISC. REVIEW (TEDS, SURVEYORS)			TEXT AMT 40,000 90,000 18,000 148,000			
001-1510-515.34-10	OTHER CONTRACTUAL SERVICE	204	204	68	204	102	102-
LEVEL 1	TEXT PEST CONTROL PER FINANCE TB 04-27-20			TEXT AMT 102 102			
001-1510-515.40-10	TRAVEL & PER DIEM	1,313	2,477	0	2,325	2,350	25
LEVEL 1	TEXT FAPA CONFERENCE FPZA CONFERENCE MISC. CONFERENCES AND TRAINING FOR CEUS/CREDITS			TEXT AMT 900 850 600 2,350			
001-1510-515.41-40	POSTAGE	770	412	404	600	500	100-
LEVEL 1	TEXT PRELIMINARY PER FINANCE TB 04-27-20			TEXT AMT 500 500			
001-1510-515.44-10	RENT	48	48	36	48	48	0
LEVEL 1	TEXT PER FINANCE - WATER COOLER RENTAL - TB 04-27-20			TEXT AMT 48 48			
001-1510-515.46-10	REPAIR & MAINTENANCE	0	0	361	1,000	0	1,000-

CITY OF EDGEWATER
DEPARTMENT BUDGET

PREPARED 08/21/20, 08:57:39

ACCOUNT NUMBER	ACCOUNT DESCRIPTION	FY2018 Actuals	FY2019 Actuals	Y-T-D Actuals	FY2020 Budget	FY2021 PROPOSED	COMPARATIVE VARIANCE
001-1510-515.47-10	PRINTING & BINDING	148	0	64	750	750	0
LEVEL 1	TEXT PROMOTIONAL MATERIALS			TEXT AMT 750 750			
001-1510-515.47-20	COPIER	3,567	4,016	3,176	3,900	3,900	0
LEVEL 1	TEXT PER FINANCE TB 04-27-20			TEXT AMT 3,900 3,900			
001-1510-515.49-10	OTHER CHARGES/OBLIGATIONS	2,197	2,763	1,322	4,240	3,000	1,240-
LEVEL 1	TEXT CLERK OF COURT/SIMPLIFILE - RECORDING FEES			TEXT AMT 3,000 3,000			
001-1510-515.51-10	OFFICE SUPPLIES	412	409	340	1,255	1,520	265
LEVEL 1	TEXT MISC OFFICE SUPPLIES INSPECTION BOOTS			TEXT AMT 1,400 120 1,520			
001-1510-515.52-10	OPERATING SUPPLIES	456	2,376	272	1,406	3,330	1,924
LEVEL 1	TEXT PER FINANCE - BOTTLED WATER - TB 04-27-20 TONER CARTRIDGES TONER DELIVERY NEW ITEMS FOR CONFERENCE ROOM			TEXT AMT 30 800 250 2,250 3,330			
001-1510-515.54-10	BOOKS, PUBS, SUBS, & MEM	1,461	1,386	1,422	2,750	2,600	150-
LEVEL 1	TEXT MISC BOOK, PUBLICATION AND MEMBERSHIPS			TEXT AMT 2,600 2,600			
001-1510-515.54-20	EDUCATIONAL DEVELOPMENT	1,958	810	0	2,750	2,700	50-

CITY OF EDGEWATER
DEPARTMENT BUDGET

PREPARED 08/21/20, 08:57:39

ACCOUNT NUMBER	ACCOUNT DESCRIPTION	FY2018 Actuals	FY2019 Actuals	Y-T-D FY2020 Actuals	FY2020 Budget	FY2021 PROPOSED	COMPARATIVE VARIANCE
LEVEL	TEXT			TEXT AMT			
1	MISC. E.G. PLANNING SEMINARS FOR CEUS			2,700			
				2,700			
*		256,568	260,424	229,318	363,326	364,263	937
**	PLANNING	256,568	260,424	229,318	363,326	364,263	937

CITY OF EDGEWATER
DEPARTMENT BUDGET

PREPARED 08/21/20, 08:57:39

ACCOUNT NUMBER	ACCOUNT DESCRIPTION	FY2018 Actuals	FY2019 Actuals	Y-T-D Actuals	FY2020 Budget	FY2021 PROPOSED	COMPARATIVE VARIANCE
BUILDING 001-1530-515.12-10	REGULAR SALARIES	132,918	247,225	180,831	264,830	237,260	27,570-
LEVEL 1	TEXT AMOUNT PER EMPLOYEE BUDGET LESS BUILDING OFFICIAL PAID FROM CONTRACT SERVICES LESS OT			TEXT AMT 355,238 117,000- 978- 237,260			
001-1530-515.14-10	OVERTIME	119	487	587	2,500	978	1,522-
LEVEL 1	TEXT OT WORK			TEXT AMT 978 978			
001-1530-515.15-30	CELL PHONE	78	839	643	823	823	0
LEVEL 1	TEXT CELL PHONE PAY			TEXT AMT 823 823			
001-1530-515.15-60	BOOT ALLOWANCE	0	125	150	0	0	0
001-1530-515.21-10	FICA TAXES	8,180	15,767	11,170	19,307	13,839	5,468-
001-1530-515.21-20	MEDICARE	1,913	3,008	2,612	4,485	3,237	1,248-
001-1530-515.22-20	DCSE	15,591	29,701	18,633	37,226	26,669	10,557-
001-1530-515.23-10	LIFE INS	506	1,035	792	1,415	985	430-
001-1530-515.23-20	GROUP MEDICAL INSURANCE	29,387	47,802	38,740	79,697	49,716	29,981-
001-1530-515.23-22	HRA-EMPLOYER CONTRIBUTION	0	0	250	1,000	1,000	0
LEVEL 1	TEXT PER FINANCE ESTIMATE 03.31.20 JD			TEXT AMT 1,000 1,000			
001-1530-515.23-30	DENTAL INSURANCE	739	989	708	1,718	1,138	580-
001-1530-515.23-40	LT DISABILITY	948	1,888	1,419	2,551	1,763	788-
001-1530-515.23-50	YMCA MEMBERSHIP	0	43	34	42	40	2-

CITY OF EDGEWATER
DEPARTMENT BUDGET

PREPARED 08/21/20, 08:57:39

ACCOUNT NUMBER	ACCOUNT DESCRIPTION	FY2018 Actuals	FY2019 Actuals	Y-T-D Actuals	FY2020 Budget	FY2021 PROPOSED	COMPARATIVE VARIANCE
LEVEL 1	TEXT YMCA MEMBERSHIPS			TEXT AMT 40 40			
001-1530-515.23-60	BROKER & ADMIN FEES	737	1,537	1,232	1,263	1,530	267
LEVEL 1	TEXT PER FINANCE ESTIMATE 03.30.20 JD			TEXT AMT 1,530 1,530			
001-1530-515.24-10	WORKER'S COMPENSATION	1,461	2,463	1,407	3,510	2,014	1,496-
001-1530-515.31-10	PROFESSIONAL SERVICES	86,501	89,951	90,608	177,641	217,000	39,359
LEVEL 1	TEXT BLDG DEPT INSPECTION SUPPORT CHIEF BLDG OFFICIAL CONTRACT			TEXT AMT 100,000 117,000 217,000			
001-1530-515.34-10	OTHER CONTRACTUAL SERVICE	66,028	204	68	204	102	102-
LEVEL 1	TEXT PEST CONTROL PER FINANCE TB 04-27-20			TEXT AMT 102 102			
001-1530-515.40-10	TRAVEL & PER DIEM	111	102	0	2,000	2,500	500
LEVEL 1	TEXT TRAVEL FOR VARIOUS CONFERENCES AND CLASSES			TEXT AMT 2,500 2,500			
001-1530-515.41-15	CELLULAR	866	866	721	870	870	0
LEVEL 1	TEXT PER FINANCE DEPT. EST- 3/26/20 JD			TEXT AMT 870 870			
001-1530-515.41-40	POSTAGE	18	37	16	50	25	25-
LEVEL	TEXT			TEXT AMT			

CITY OF EDGEWATER
DEPARTMENT BUDGET

PREPARED 08/21/20, 08:57:39

ACCOUNT NUMBER	ACCOUNT DESCRIPTION	FY2018 Actuals	FY2019 Actuals	Y-T-D Actuals	FY2020 Budget	FY2021 PROPOSED	COMPARATIVE VARIANCE
1	PRELIMINARY PER FINANCE TB 04-27-20			25 25			
001-1530-515.46-10	REPAIR & MAINTENANCE	0	0	394	1,000	0	1,000-
001-1530-515.46-20	FLEET CHARGES	885	2,077	1,642	2,146	2,284	138
LEVEL	TEXT			TEXT AMT			
1	PER FINANCE DEPARTMENT BV 05.21.2020			2,284 2,284			
001-1530-515.47-10	PRINTING & BINDING	229	0	0	650	500	150-
LEVEL	TEXT			TEXT AMT			
1	PRELIMINARY PER FINANCE			500 500			
001-1530-515.49-10	OTHER CHARGES/OBLIGATIONS	375	0	0	0	0	0
001-1530-515.51-10	OFFICE SUPPLIES	856	548	646	1,250	1,000	250-
LEVEL	TEXT			TEXT AMT			
1	PERMIT STOCK, INSPECTION CARDS, ETC.			1,000 1,000			
001-1530-515.52-10	OPERATING SUPPLIES	344	373	110	456	1,230	774
LEVEL	TEXT			TEXT AMT			
1	PER FINANCE - BOTTLED WATER - TB 04-27-20 MISC SUPPLIES			30 1,200 1,230			
001-1530-515.52-20	UNLEADED & DIESEL	1,135	2,567	1,658	3,665	2,607	1,058-
LEVEL	TEXT			TEXT AMT			
1	PER FINANCE DEPARTMENT - PRELIMINARY; 5/04 JB			2,607 2,607			
001-1530-515.52-30	UNIFORMS	334	485	357	900	700	200-
LEVEL	TEXT			TEXT AMT			
1	STAFF UNIFORMS			700			

CITY OF EDGEWATER
DEPARTMENT BUDGET

PREPARED 08/21/20, 08:57:39

ACCOUNT NUMBER	ACCOUNT DESCRIPTION	FY2018 Actuals	FY2019 Actuals	Y-T-D Actuals	FY2020 Budget	FY2021 PROPOSED	COMPARATIVE VARIANCE
				700			
001-1530-515.54-10	BOOKS, PUBS, SUBS, & MEM	1,021	829	416	3,000	3,100	100
LEVEL	TEXT			TEXT AMT			
1	ANNUAL MEMBERSHIP DUES AND REVISED CODE BOOKS			3,100			
				3,100			
001-1530-515.54-20	EDUCATIONAL DEVELOPMENT	2,308	1,778	0	10,335	10,500	165
LEVEL	TEXT			TEXT AMT			
1	75% JESSE EDUCATIONAL ATTAINMENT			1,400			
	FLORIDA FLOODPLAIN MANAGERS ASSOC TRAINING CONFEREN			1,500			
	BOAF EDUCATIONAL CONFERENCE (CEU'S)			2,000			
	INSPECTOR CROSS TRAINING CLASSES (3 @ \$700)			2,100			
	JESSE; FL INSPECTOR APPRENTICE PROGRAM			3,500			
				10,500			
*		353,588	452,726	355,844	624,534	583,410	41,124-
001-1530-581.05-01	MIS	0	67,681	64,970	77,964	0	77,964-
*		0	67,681	64,970	77,964	0	77,964-
**	BUILDING	353,588	520,407	420,814	702,498	583,410	119,088-
***	COMMUNITY DEVELOPMENT	610,156	780,831	650,132	1,065,824	947,673	118,151-

CITY OF EDGEWATER
DEPARTMENT BUDGET

PREPARED 08/21/20, 08:57:39

ACCOUNT NUMBER	ACCOUNT DESCRIPTION	FY2018 Actuals	FY2019 Actuals	Y-T-D FY2020 Actuals	FY2020 Budget	FY2021 PROPOSED	COMPARATIVE VARIANCE
PERSONNEL							
PERSONNEL							
001-1700-513.12-10	REGULAR SALARIES	160,769	171,349	148,820	185,932	193,357	7,425
LEVEL	TEXT			TEXT AMT			
1	SALARIES PER EMPLOYEE BUDGET			194,106			
	LESS: OVERTIME			749-			
				193,357			
001-1700-513.14-10	OVERTIME	92	246	116	894	749	145-
LEVEL	TEXT			TEXT AMT			
1	OVERTIME PER EMPLOYEE BUDGET			749			
				749			
001-1700-513.15-30	CELL PHONE	393	920	858	858	1,098	240
001-1700-513.21-10	SOCIAL SECURITY	9,850	10,363	9,051	10,329	11,097	768
001-1700-513.21-20	MEDICARE	2,304	2,424	2,117	2,416	2,595	179
001-1700-513.22-10	RETIREMENT CONTRIBUTIONS	36,871	34,581	29,397	38,318	17,666	20,652-
001-1700-513.22-20	DCSE	7,673	8,360	7,128	8,656	9,003	347
001-1700-513.23-10	LIFE INS	624	726	634	779	782	3
001-1700-513.23-20	GROUP MEDICAL INSURANCE	35,083	37,466	31,248	43,551	37,093	6,458-
001-1700-513.23-21	HSA-EMPLOYER CONTRIBUTION	0	1,500	1,700	1,500	1,600	100
LEVEL	TEXT			TEXT AMT			
1	PER FINANCE ESTIMATE 03.30.20 JD			1,600			
				1,600			
001-1700-513.23-22	HRA-EMPLOYER CONTRIBUTION	646	250	0	500	500	0
LEVEL	TEXT			TEXT AMT			
1	PER FINANCE ESTIMATE 03.31.20 JD			500			
				500			
001-1700-513.23-30	DENTAL INSURANCE	1,363	1,498	1,235	1,529	1,466	63-
001-1700-513.23-40	LT DISABILITY	1,167	1,316	1,139	1,412	1,400	12-

CITY OF EDGEWATER
DEPARTMENT BUDGET

PREPARED 08/21/20, 08:57:39

ACCOUNT NUMBER	ACCOUNT DESCRIPTION	FY2018 Actuals	FY2019 Actuals	Y-T-D FY2020 Actuals	FY2020 Budget	FY2021 PROPOSED	COMPARATIVE VARIANCE
001-1700-513.23-60	BROKER & ADMIN FEES	892	1,219	1,013	1,193	1,221	28
LEVEL	TEXT			TEXT AMT			
1	PER FINANCE ESTIMATE 03.30.20 JD			1,221			
				1,221			
001-1700-513.24-10	WORKER'S COMPENSATION	318	288	187	279	271	8-
001-1700-513.40-10	TRAVEL & PER DIEM	756	2,882	371	2,750	2,750	0
LEVEL	TEXT			TEXT AMT			
1	FPHRA CONFERENCE HOTEL (\$185 X 5 X 2 EE'S)			1,850			
	FPHRA CONFERENCE MEALS (\$150 X 2)			300			
	MISC HR MEETINGS			600			
				2,750			
001-1700-513.41-40	POSTAGE	142	150	70	225	80	145-
LEVEL	TEXT			TEXT AMT			
1	PRELIMINARY PER FINANCE TB 04-27-20			80			
				80			
001-1700-513.47-10	PRINTING & BINDING	76	315	362	300	500	200
LEVEL	TEXT			TEXT AMT			
1	HR FORMS			500			
				500			
001-1700-513.48-10	PROMOTIONAL ACTIVITIES	2,353	3,559	1,008	4,900	5,450	550
LEVEL	TEXT			TEXT AMT			
1	BENEFITS FAIR (FOOD TRUCK AND GIVEAWAYS)			2,400			
	ANNUAL LUNCHEON			1,300			
	RETIREMENT RECOGNITION			750			
	CHRISTMAS BREAKFAST (CITY COUNCIL)			1,000			
				5,450			
001-1700-513.49-10	OTHER CHARGES/OBLIGATIONS	188	70	550-	1,150	1,150	0
LEVEL	TEXT			TEXT AMT			
1	CDL DRUG TESTING (\$40.00 X 25)			1,000			

CITY OF EDGEWATER
DEPARTMENT BUDGET

PREPARED 08/21/20, 08:57:39

ACCOUNT NUMBER	ACCOUNT DESCRIPTION	FY2018 Actuals	FY2019 Actuals	Y-T-D Actuals	FY2020 Budget	FY2021 PROPOSED	COMPARATIVE VARIANCE
	CDL ALCOHOL TESING (\$30.00 X 5)			150 1,150			
001-1700-513.51-10	OFFICE SUPPLIES	331	716	257	500	600	100
LEVEL	TEXT			TEXT AMT			
1	MISC OFFICE SUPPLIES			600 600			
001-1700-513.52-10	OPERATING SUPPLIES	0	0	146	0	750	750
LEVEL	TEXT			TEXT AMT			
1	CHAIRS FOR HR DEPARTMENT			750 750			
001-1700-513.54-10	BOOKS, PUBS, SUBS, & MEM	152	205	165	180	180	0
LEVEL	TEXT			TEXT AMT			
1	FPHRA MEMBERSHIP (\$60 X 3)			180 180			
001-1700-513.54-20	EDUCATIONAL DEVELOPMENT	2,543	1,934	1,588	5,625	3,700	1,925-
LEVEL	TEXT			TEXT AMT			
1	FPHRA CONFERENCE (\$475 X 2)			1,050			
	MISC HR STAFF TRAINING/EDUCATION			2,000			
	SCHOOLING FOR BACHELOR'S DEGREE			650			
				3,700			
*		264,586	282,337	238,060	313,776	295,058	18,718-
**	PERSONNEL	264,586	282,337	238,060	313,776	295,058	18,718-
***	PERSONNEL	264,586	282,337	238,060	313,776	295,058	18,718-

CITY OF EDGEWATER
DEPARTMENT BUDGET

PREPARED 08/21/20, 08:57:39

ACCOUNT NUMBER	ACCOUNT DESCRIPTION	FY2018 Actuals	FY2019 Actuals	Y-T-D Actuals	FY2020 Budget	FY2021 PROPOSED	COMPARATIVE VARIANCE
POLICE ADMIN							
001-2110-521.12-10	REGULAR SALARIES	358,132	394,373	329,207	482,014	484,469	2,455
LEVEL 1	TEXT		TEXT AMT				
	SALARIES PER EMPLOYEE BUDGET		496,429				
	LESS: OVERTIME		11,960-				
			484,469				
001-2110-521.13-10	OTHER SALARIES	3,171	4,123	3,890	2,280	5,580	3,300
001-2110-521.14-10	OVERTIME	36	3,715	10,716	5,054	11,960	6,906
LEVEL 1	TEXT		TEXT AMT				
	OVERTIME PER EMPLOYEE BUDGET		11,960				
			11,960				
001-2110-521.15-30	CELL PHONE	923	2,208	1,874	2,820	2,460	360-
001-2110-521.15-60	BOOT ALLOWANCE	125	0	150	0	0	0
001-2110-521.21-10	FICA TAXES	22,063	23,912	21,247	25,240	28,660	3,420
001-2110-521.21-20	MEDICARE	5,235	5,780	4,969	5,903	6,703	800
001-2110-521.22-10	RETIREMENT CONTRIBUTIONS	97,111	108,745	113,677	131,192	182,897	51,705
001-2110-521.22-20	DCSE	19,291	19,218	12,983	19,863	15,545	4,318-
001-2110-521.23-10	LIFE INS	1,308	1,570	1,340	1,850	2,001	151
001-2110-521.23-20	GROUP MEDICAL INSURANCE	77,648	92,286	74,204	115,412	127,500	12,088
001-2110-521.23-21	HSA-EMPLOYER CONTRIBUTION	0	867	1,500	9,100	2,800	6,300-
LEVEL 1	TEXT		TEXT AMT				
	PER FINANCE ESTIMATE 03.30.20 JD		2,800				
			2,800				
001-2110-521.23-22	HRA-EMPLOYER CONTRIBUTION	37	37	195	1,250	1,250	0
LEVEL 1	TEXT		TEXT AMT				
	PER FINANCE ESTIMATE 03.31.20 JD		1,250				
			1,250				

CITY OF EDGEWATER
DEPARTMENT BUDGET

PREPARED 08/21/20, 08:57:39

ACCOUNT NUMBER	ACCOUNT DESCRIPTION	FY2018 Actuals	FY2019 Actuals	Y-T-D Actuals	FY2020 Budget	FY2021 PROPOSED	COMPARATIVE VARIANCE
001-2110-521.23-25	LINE OF DUTY	64,183	87,316	73,947	108,212	101,331	6,881-
LEVEL	TEXT			TEXT	AMT		
1	HEALTH COVERAGE CHRIS DEROSA				10,340		
	HEALTH COVERAGE GARY MCELROY				10,340		
	HEALTH COVERAGE MARTY MILES				10,340		
	HEALTH COVERAGE JOHN TARR				10,340		
	HEALTH COVERAGE LARRY WESTFALL				17,681		
	HEALTH COVERAGE JOANNE WINSTON				21,610		
	HEALTH COVERAGE ADAM BURRIS				10,340		
	HEALTH COVERAGE JOSHUA RAVER				10,340		
					101,331		
001-2110-521.23-30	DENTAL INSURANCE	3,092	3,489	2,514	3,780	4,019	239
001-2110-521.23-40	LT DISABILITY	2,443	2,874	2,405	3,337	3,582	245
001-2110-521.23-50	YMCA MEMBERSHIP	131	19	0	0	169	169
001-2110-521.23-60	BROKER & ADMIN FEES	3,344	5,330	4,565	5,775	5,103	672-
LEVEL	TEXT			TEXT	AMT		
1	PER FINANCE ESTIMATE 03.30.20 JD				5,103		
					5,103		
001-2110-521.24-10	WORKER'S COMPENSATION	8,580	8,420	6,243	8,502	11,926	3,424
001-2110-521.34-10	OTHER CONTRACTUAL SERVICE	195	570	492	570	570	0
LEVEL	TEXT			TEXT	AMT		
1	PEST CONTROL PER FINANCE TB 04-27-20				570		
					570		
001-2110-521.40-10	TRAVEL & PER DIEM	974	2,854	2,653	4,800	8,800	4,000
LEVEL	TEXT			TEXT	AMT		
1	FPCA CONFERENCE SUMMER - CHIEF				1,000		
	FPCA CONFERENCE SUMMER- CAPTAIN				1,000		
	PIO/MEDIA TRAINING - ADMINISTRATIVE SERGEANT				1,000		
	RECORDS STAFF TRAINING				500		
	ACCREDITATION CONFERENCE				1,000		
	CJIS CONFERENCE - ADMINISTRATIVE SERGEANT				1,000		
	VOLUSIA LEAGUE OF CITIES DINNER				300		

CITY OF EDGEWATER
DEPARTMENT BUDGET

PREPARED 08/21/20, 08:57:39

ACCOUNT NUMBER	ACCOUNT DESCRIPTION	FY2018 Actuals	FY2019 Actuals	Y-T-D Actuals	FY2020 Budget	FY2021 PROPOSED	COMPARATIVE VARIANCE
	ACCREDITATION ASSESSMENT			3,000			
	FPCA CONFERENCE WINTER - CHIEF			1,000			
	FPCA CONFERENCE WINTER - CHIEF REDUCTION			1,000-			
	FPCA CONFERENCE WINTER - CAPTAIN			1,000			
	FPCA CONFERENCE WINTER - CAPTAIN REDUCTION			1,000-			
	FBI ACADEMY CONFERENCE - CHIEF			1,000			
	FBI ACADEMY CONFERENCE - CHIEF REDUCTION			1,000-			
				8,800			
001-2110-521.41-15	CELLULAR	0	0	171	0	0	0
001-2110-521.41-40	POSTAGE	1,283	916	770	850	1,000	150
LEVEL	TEXT			TEXT AMT			
1	PRELIMINARY PER FINANCE TB 04-27-20			1,000			
				1,000			
001-2110-521.44-20	OPERATING LEASES	144	144	108	144	144	0
LEVEL	TEXT			TEXT AMT			
1	PER FINANCE - WATER COOLER RENTAL PER TREND - TB			144			
				144			
001-2110-521.46-10	REPAIR & MAINTENANCE	6,203	12,384	37,009	53,625	30,294	23,331-
LEVEL	TEXT			TEXT AMT			
1	DMS SOFTWARE MAINTENANCE (ACCREDITATION/TRAINING)			4,514			
	ADVOCATE SOFTWARE MAINTENANCE (CAROLINA CRISIS)			400			
	RAPID ID SOFTWARE MAINTENANCE (CROSSMATCH)			800			
	FINDER SOFTWARE ANNUAL MAINTENANCE			2,500			
	REPLACEMENT/REFILL FIRE EXTINGUISHERS			400			
	TLO INVESTIGATION DATABASE			1,100			
	LEFTA ANNUAL MAINTENANCE			580			
	K9 SOFTWARE			400			
	ACCREDITATION FEES			600			
	AC/ELECTRICAL/PLUMBING REPAIRS			4,000			
	BUILDING EXTERIOR PAINT			5,000			
	EXTERIOR SIGNS/INSIGNIA			4,500			
	INTERIOR SIGNS/INSIGNIA			3,600			
	FIREARMS RANGE/WATER PLANT AUTOMATED GATE			7,000			
	FIREARMS RANGE/WATER PLANT AUTOMATED GATE REDUCT			7,000-			
	GENERATOR PREVENTATIVE MAINTENANCE			400			
	FLOOR MATS			1,500			
	REPAIR PARKING LOT GATE			1,500			
	REPAIR PARKING LOT GATE REDUCTION			1,500-			

CITY OF EDGEWATER
DEPARTMENT BUDGET

PREPARED 08/21/20, 08:57:39

ACCOUNT NUMBER	ACCOUNT DESCRIPTION	FY2018 Actuals	FY2019 Actuals	Y-T-D Actuals	FY2020 Budget	FY2021 PROPOSED	COMPARATIVE VARIANCE
	PRISONER BATHROOM TOILET / SINK			2,600			
	PRISONER BATHROOM TOILET / SINK REDUCTION			2,600-			
				30,294			
001-2110-521.47-10	PRINTING & BINDING	934	862	883	3,600	4,250	650
LEVEL	TEXT			TEXT AMT			
1	CITY ORDINANCE VIOLATION BOOKS - 100 BOOKS			1,500			
	BUSINESS CARDS			500			
	NAME TAGS AND PLATES			200			
	PROPERTY / EVIDENCE NOTIFICATION CARDS			400			
	TRESPASS/TOW SHEEET / NTA			500			
	RECRUITMENT MATERIALS			500			
	SPECIAL EVENT FLYERS			750			
	SPECIAL EVENT FLYERS REDUCTION			500-			
	DESK SCANNER RECORDS			400			
				4,250			
001-2110-521.47-20	COPIER	2,513	2,767	2,042	2,700	2,700	0
LEVEL	TEXT			TEXT AMT			
1	PER FINANCE TB 04-27-20			2,700			
				2,700			
001-2110-521.48-10	PROMOTIONAL ACTIVITIES	2,913	4,369	1,676	4,200	8,900	4,700
LEVEL	TEXT			TEXT AMT			
1	CRIME STOPPERS BANQUET			1,500			
	ANNUAL AWARDS BANQUET			2,500			
	VICTIM ADVOCATE BREAKFAST			300			
	CHRISTMAS PARADE			400			
	FISHING WITH THE POLICE EVENT			500			
	NATIONAL NIGHT OUT EVENT			750			
	NATIONAL NIGHT OUT EVENT REDUCTION			250-			
	COMMUNITY BBQ			750			
	COMMUNITY BBQ			250-			
	CITIZENS ACADEMY			2,500			
	TRUNK OR TREAT			200			
				8,900			
001-2110-521.49-10	OTHER CHARGES/OBLIGATIONS	11,692	15,833	11,719	13,900	44,991	31,091
LEVEL	TEXT			TEXT AMT			
1	LEXIS NEXIS/IYETEK SUBSCRIPTION			1,800			

CITY OF EDGEWATER
DEPARTMENT BUDGET

PREPARED 08/21/20, 08:57:39

ACCOUNT NUMBER	ACCOUNT DESCRIPTION	FY2018 Actuals	FY2019 Actuals	Y-T-D Actuals	FY2020 Budget	FY2021 PROPOSED	COMPARATIVE VARIANCE
	EMPLOYEE SCREENING / HEPATITIS SHOTS			4,000			
	GUN DESTRUCT			1,500			
	EVIDENCE.COM (CAMERA VIDEO STORAGE)			24,956			
	PROMOTIONAL EXAM			2,000			
	ACCREDITATION FEES			500			
	NDI LICENSE PLATE READER ANNUAL MAINTENANCE			10,235			
				44,991			
001-2110-521.51-10	OFFICE SUPPLIES	3,084	2,653	3,749	4,400	4,200	200-
LEVEL	TEXT			TEXT AMT			
1	MISCELLANEOUS OFFICE SUPPLIES			4,200			
				4,200			
001-2110-521.52-10	OPERATING SUPPLIES	1,447	1,589	995	1,556	13,170	11,614
LEVEL	TEXT			TEXT AMT			
1	MISCELLANEOUS SUPPLIES (LIGHT BULBS, ETC)			300			
	JANITORIAL SUPPLIES (SANITIZER, JAIL CLEANING)			1,000			
	ACCREDITATION SUPPLIES (FIRST AID, ETC)			600			
	ID CARDS			150			
	DOOR SECURITY KEYS AND CARDS			150			
	PER FINANCE - BOTTLED WATER - TB 04-27-20			470			
	BUILDING SANITATION/STERILIZATION			5,000			
	VEHICLE SANITATION/STERILIZATION			2,500			
	PERSONAL PROTECTIVE EQUIPMENT			5,000			
	PERSONAL PROTECTIVE EQUIPMENT REDUCTION			2,000-			
				13,170			
001-2110-521.52-30	UNIFORMS	0	0	176	300	750	450
LEVEL	TEXT			TEXT AMT			
1	SHIRTS FOR ADMINISTRATIVE STAFF			750			
				750			
001-2110-521.54-10	BOOKS, PUBS, SUBS, & MEM	1,250	1,818	1,384	2,465	2,570	105
LEVEL	TEXT			TEXT AMT			
1	LAW ENFORCEMENT HANDBOOKS (32 * \$35)			1,120			
	VOLUSIA COUNTY POLICE CHIEFS ASSOCIATION			200			
	FLORIDA POLICE CHIEFS ASSOCIATION			400			
	INTERNATIONAL ASSOC OF CHIEFS OF POLICE			150			
	SWAT/K9/CVSA ASSOCIATION			400			
	SPI/FBI MEMBERSHIP			300			

CITY OF EDGEWATER
DEPARTMENT BUDGET

PREPARED 08/21/20, 08:57:39

ACCOUNT NUMBER	ACCOUNT DESCRIPTION	FY2018 Actuals	FY2019 Actuals	Y-T-D Actuals	FY2020 Budget	FY2021 PROPOSED	COMPARATIVE VARIANCE
				2,570			
001-2110-521.54-20	EDUCATIONAL DEVELOPMENT	230	2,809	175	250	6,000	5,750
LEVEL	TEXT			TEXT	AMT		
1	ADMINISTRATIVE TRAINING				1,200		
	ADVANCED TRAINING/COLLEGE COURSES				3,000		
	FBI/SPI TRAINING				1,800		
	FBI SEMINAR				1,500		
	FBI SEMINAR REDUCTION				1,500-		
					6,000		
*		699,715	813,850	729,628	1,024,944	1,126,294	101,350
**	ADMIN	699,715	813,850	729,628	1,024,944	1,126,294	101,350

CITY OF EDGEWATER
DEPARTMENT BUDGET

PREPARED 08/21/20, 08:57:39

ACCOUNT NUMBER	ACCOUNT DESCRIPTION	FY2018 Actuals	FY2019 Actuals	Y-T-D FY2020 Actuals	FY2020 Budget	FY2021 PROPOSED	COMPARATIVE VARIANCE
OPERATIONS							
001-2120-521.12-10	REGULAR SALARIES	1,359,111	1,153,389	992,267	1,247,610	1,301,530	53,920
LEVEL	TEXT			TEXT AMT			
1	SALARIES PER EMPLOYEE BUDGET			1,673,093			
	LESS: OVERTIME			371,563-			
				1,301,530			
001-2120-521.13-10	OTHER SALARIES	47,979	49,911	39,815	48,780	50,340	1,560
001-2120-521.14-10	OVERTIME	115,402	229,882	200,667	216,362	371,563	155,201
LEVEL	TEXT			TEXT AMT			
1	OVERTIME PER EMPLOYEE BUDGET			371,563			
				371,563			
001-2120-521.15-30	CELL PHONE	3,576	2,841	1,943	2,940	2,100	840-
001-2120-521.15-60	BOOT ALLOWANCE	1,188	1,488	1,693	1,250	2,250	1,000
LEVEL	TEXT			TEXT AMT			
1	BOOT ALLOWANCE (\$150 * 15)			2,250			
				2,250			
001-2120-521.15-70	CLOTHING ALLOWANCE	4,479	4,096	3,442	1,500	3,750	2,250
001-2120-521.21-10	FICA TAXES	92,097	86,919	75,043	77,206	79,092	1,886
001-2120-521.21-20	MEDICARE	21,539	20,328	17,550	18,576	18,498	78-
001-2120-521.22-10	RETIREMENT CONTRIBUTIONS	685,744	679,321	621,221	697,298	684,775	12,523-
001-2120-521.22-20	DCSE	3,881	4,097	3,531	3,896	4,051	155
001-2120-521.23-10	LIFE INS	3,969	4,384	4,132	5,568	5,401	167-
001-2120-521.23-20	GROUP MEDICAL INSURANCE	265,438	249,923	211,825	329,903	273,949	55,954-
001-2120-521.23-21	HSA-EMPLOYER CONTRIBUTION	2,400	9,733	14,383	1,500	18,950	17,450
LEVEL	TEXT			TEXT AMT			
1	PER FINANCE ESTIMATE 03.30.20 JD			18,950			
				18,950			

CITY OF EDGEWATER
DEPARTMENT BUDGET

PREPARED 08/21/20, 08:57:39

ACCOUNT NUMBER	ACCOUNT DESCRIPTION	FY2018 Actuals	FY2019 Actuals	Y-T-D FY2020 Actuals	FY2020 Budget	FY2021 PROPOSED	COMPARATIVE VARIANCE
001-2120-521.23-22	HRA-EMPLOYER CONTRIBUTION	833	569	150	4,500	4,500	0
LEVEL	TEXT						
1	PER FINANCE ESTIMATE 03.31.20 JD						
001-2120-521.23-30	DENTAL INSURANCE	6,998	6,016	4,982	8,061	6,585	1,476-
001-2120-521.23-40	LT DISABILITY	7,839	8,446	7,509	10,477	9,666	811-
001-2120-521.23-60	BROKER & ADMIN FEES	6,503	7,988	6,754	7,923	7,875	48-
LEVEL	TEXT						
1	PER FINANCE ESTIMATE 03.30.20 JD						
001-2120-521.24-10	WORKER'S COMPENSATION	50,598	39,800	30,368	38,364	41,009	2,645
001-2120-521.34-10	OTHER CONTRACTUAL SERVICE	375	0	0	0	0	0
001-2120-521.40-10	TRAVEL & PER DIEM	2,370	2,245	3,569	4,500	5,500	1,000
LEVEL	TEXT						
1	PER DIEM						
	LODGING (25 NIGHTS @ \$120)						
001-2120-521.41-15	CELLULAR	15,185	16,696	14,071	16,890	16,920	30
LEVEL	TEXT						
1	PER FINANCE DEPT. EST- 3/26/20 JD						
001-2120-521.41-40	POSTAGE	51	0	0	0	0	0
001-2120-521.43-10	ELECTRIC	9,195	8,634	5,274	9,991	8,893	1,098-
LEVEL	TEXT						
1	PER FINANCE DEPT. EST- 3/26/20 JD						
001-2120-521.43-30	WATER / SEWER / TRASH	9,345	11,288	10,303	13,058	16,769	3,711

CITY OF EDGEWATER
DEPARTMENT BUDGET

PREPARED 08/21/20, 08:57:39

ACCOUNT NUMBER	ACCOUNT DESCRIPTION	FY2018 Actuals	FY2019 Actuals	Y-T-D Actuals	FY2020 Budget	FY2021 PROPOSED	COMPARATIVE VARIANCE
LEVEL	TEXT			TEXT AMT			
1	PER FINANCE DEPT. EST 3/26/20 JD			16,769			
				16,769			
001-2120-521.44-20	OPERATING LEASES	7,273	7,308	5,486	7,310	14,620	7,310
LEVEL	TEXT			TEXT AMT			
1	VBI LEASE VEHICLE (610*12)			7,310			
	NARCOTICS TASK FORCE LEASE VEHICLE (610*12)			7,310			
				14,620			
001-2120-521.46-10	REPAIR & MAINTENANCE	5,847	11,023	16,872	16,965	9,650	7,315-
LEVEL	TEXT			TEXT AMT			
1	RADAR REPAIRS			400			
	RADIO REPAIRS/MAINTENANCE			1,500			
	GUN/ RIFLE REPAIR			300			
	INTOXILYZER REPAIR/MAINTENANCE			1,000			
	METH LAB CLEANUP			500			
	BOAT REPAIR / MAINTENANCE			1,000			
	REPLACEMENT EQUIP. FOR CARS (PRINTERS, SIG PADS)			500			
	BIKE REPAIRS			200			
	ADVANCED AUTHENTICATION FOB REPLACEMENTS			400			
	MINOR VEHICLE REPAIRS - DECALS			1,750			
	PER FINANCE FIRE EXTINGUISHERS - TB 04-27-20			600			
	ANIMAL/SPECIALTY INCIDENT CLEANUP			1,500			
				9,650			
001-2120-521.46-20	FLEET CHARGES	113,064	146,114	116,574	121,443	130,035	8,592
LEVEL	TEXT			TEXT AMT			
1	PER FINANCE DEPARTMENT BV 05.21.2020			130,035			
				130,035			
001-2120-521.47-10	PRINTING & BINDING	125	431	270	600	600	0
LEVEL	TEXT			TEXT AMT			
1	DETECTIVE/OFFICER BUSINESS CARDS			400			
	DETECTIVE / OFFICER NAME TAGS/PLATES			200			
				600			
001-2120-521.47-20	COPIER	1,953	2,059	1,596	2,200	2,200	0

CITY OF EDGEWATER
DEPARTMENT BUDGET

PREPARED 08/21/20, 08:57:39

ACCOUNT NUMBER	ACCOUNT DESCRIPTION	FY2018 Actuals	FY2019 Actuals	Y-T-D Actuals	FY2020 Budget	FY2021 PROPOSED	COMPARATIVE VARIANCE
LEVEL	TEXT			TEXT AMT			
1	PER FINANCE TB 04-27-20			2,200			
				2,200			
001-2120-521.49-10	OTHER CHARGES/OBLIGATIONS	4,337	2,906	3,507	5,351	5,300	51-
LEVEL	TEXT			TEXT AMT			
1	RADAR CERTIFICATION (2 TIMES PER YEAR * \$1,000)			2,000			
	SPEED CERTIFICATION (2 TIMES PER YEAR * \$600)			1,200			
	ALARM MONITORING (AFS)			400			
	K9 KENNEL SERVICES AND EMERGENCY VET VISITS			1,000			
	SUBPOENA REQUESTS			500			
	SEA TOW MEMBERSHIP			200			
				5,300			
001-2120-521.51-10	OFFICE SUPPLIES	142	57	0	0	0	0
001-2120-521.52-10	OPERATING SUPPLIES	40,599	59,373	53,516	87,660	93,090	5,430
LEVEL	TEXT			TEXT AMT			
1	INTOXILYZER SUPPLIES (SOLUTION, WATER)			600			
	THERMAL PAPER FOR CITATION PRINTERS			500			
	TASER SUPPLIES (CARTRIDGES, BATTERY)			5,500			
	EVIDENCE SUPPLIES (CONTAINERS, SWABS, CD, ETC)			6,500			
	BODY CAMERA SUPPLIES			750			
	BODY CAMERA SUPPLIES			500-			
	RADIO EQUIPMENT SUPPLIES			1,000			
	K9 SUPPLIES			1,000			
	SWAT SUPPLIES			1,000			
	RAPID ID REPLACEMENT X 2			6,000			
	RAPID ID REPLACEMENT X 2			2,000-			
	TRAINING EQUIPMENT			500			
	AMMUNITION			4,500			
	BOAT SUPPLIES			2,000			
	PAXTON ACCESS CONTROL SYSTEM CID			2,200			
	THI SUPPLIES			1,300			
	HANDHELD RADARS			4,800			
	RIFLES (600 * 2)			1,200			
	TASERS (1100*5)			5,500			
	FIREARMS RANGE SUPPLIES			1,300			
	TRAINING/DUTY 40MM MUNITIONS			2,000			
	GLOCK FIREARMS (400 *60)			24,000			
	GLOCK FIREARMS (400 *60) REDUCTION			8,000-			
	TINT METERS (70 * 22)			1,540			
	BREACHING KITS (1100 *4)			4,400			

CITY OF EDGEWATER
DEPARTMENT BUDGET

PREPARED 08/21/20, 08:57:39

ACCOUNT NUMBER	ACCOUNT DESCRIPTION	FY2018 Actuals	FY2019 Actuals	Y-T-D Actuals	FY2020 Budget	FY2021 PROPOSED	COMPARATIVE VARIANCE
	BALLISTIC SHIELDS (3000*4)			12,000			
	HANDHELD FLIR (3800 *2)			7,600			
	TACTICAL WEAPON LIGHT (30*130)			3,900			
	BOAT ENHANCEMENTS(POWER POLE,VHF,IGNITION STOP)			2,000			
	LOCK BOXES FOR SUV			6,000			
	LOCK BOXES FOR SUV REDUCTION			6,000-			
	PATROL BIKES 4 COUNT			4,000			
	PATROL BIKES 4 COUNT REDUCTION			4,000-			
	MOBILE NARCOTICS SAFE			1,000			
	MOBILE NARCOTICS SAFE REDUCTION			1,000-			
	VEHICLE MOUNTED NIGHT NIGHT VISION			3,300			
	VEHICLE MOUNTED NIGHT NIGHT VISION			3,300-			
	VEST QUICK RELEASE SYSTEM (30*100)			3,000			
	VEST QUICK RELEASE SYSTEM (30*100) REDUCTION			3,000-			
				93,090			
001-2120-521.52-20	UNLEADED & DIESEL	105,280	102,103	70,929	141,293	114,086	27,207-
LEVEL	TEXT			TEXT AMT			
1	PER FINANCE DEPARTMENT - PRELIMINARY; 5/04 JB			114,086			
				114,086			
001-2120-521.52-30	UNIFORMS	40,992	37,274	30,901	43,419	45,325	1,906
LEVEL	TEXT			TEXT AMT			
1	DRY CLEANING			8,500			
	REPLACEMENT UNIFORMS			5,000			
	SWAT VESTS (3500 X 2)			7,000			
	NEW OFFICER DUTY GEAR			5,000			
	BODY ARMOR			5,500			
	UNIFORM ACCESSORIES			3,000			
	NEW OFFICER UNIFORMS			6,000			
	TRAINING UNIFORMS (BDU'S & TSHIRTS \$70 * 30)			2,100			
	POLO'S (\$35*35)			1,225			
	SWAT UNIFORMS			2,000			
	HONOR GUARD UNIFORMS			4,000			
	HONOR GUARD UNIFORMS REDUCTION			4,000-			
				45,325			
001-2120-521.54-20	EDUCATIONAL DEVELOPMENT	5,549	6,433	13,565	17,500	16,375	1,125-
LEVEL	TEXT			TEXT AMT			
1	COLLEGE CLASSES (1,000 * 10)			10,000			
	OFFICER TRAINING - 40 SESSIONS			4,000			
	K9 MANDATORY TRAINING CERTIFICATIONS			875			

CITY OF EDGEWATER
DEPARTMENT BUDGET

PREPARED 08/21/20, 08:57:39

ACCOUNT NUMBER	ACCOUNT DESCRIPTION	FY2018 Actuals	FY2019 Actuals	Y-T-D Actuals	FY2020 Budget	FY2021 PROPOSED	COMPARATIVE VARIANCE
	K9 WORKSHOPS			550			
	K9 DECOY TRAINING			950			
				16,375			
001-2120-521.54-30	TICKET EDUCATION	1,876	2,556	3,897	4,500	4,500	0
LEVEL	TEXT			TEXT	AMT		
1	TICKET EDUCATION				4,500		
					4,500		
*		3,043,132	2,975,631	2,587,605	3,214,394	3,369,747	155,353
**	OPERATIONS	3,043,132	2,975,631	2,587,605	3,214,394	3,369,747	155,353

CITY OF EDGEWATER
DEPARTMENT BUDGET

PREPARED 08/21/20, 08:57:39

ACCOUNT NUMBER	ACCOUNT DESCRIPTION	FY2018 Actuals	FY2019 Actuals	Y-T-D Actuals	FY2020 Budget	FY2021 PROPOSED	COMPARATIVE VARIANCE
POLICE DEBT SERVICE							
001-2125-580.71-37	BBT VEHICLE LEASE 2013	17,692	0	0	0	0	0
001-2125-580.71-40	2016 VEH LSE AMER CAP	65,731	67,134	68,499	68,499	68,893	394
LEVEL	TEXT			TEXT	AMT		
1	PER FINANCE DEPT JD 4-28-20				68,893		
					68,893		
001-2125-580.71-46	BB&T PATROL VEH 2020	0	0	11,000	0	20,000	20,000
LEVEL	TEXT			TEXT	AMT		
1	PER FINANCE DEPT JD 4-28-20				20,000		
					20,000		
001-2125-580.72-37	BBT VEHICLE LEASE 2013	264	0	0	0	0	0
001-2125-580.72-40	2016 VEH LSE AMER CAP	6,970	5,631	4,266	4,266	2,873	1,393-
LEVEL	TEXT			TEXT	AMT		
1	PER FINANCE DEPT JD 4-28-20				2,873		
					2,873		
001-2125-580.72-45	BB&T FIRE TRK & PD 2020	0	0	1,286	0	0	0
001-2125-580.72-46	BB&T PATROL VEH 2020	0	0	0	0	1,975	1,975
LEVEL	TEXT			TEXT	AMT		
1	PER FINANCE DEPT JD 4-28-20				1,975		
					1,975		
*		90,657	72,765	85,051	72,765	93,741	20,976
**	POLICE DEBT SERVICE	90,657	72,765	85,051	72,765	93,741	20,976
***	POLICE	3,833,504	3,862,246	3,402,284	4,312,103	4,589,782	277,679

CITY OF EDGEWATER
DEPARTMENT BUDGET

PREPARED 08/21/20, 08:57:39

ACCOUNT NUMBER	ACCOUNT DESCRIPTION	FY2018 Actuals	FY2019 Actuals	Y-T-D FY2020 Actuals	FY2020 Budget	FY2021 PROPOSED	COMPARATIVE VARIANCE
FIRE							
ADMIN							
001-2210-522.12-10	REGULAR SALARIES	398,394	421,521	360,800	469,594	436,020	33,574-
001-2210-522.13-10	OTHER SALARIES	4,041	3,776	2,556	1,920	1,920	0
001-2210-522.14-10	OVERTIME	4,646	0	0	0	0	0
001-2210-522.15-30	CELL PHONE	469	1,156	756	965	965	0
001-2210-522.21-10	FICA TAXES	24,498	25,244	22,172	25,716	27,235	1,519
001-2210-522.21-20	MEDICARE	5,805	6,092	5,185	6,014	6,369	355
001-2210-522.22-10	RETIREMENT CONTRIBUTIONS	83,247	78,516	57,013	77,890	61,202	16,688-
001-2210-522.22-20	DCSE	6,439	9,547	16,441	16,156	21,433	5,277
001-2210-522.23-10	LIFE INS	1,434	1,663	1,471	1,906	1,914	8
001-2210-522.23-20	GROUP MEDICAL INSURANCE	71,462	73,801	64,324	91,045	86,654	4,391-
001-2210-522.23-21	HSA-EMPLOYER CONTRIBUTION	0	0	1,388	0	1,500	1,500
LEVEL	TEXT			TEXT AMT			
1	GROUP MEDICAL INSURNACE WILLIAM DAILEY			1,500			
				1,500			
001-2210-522.23-22	HRA-EMPLOYER CONTRIBUTION	80	0	0	1,250	1,250	0
LEVEL	TEXT			TEXT AMT			
1	PER FINANCE ESTIMATE 03.31.20 JD			1,250			
				1,250			
001-2210-522.23-25	LINE OF DUTY	0	5,335	2,218	5,335	9,610	4,275
LEVEL	TEXT			TEXT AMT			
1	GROUP MEDICAL INSURNACE WILLIAM DAILEY			9,610			
				9,610			
001-2210-522.23-30	DENTAL INSURANCE	2,114	2,055	1,558	2,313	2,399	86
001-2210-522.23-40	LT DISABILITY	2,678	3,021	2,637	3,435	3,425	10-
001-2210-522.23-50	YMCA MEMBERSHIP	75	189	136	168	161	7-

CITY OF EDGEWATER
DEPARTMENT BUDGET

PREPARED 08/21/20, 08:57:39

ACCOUNT NUMBER	ACCOUNT DESCRIPTION	FY2018 Actuals	FY2019 Actuals	Y-T-D Actuals	FY2020 Budget	FY2021 PROPOSED	COMPARATIVE VARIANCE
001-2210-522.23-60	BROKER & ADMIN FEES	1,740	2,552	2,135	2,611	2,278	333-
LEVEL	TEXT			TEXT AMT			
1	PER FINANCE ESTIMATE 03.30.20 JD			2,278			
				2,278			
001-2210-522.24-10	WORKER'S COMPENSATION	16,788	15,597	11,362	15,040	16,701	1,661
001-2210-522.40-10	TRAVEL & PER DIEM	21	250	9	9	0	9-
001-2210-522.41-40	POSTAGE	22	46	31	50	80	30
LEVEL	TEXT			TEXT AMT			
1	PRELIMINARY PER FINANCE TB 04-27-20			80			
				80			
001-2210-522.46-10	REPAIR & MAINTENANCE	371	843	0	0	865	865
LEVEL	TEXT			TEXT AMT			
1	PER FINANCE - PRELIMINARY AC MAINT; 4/24 JB			350			
	STATION 57 GENERATOR PREVENTATIVE MAINTENANCE			405			
	STATION 55 GENERATOR PREVENTATIVE MAINTENANCE			110			
				865			
001-2210-522.47-10	PRINTING & BINDING	50	204	59	200	200	0
LEVEL	TEXT			TEXT AMT			
1	BUSINESS CARDS-JL			200			
				200			
001-2210-522.47-20	COPIER	2,663	3,051	2,417	2,800	2,800	0
LEVEL	TEXT			TEXT AMT			
1	PER FINANCE TB 04-27-20			2,800			
				2,800			
001-2210-522.48-10	PROMOTIONAL ACTIVITIES	350	702	0	400	400	0
LEVEL	TEXT			TEXT AMT			
1	KIDS PLASTIC HATS-JL			300			
	MISCELLANEOUS-JL			100			

CITY OF EDGEWATER
DEPARTMENT BUDGET

PREPARED 08/21/20, 08:57:39

ACCOUNT NUMBER	ACCOUNT DESCRIPTION	FY2018 Actuals	FY2019 Actuals	Y-T-D Actuals	FY2020 Budget	FY2021 PROPOSED	COMPARATIVE VARIANCE
				400			
001-2210-522.48-11	CPR	2,201	671	1,374	2,926	1,300	1,626-
LEVEL	TEXT			TEXT AMT			
1	FIRST AID COURSE SUPPLIES-JL			500			
	HEARTSAVER AED BOOKS/CARDS-JL			300			
	HEALTHCARE PROVIDER BOOKS-JL			500			
				1,300			
001-2210-522.48-12	CITY SAFETY PROGRAM	0	138	0	0	0	0
001-2210-522.49-10	OTHER CHARGES/OBLIGATIONS	0	0	253	183	0	183-
001-2210-522.51-10	OFFICE SUPPLIES	4,057	3,140	1,228	3,300	3,300	0
LEVEL	TEXT			TEXT AMT			
1	OFFICE SUPPLIES-JL			3,300			
				3,300			
001-2210-522.52-10	OPERATING SUPPLIES	672	766	18	18	0	18-
001-2210-522.52-20	UNLEADED & DIESEL	0	0	0	0	4,549	4,549
LEVEL	TEXT			TEXT AMT			
1	PER FINANCE DEPARTMENT - PRELIMINARY; 5/04 JB			4,549			
				4,549			
001-2210-522.52-30	UNIFORMS	1,688	2,865	1,530	2,057	2,000	57-
LEVEL	TEXT			TEXT AMT			
1	DAILY UNIFORMS-JL			1,500			
	UNIFORM MAINTENANCE-JL			500			
				2,000			
001-2210-522.54-10	BOOKS, PUBS, SUBS, & MEM	2,505	2,282	229	2,270	2,660	390
LEVEL	TEXT			TEXT AMT			
1	NFPA MEMBERSHIP-JL			100			
	NFPA CODES (ONLINE)-JL			1,800			
	FLORIDA FIRE PREVENTION CODE BOOK-JL			260			
	VOLUSIA COUNTY FIRE INSPECTORS ASSOC-JL			50			
	NOTARY RENEWAL & MEMBERSHIP-JL			150			

CITY OF EDGEWATER
DEPARTMENT BUDGET

PREPARED 08/21/20, 08:57:39

ACCOUNT NUMBER	ACCOUNT DESCRIPTION	FY2018 Actuals	FY2019 Actuals	Y-T-D Actuals	FY2020 Budget	FY2021 PROPOSED	COMPARATIVE VARIANCE
	VOLUSIA COUNTY FIRE CHIEFS ASSOC-JL			150			
	INTERNATIONAL ASSOC FIRE CHIEFS-JL			150			
				2,660			
001-2210-522.54-20	EDUCATIONAL DEVELOPMENT	3,701	952	1,000	1,000	0	1,000-
*		642,211	665,975	560,300	736,571	699,190	37,381-
**	ADMIN	642,211	665,975	560,300	736,571	699,190	37,381-

CITY OF EDGEWATER
DEPARTMENT BUDGET

PREPARED 08/21/20, 08:57:39

ACCOUNT NUMBER	ACCOUNT DESCRIPTION	FY2018 Actuals	FY2019 Actuals	Y-T-D FY2020 Actuals	FY2020 Budget	FY2021 PROPOSED	COMPARATIVE VARIANCE
OPERATIONS							
001-2220-522.12-10	REGULAR SALARIES	1,272,959	1,172,348	1,007,326	1,417,945	1,556,894	138,949
LEVEL	TEXT			TEXT AMT			
1	SALARIES PER EMPLOYEE BUDGET			1,919,111			
	LESS: OVERTIME			362,217-			
				1,556,894			
001-2220-522.13-10	OTHER SALARIES	43,813	46,403	35,737	46,500	44,700	1,800-
001-2220-522.14-10	OVERTIME	123,023	302,451	236,300	251,247	362,217	110,970
LEVEL	TEXT			TEXT AMT			
1	OVERTIME PER EMPLOYEE BUDGET			362,217			
				362,217			
001-2220-522.15-30	CELL PHONE	241	0	0	0	0	0
001-2220-522.15-60	BOOT ALLOWANCE	100	0	0	0	0	0
001-2220-522.21-10	FICA TAXES	86,231	90,974	76,887	84,306	90,521	6,215
001-2220-522.21-20	MEDICARE	20,167	21,276	17,982	19,716	21,170	1,454
001-2220-522.22-10	RETIREMENT CONTRIBUTIONS	301,732	291,168	337,298	383,788	338,045	45,743-
001-2220-522.23-10	LIFE INS	4,551	5,245	6,090	5,740	6,114	374
001-2220-522.23-20	GROUP MEDICAL INSURANCE	297,273	319,142	262,207	361,368	315,363	46,005-
001-2220-522.23-21	HSA-EMPLOYER CONTRIBUTION	5,883	10,317	12,192	13,900	18,450	4,550
LEVEL	TEXT			TEXT AMT			
1	PER FINANCE ESTIMATE 03.30.20 JD			18,450			
				18,450			
001-2220-522.23-22	HRA-EMPLOYER CONTRIBUTION	897	500	252	5,000	5,000	0
LEVEL	TEXT			TEXT AMT			
1	PER FINANCE ESTIMATE 03.31.20 JD			5,000			
				5,000			
001-2220-522.23-30	DENTAL INSURANCE	9,647	8,821	6,740	9,128	8,015	1,113-

CITY OF EDGEWATER
DEPARTMENT BUDGET

PREPARED 08/21/20, 08:57:39

ACCOUNT NUMBER	ACCOUNT DESCRIPTION	FY2018 Actuals	FY2019 Actuals	Y-T-D Actuals	FY2020 Budget	FY2021 PROPOSED	COMPARATIVE VARIANCE
001-2220-522.23-40	LT DISABILITY	9,228	10,337	8,832	11,196	10,940	256-
001-2220-522.23-50	YMCA MEMBERSHIP	130	0	0	0	0	0
001-2220-522.23-60	BROKER & ADMIN FEES	7,574	10,211	8,393	9,890	10,061	171
LEVEL	TEXT			TEXT AMT			
1	PER FINANCE ESTIMATE 03.30.20 JD			10,061			
				10,061			
001-2220-522.24-10	WORKER'S COMPENSATION	62,618	56,123	41,859	54,398	63,085	8,687
001-2220-522.34-10	OTHER CONTRACTUAL SERVICE	800	655	659	725	1,225	500
LEVEL	TEXT			TEXT AMT			
1	BIOHAZARD AND WASTE-JL			300			
	PEST CONTROL PER FINANCE TB 04-27-20			425			
	MEDICAL-JL			500			
				1,225			
001-2220-522.34-11	VOLUNTEER SERVICES	5,089	7,241	1,324	5,450	5,200	250-
LEVEL	TEXT			TEXT AMT			
1	VOLUNTEER STIPENDS-JL			4,000			
	TARGET SOLUTIONS-JL			1,200			
				5,200			
001-2220-522.40-10	TRAVEL & PER DIEM	38	0	0	591	0	591-
LEVEL	TEXT			TEXT AMT			
1	GREAT FLORIDA FIRE SCHOOL - JL			300			
	GREAT FLORIDA FIRE SCHOOL - JL REDUCTION			300-			
	SOUTHWEST FIRE SYMPOSIUM - JL			300			
	SOUTHWEST FIRE SYMPOSIUM - JL			300-			
001-2220-522.41-10	TELEPHONE	450	417	313	430	468	38
LEVEL	TEXT			TEXT AMT			
1	PER FINANCE DEPT. EST- 3/26/20 JD			468			
				468			
001-2220-522.41-15	CELLULAR	7,426	7,020	6,367	7,140	7,140	0

CITY OF EDGEWATER
DEPARTMENT BUDGET

PREPARED 08/21/20, 08:57:39

ACCOUNT NUMBER	ACCOUNT DESCRIPTION	FY2018 Actuals	FY2019 Actuals	Y-T-D Actuals	FY2020 Budget	FY2021 PROPOSED	COMPARATIVE VARIANCE
LEVEL 1	TEXT PER FINANCE DEPT. EST- 3/26/20 JD			TEXT AMT 7,140 7,140			
001-2220-522.41-40	POSTAGE	353	228	0	0	0	0
001-2220-522.43-10	ELECTRIC	19,717	18,749	12,539	23,381	19,311	4,070-
LEVEL 1	TEXT PER FINANCE DEPT. EST- 3/26/20 JD			TEXT AMT 19,311 19,311			
001-2220-522.43-30	WATER / SEWER / TRASH	9,656	10,287	9,328	11,052	14,439	3,387
LEVEL 1	TEXT PER FINANCE DEPT. EST- 3/26/20 JD			TEXT AMT 14,439 14,439			
001-2220-522.43-40	GAS	1,056	1,442	694	1,520	990	530-
LEVEL 1	TEXT BUDGET ADJUSTMENT 7-5-18			TEXT AMT 990 990			
001-2220-522.46-10	REPAIR & MAINTENANCE	46,270	61,734	59,356	59,403	57,875	1,528-
LEVEL 1	TEXT			TEXT AMT			
	CARDIAC MONITOR ANNUAL MAINT X6-JL			9,000			
	SCBA CASCADE ANNUAL MAINTENANCE-JL			500			
	BAY DOOR REPAIRS-JL			4,000			
	STRYKER LOADER ANNUAL MAINT X1-JL			4,500			
	AIR QUALITY TESTING (SCBA)-JL			500			
	SCBA AIR COMPRESSOR ANNUAL MAINT-JL			1,000			
	ZOLL SOFTWARE ANNUAL MAINTENANCE X2-JL			1,200			
	ANNUAL HYDRAULIC TOOL TESTING-JL			1,500			
	ANNUAL LADDER TESTING-JL			1,700			
	ICE MACHINE ANNUAL MAINT-JL			500			
	PLUMBING REPAIRS-JL			2,000			
	ELECTRICAL REPAIRS-JL			1,000			
	GAS MONITOR REPAIR/MAINT-JL			500			
	TARGET SOLUTIONS SCHEDULE SOFTWARE MAINT-JL			3,500			
	PORTABLE RADIO REPAIR/PARTS-JL			3,000			

CITY OF EDGEWATER
DEPARTMENT BUDGET

PREPARED 08/21/20, 08:57:39

ACCOUNT NUMBER	ACCOUNT DESCRIPTION	FY2018 Actuals	FY2019 Actuals	Y-T-D FY2020 Actuals	FY2020 Budget	FY2021 PROPOSED	COMPARATIVE VARIANCE
	FLOOR/CARPET CLEANING-JL			500			
	VHF PAGERS (PURCHASE/REPAIR)-JL			1,000			
	HVAC REPAIRS & CONTRACT FOR MAINTENANCE-JL			2,000			
	TARGET SOLUTIONS TRACK IT SOFTWARE MAINT-JL			3,500			
	ANNUAL AIRPACK TESTING-JL			2,000			
	MOBILE EYES INSPECTION SOFTWARE-JL			4,000			
	SCBA CASCADE ANNUAL MAINT-JL			500			
	FIRECOM HEADSET REPAIR-JL			2,000			
	REMODEL BUNK ROOMS-JL			3,000			
	PER FINANCE FIRE EXTINGUISHERS-JL			975			
	FIRE SPRINKLER REPAIR STA 55-JL			2,000			
	PER FINANCE - PRELIMINARY AC MAINT; 4/24 JB			2,000			
				57,875			
001-2220-522.46-20	FLEET CHARGES	105,292	141,962	145,340	130,343	138,935	8,592
LEVEL	TEXT			TEXT AMT			
1	PER FINANCE DEPARTMENT BV 05.21.2020			138,935			
				138,935			
001-2220-522.46-30	BUILDING	988	120	167	167	0	167-
001-2220-522.47-10	PRINTING & BINDING	173	85	0	290	0	290-
LEVEL	TEXT			TEXT AMT			
1	MEDICAL TICKETS-JL			200			
	MEDICAL TICKETS REDUCTION			200-			
	SHIFT EXCHANGE FORMS-JL			90			
	SHIFT EXCHANGE FORMS REDUCTION			90-			
001-2220-522.47-20	COPIER	1,340	1,215	979	1,400	1,400	0
LEVEL	TEXT			TEXT AMT			
1	PER FINANCE TB 04-27-20			1,400			
				1,400			
001-2220-522.49-10	OTHER CHARGES/OBLIGATIONS	5,295	2,026	3,619	4,901	4,750	151-
LEVEL	TEXT			TEXT AMT			
1	ANNUAL INSPECTION STA. 55 SPRINKLER SYSTEM			500			
	ANNUAL ALARM MONITORING FOR STAT. 55			500			
	ANNUAL INSPECTION STA. 55 FIRE ALARM			250			
	ANNUAL INSPECTION FOR STATION 57 FIRE ALARM			250			

CITY OF EDGEWATER
DEPARTMENT BUDGET

PREPARED 08/21/20, 08:57:39

ACCOUNT NUMBER	ACCOUNT DESCRIPTION	FY2018 Actuals	FY2019 Actuals	Y-T-D Actuals	FY2020 Budget	FY2021 PROPOSED	COMPARATIVE VARIANCE
	EMT/PM STATE RENEWAL			1,250			
	STATE EMS PERMITS			2,000			
				4,750			
001-2220-522.52-10	OPERATING SUPPLIES	80,213	91,899	97,573	108,523	96,620	11,903-

LEVEL	TEXT	TEXT	AMT
1	MEDICAL SUPPLIES-JL		50,000
	JANITORIAL SUPPLIES-JL		4,000
	5INCH HOSE 5@800-JL		3,750
	3INCH HOSE 2@300-JL		600
	2.5INCH HOSE 2@250-JL		500
	1.75INCH HOSE 10@275-JL		2,800
	1INCH HOSE 2@175-JL		320
	FIREFIGHTING FOAM 20GAL@130-JL		2,600
	CARBIDE TIP CHAIN (CHAINSAW) 3@250-JL		750
	CARBIDE TIP BLADE (K12) 2@300-JL		600
	DIAMOND TIP BLADE (K12) 2@300-JL		600
	45 MIN SCBA BOTLES (9X900)-JL		8,100
	FIREFIGHTING GEAR REPAIR-JL		1,000
	BATTERIES FOR BATTERY OPERATED TOOLS-JL		900
	RIT PACKS-JL		3,000
	PERSONAL ESCAPE ROPE BAGS X 15 (\$400 EA)-JL		6,000
	PERSONAL ESCAPE ROPE BAGS X 5 (\$400 EA) REDUCT		2,000-
	CARBIDE SAWZALL BLADES-JL		500
	HOSE STRAPS X 20-JL		300
	E-59 PISTON INTAKE VALVE LEAKS (E59)-JL		1,500
	VENTILATOR X 2 (R55 R57)-JL		4,000
	VENTILATOR X (R57) REDUCTION		2,000-
	SCENE LIGHT BASE (E57)-JL		300
	INDIVIDUAL SCBA MASKS \$250 X 19-JL		4,750
	INDIVIDUAL SCBA MASKS \$250 X 9 REDUCTION		2,250-
	800 MHZ RADIO FOR NEW ENGINE-JL		3,000
	VFH RADIO FOR NEW ENGINE-JL		1,500
	UHF RADIO FOR NEW ENGINE-JL		1,500
			96,620

001-2220-522.52-20	UNLEADED & DIESEL	38,219	36,231	24,691	51,719	37,326	14,393-
--------------------	-------------------	--------	--------	--------	--------	--------	---------

LEVEL	TEXT	TEXT	AMT
1	PER FINANCE DEPARTMENT - PRELIMINARY; 5/04 JB		37,326
			37,326

001-2220-522.52-30	UNIFORMS	20,713	20,160	22,713	26,065	25,165	900-
--------------------	----------	--------	--------	--------	--------	--------	------

LEVEL	TEXT	TEXT	AMT

CITY OF EDGEWATER
DEPARTMENT BUDGET

PREPARED 08/21/20, 08:57:39

ACCOUNT NUMBER	ACCOUNT DESCRIPTION	FY2018 Actuals	FY2019 Actuals	Y-T-D Actuals	FY2020 Budget	FY2021 PROPOSED	COMPARATIVE VARIANCE
1	UNIFORMS-JL			7,000			
	UNIFORMS-JL			2,150-			
	UNIFORM MAINTENANCE-JL			1,500			
	STRUCTURAL FIREFIGHTER BOOT X 10-JL			900			
	STRUCTURAL FIREFIGHTER GLOVES X 20-JL			1,500			
	BADGES/COLLAR BRASS-JL			200			
	FIREFIGHTER HOODS (30X\$100)-JL			3,000			
	DEPARTMENT EQUIPMENT STICKERS-JL			200			
	BRUSH FIRE JACKETS X 10-JL			1,150			
	BRUSH FIRE PANTS X 10-JL			1,500			
	LEATHER GLOVES X 20-JL			315			
	GOGGLES-JL			490			
	BRUSH FIRE HELMET-JL			560			
	FIREFIGHTER GEAR X 3 SETS-JL			9,000			
				25,165			
001-2220-522.54-10	BOOKS, PUBS, SUBS, & MEM	919	0	3,025	1,450	750	700-
LEVEL	TEXT			TEXT AMT			
1	COURSE BOOKS (CONTINUING ED/RECERT)-JL			750			
				750			
001-2220-522.54-20	EDUCATIONAL DEVELOPMENT	14,632	12,120	6,018	11,965	17,925	5,960
LEVEL	TEXT			TEXT AMT			
1	BURN BUILDING-JL			1,500			
	TRAINING TOWER RENTAL-JL			525			
	BLUE CARD TRAINING-JL			2,400			
	TARGET SOLUTIONS CAREER-JL			4,000			
	ORLANDO FIRE CONFERENCE-JL			500			
	EDUCATION-JL			11,000			
	EDUCATION REDUCTION			2,000-			
				17,925			
*		2,604,706	2,758,907	2,452,800	3,120,637	3,280,094	159,457
**	OPERATIONS	2,604,706	2,758,907	2,452,800	3,120,637	3,280,094	159,457

CITY OF EDGEWATER
DEPARTMENT BUDGET

PREPARED 08/21/20, 08:57:39

ACCOUNT NUMBER	ACCOUNT DESCRIPTION	FY2018 Actuals	FY2019 Actuals	Y-T-D Actuals	FY2020 Budget	FY2021 PROPOSED	COMPARATIVE VARIANCE
DEBT SERVICE							
001-2225-580.71-28	BBT CAP IMP REV NOTE 2014	41,206	42,203	43,865	43,865	45,194	1,329
LEVEL	TEXT			TEXT AMT			
1	PER FINANCE DEPT JD 4-28-20			45,194			
				45,194			
001-2225-580.71-30	BB&T STATION 55	35,000	35,000	35,000	35,000	40,000	5,000
LEVEL	TEXT			TEXT AMT			
1	PER FINANCE DEPT JD 4-28-20			40,000			
				40,000			
001-2225-580.71-35	RESCUE LEASE 2015	37,997	12,355	0	0	0	0
001-2225-580.71-40	2016 VEH LSE AMER CAP	7,789	7,955	8,117	8,117	8,282	165
LEVEL	TEXT			TEXT AMT			
1	PER FINANCE DEPT JD 4-28-20			8,282			
				8,282			
001-2225-580.71-45	BB&T FIRE TRK 2020	0	0	28,000	0	50,000	50,000
LEVEL	TEXT			TEXT AMT			
1	PER FINANCE DEPT JD 4-28-20			50,000			
				50,000			
001-2225-580.72-28	BBT CAP IMP REV NOTE 2014	7,048	6,042	2,082	5,005	3,933	1,072-
LEVEL	TEXT			TEXT AMT			
1	PER FINANCE DEPT JD 4-28-20			3,933			
				3,933			
001-2225-580.72-30	BB&T STATION 55	15,858	14,889	13,919	13,919	12,881	1,038-
LEVEL	TEXT			TEXT AMT			
1	PER FINANCE DEPT JD 7-07-20			12,881			
				12,881			
001-2225-580.72-35	RESCUE LEASE 2015	1,334	332	0	0	0	0
001-2225-580.72-40	2016 VEH LSE AMER CAP	826	667	506	506	341	165-

CITY OF EDGEWATER
DEPARTMENT BUDGET

PREPARED 08/21/20, 08:57:39

ACCOUNT NUMBER	ACCOUNT DESCRIPTION	FY2018 Actuals	FY2019 Actuals	Y-T-D Actuals	FY2020 Budget	FY2021 PROPOSED	COMPARATIVE VARIANCE
LEVEL	TEXT			TEXT	AMT		
1	PER FINANCE DEPT JD 4-28-20				341		
					341		
001-2225-580.72-45	BB&T FIRE TRK & PD 2020	0	0	7,410	0	12,201	12,201
LEVEL	TEXT			TEXT	AMT		
1	PER FINANCE DEPT JD 4-28-20				12,201		
					12,201		
*		147,058	119,443	138,899	106,412	172,832	66,420
**	DEBT SERVICE	147,058	119,443	138,899	106,412	172,832	66,420

CITY OF EDGEWATER
DEPARTMENT BUDGET

PREPARED 08/21/20, 08:57:39

ACCOUNT NUMBER	ACCOUNT DESCRIPTION	FY2018 Actuals	FY2019 Actuals	Y-T-D Actuals	FY2020 Budget	FY2021 PROPOSED	COMPARATIVE VARIANCE
CODE ENFORCEMENT							
001-2230-522.12-10	REGULAR SALARIES	82,204	94,753	79,601	102,814	106,891	4,077
LEVEL	TEXT		TEXT AMT				
1	SALARIES PER EMPLOYEE BUDGET		107,661				
	LESS: OVERTIME		770-				
			106,891				
001-2230-522.14-10	OVERTIME	0	440	42	0	770	770
LEVEL	TEXT		TEXT AMT				
1	OVERTIME PER EMPLOYEE BUDGET		770				
			770				
001-2230-522.15-30	CELL PHONE	307	664	537	670	670	0
001-2230-522.21-10	FICA TAXES	5,096	5,868	4,896	6,356	6,669	313
001-2230-522.21-20	MEDICARE	1,192	1,372	1,145	1,486	1,560	74
001-2230-522.22-20	DCSE	9,864	11,423	8,682	12,338	12,827	489
001-2230-522.23-10	LIFE INS	323	423	372	469	476	7
001-2230-522.23-20	GROUP MEDICAL INSURANCE	24,242	29,636	22,984	34,632	27,955	6,677-
001-2230-522.23-22	HRA-EMPLOYER CONTRIBUTION	100	250	350	750	500	250-
LEVEL	TEXT		TEXT AMT				
1	PER FINANCE ESTIMATE 03.31.20 JD		500				
			500				
001-2230-522.23-30	DENTAL INSURANCE	311	297	314	296	426	130
001-2230-522.23-40	LT DISABILITY	611	781	668	849	852	3
001-2230-522.23-60	BROKER & ADMIN FEES	620	925	720	923	968	45
LEVEL	TEXT		TEXT AMT				
1	PER FINANCE ESTIMATE 03.30.20 JD		968				
			968				
001-2230-522.24-10	WORKER'S COMPENSATION	1,216	1,190	819	1,271	1,327	56

CITY OF EDGEWATER
DEPARTMENT BUDGET

PREPARED 08/21/20, 08:57:39

ACCOUNT NUMBER	ACCOUNT DESCRIPTION	FY2018 Actuals	FY2019 Actuals	Y-T-D Actuals	FY2020 Budget	FY2021 PROPOSED	COMPARATIVE VARIANCE
001-2230-522.31-10	PROFESSIONAL SERVICES	123	0	0	0	0	0
001-2230-522.34-10	OTHER CONTRACTUAL SERVICE	68	5,208	5,030	10,368	12,068	1,700
LEVEL	TEXT						
1	PEST CONTROL PER FINANCE TB 04-27-20						
	SPECIAL MAGISTRATE-JL						
	LAWN CUTTING-JL						
001-2230-522.34-11	VOLUNTEER SERVICES	567	0	0	0	0	0
001-2230-522.40-10	TRAVEL & PER DIEM	0	55	0	0	0	0
LEVEL	TEXT						
1	FACE TRAINING						
	FACE RECERTIFICATION						
	FACE TRAINING REDUCTION						
001-2230-522.41-15	CELLULAR	871	870	725	870	880	10
LEVEL	TEXT						
1	PER FINANCE DEPT. EST- 3/26/20 JD						
001-2230-522.41-40	POSTAGE	4,517	2,751	1,949	2,500	2,300	200-
LEVEL	TEXT						
1	PRELIMINARY PER FINANCE						
	5-15-2020 REDUCTION						
001-2230-522.44-10	RENT	0	20	45	0	60	60
LEVEL	TEXT						
1	PER FINANCE BOTTLED WATER TB 04-27-20						
001-2230-522.46-10	REPAIR & MAINTENANCE	1,042	576	105	690	200	490-
LEVEL	TEXT						

CITY OF EDGEWATER
DEPARTMENT BUDGET

PREPARED 08/21/20, 08:57:39

ACCOUNT NUMBER	ACCOUNT DESCRIPTION	FY2018 Actuals	FY2019 Actuals	Y-T-D Actuals	FY2020 Budget	FY2021 PROPOSED	COMPARATIVE VARIANCE
1	PER FINANCE - PRELIMINARY AC MAINT; 4/24 JB			200 200			
001-2230-522.46-20	FLEET CHARGES	1,460	1,571	5,312	2,401	3,573	1,172
LEVEL	TEXT			TEXT AMT			
1	PER FINANCE DEPARTMENT BV 05.21.2020			3,573 3,573			
001-2230-522.46-30	BUILDING	0	0	10	10	0	10-
001-2230-522.47-10	PRINTING & BINDING	108	49	153	350	325	25-
LEVEL	TEXT			TEXT AMT			
1	TOW TAGS-JL			100			
	CODE BROCHURES-JL			100			
	VEHICLE RESTORE PERMITS-JL			25			
	BUSINESS CARDS-JL			100 325			
001-2230-522.47-20	COPIER	2,343	2,590	2,015	2,600	2,600	0
LEVEL	TEXT			TEXT AMT			
1	PER FINANCE TB 04-27-20			2,600 2,600			
001-2230-522.49-10	OTHER CHARGES/OBLIGATIONS	0	40	0	0	0	0
001-2230-522.51-10	OFFICE SUPPLIES	1,218	1,221	217	1,500	1,000	500-
LEVEL	TEXT			TEXT AMT			
1	CLEAR COVERS FOR POSTINGS			150			
	COLOR PAPER FOR NOTICES			600			
	COLOR PAPER FOR NOTICES REDUCTION			250-			
	VEHICLE PRINTER INK			600			
	VEHICLE PRINTER INK REDUCTION			250-			
	MISCELLANEOUS SUPPLIES			150 1,000			
001-2230-522.52-10	OPERATING SUPPLIES	1,121	1,573	795	1,325	1,080	245-
LEVEL	TEXT			TEXT AMT			
1	WOODEN STAKES FOR POSTING-JL			400			

CITY OF EDGEWATER
DEPARTMENT BUDGET

PREPARED 08/21/20, 08:57:39

ACCOUNT NUMBER	ACCOUNT DESCRIPTION	FY2018 Actuals	FY2019 Actuals	Y-T-D FY2020 Actuals	FY2020 Budget	FY2021 PROPOSED	COMPARATIVE VARIANCE
	JANITORIAL SUPPLIES-JL			600			
	PER FINANCE - BOTTLED WATER - TB 04-27-20			80			
				1,080			
001-2230-522.52-20	UNLEADED & DIESEL	2,308	1,784	1,299	2,648	2,268	380-
LEVEL	TEXT			TEXT AMT			
1	PER FINANCE DEPARTMENT - PRELIMINARY; 5/04 JB			2,268			
				2,268			
001-2230-522.52-30	UNIFORMS	234	1,100	110	800	800	0
LEVEL	TEXT			TEXT AMT			
1	UNIFORMS FOR OFFICERS			600			
	UNIFORMS FOR CLERK JL			100			
	UNIFORM MAINTENANCE JL			100			
				800			
001-2230-522.54-10	BOOKS, PUBS, SUBS, & MEM	170	0	105	0	400	400
LEVEL	TEXT			TEXT AMT			
1	FL ASSOC OF CODE ENFORCEMENT MEMBERSHIP-JL			300			
	VOLUSIA COUNTY CODE ENF MEMBERSHIP-JL			100			
				400			
001-2230-522.54-20	EDUCATIONAL DEVELOPMENT	671	763	415	1,350	800	550-
LEVEL	TEXT			TEXT AMT			
1	FL ASSOC OF CODE ENFORCEMENT III MEMBERSHIP X 2-JL			800			
				800			
*		142,907	168,193	139,415	190,266	190,245	21-
**	CODE ENFORCEMENT	142,907	168,193	139,415	190,266	190,245	21-
***	FIRE	3,536,882	3,712,518	3,291,414	4,153,886	4,342,361	188,475

CITY OF EDGEWATER
DEPARTMENT BUDGET

PREPARED 08/21/20, 08:57:39

ACCOUNT NUMBER	ACCOUNT DESCRIPTION	FY2018 Actuals	FY2019 Actuals	Y-T-D FY2020 Actuals	FY2020 Budget	FY2021 PROPOSED	COMPARATIVE VARIANCE
ANIMAL CONTROL							
001-2310-562.12-10	REGULAR SALARIES	33,235	34,092	29,910	38,043	39,645	1,602
001-2310-562.14-10	OVERTIME	100	442	664	2,580	0	2,580-
001-2310-562.21-10	FICA TAXES	1,533	1,630	1,476	1,559	2,200	641
001-2310-562.21-20	MEDICARE	358	381	345	365	515	150
001-2310-562.22-20	DCSE	4,000	4,144	3,669	4,093	4,258	165
001-2310-562.23-10	LIFE INS	128	144	128	156	157	1
001-2310-562.23-20	GROUP MEDICAL INSURANCE	11,001	12,046	10,044	13,987	11,765	2,222-
001-2310-562.23-21	HSA-EMPLOYER CONTRIBUTION	1,850	2,250	2,250	2,250	1,950	300-
LEVEL	TEXT			TEXT AMT			
1	PER FINANCE ESTIMATE 03.30.20 JD			1,950			
				1,950			
001-2310-562.23-30	DENTAL INSURANCE	402	388	309	382	366	16-
001-2310-562.23-40	LT DISABILITY	237	263	231	286	282	4-
001-2310-562.23-60	BROKER & ADMIN FEES	335	382	317	377	382	5
LEVEL	TEXT			TEXT AMT			
1	PER FINANCE ESTIMATE 03.30.20 JD			382			
				382			
001-2310-562.24-10	WORKER'S COMPENSATION	594	589	405	568	595	27
001-2310-562.34-10	OTHER CONTRACTUAL SERVICE	60,124	71,180	62,330	74,780	73,087	1,693-
LEVEL	TEXT			TEXT AMT			
1	SHELTER MANAGEMENT			60,000			
	SHELTER PRO SOFTWARE			1,700			
	TRAP NUETER RELEASE PROGRAM			11,000			
	PEST CONTROL PER FINANCE TB 04-27-20			187			
	PER FINANCE - PRELIMINARY AC MAINT; 4/24 JB			200			
				73,087			
001-2310-562.41-10	TELEPHONE	541	507	382	520	564	44

CITY OF EDGEWATER
DEPARTMENT BUDGET

PREPARED 08/21/20, 08:57:39

ACCOUNT NUMBER	ACCOUNT DESCRIPTION	FY2018 Actuals	FY2019 Actuals	Y-T-D Actuals	FY2020 Budget	FY2021 PROPOSED	COMPARATIVE VARIANCE
LEVEL 1	TEXT PER FINANCE DEPT. EST- 3/26/20 JD			TEXT AMT 564 564			
001-2310-562.41-15	CELLULAR	433	433	361	440	440	0
LEVEL 1	TEXT PER FINANCE DEPT. EST- 3/26/20 JD			TEXT AMT 440 440			
001-2310-562.43-30	WATER / SEWER / TRASH	0	0	9,365	8,000	10,374	2,374
LEVEL 1	TEXT PER FINANCE DEPT. EST- 3/27/20 JD			TEXT AMT 10,374 10,374			
001-2310-562.46-10	REPAIR & MAINTENANCE	11,756	10,462	12,555	12,610	12,305	305-
LEVEL 1	TEXT ANIMAL SHELTER MAINTENANCE-JL ANIMAL SHELTER GENERATOR PREVENTATIVE MAINTENANCE PER FINANCE - AC MAINTENANCE 5-15-15			TEXT AMT 11,000 305 1,000 12,305			
001-2310-562.46-20	FLEET CHARGES	750	1,065	836	1,001	1,087	86
LEVEL 1	TEXT PER FINANCE DEPARTMENT BV 05.21.2020			TEXT AMT 1,087 1,087			
001-2310-562.47-10	PRINTING & BINDING	107	49	76	150	150	0
LEVEL 1	TEXT DOOR HANGERS-JL BUSINESS CARD -JL BUSINESS CARD REDUCTION			TEXT AMT 150 50 50- 150			
001-2310-562.51-10	OFFICE SUPPLIES	0	130	0	200	200	0
LEVEL	TEXT			TEXT AMT			

CITY OF EDGEWATER
DEPARTMENT BUDGET

PREPARED 08/21/20, 08:57:39

ACCOUNT NUMBER	ACCOUNT DESCRIPTION	FY2018 Actuals	FY2019 Actuals	Y-T-D Actuals	FY2020 Budget	FY2021 PROPOSED	COMPARATIVE VARIANCE
1	OFFICE SUPPLIES			200 200			
001-2310-562.52-10	OPERATING SUPPLIES	688	1,443	2,375	2,175	1,250	925-
LEVEL	TEXT			TEXT AMT			
1	ANIMAL FOOD-JL			300			
	ANIMAL TAGS-JL			350			
	TRAPS X 3-JL			600			
	VEHICLE PRINTER-JL			300			
	VEHICLE PRINTER REDUCTION			300-			
				1,250			
001-2310-562.52-20	UNLEADED & DIESEL	1,808	1,531	1,159	2,345	2,008	337-
LEVEL	TEXT			TEXT AMT			
1	PER FINANCE DEPARTMENT - PRELIMINARY; 5/04 JB			2,008			
				2,008			
001-2310-562.52-30	UNIFORMS	0	0	0	0	500	500
LEVEL	TEXT			TEXT AMT			
1	ACO UNIFORMS-JL			500			
				500			
001-2310-562.54-10	BOOKS, PUBS, SUBS, & MEM	0	0	0	200	150	50-
LEVEL	TEXT			TEXT AMT			
1	FL ASSOC OF ANIMAL CONTROL			150			
				150			
001-2310-562.54-20	EDUCATIONAL DEVELOPMENT	0	0	0	0	200	200
LEVEL	TEXT			TEXT AMT			
1	ANIMAL CONTROL OFFICER RECERTIFICATION			200			
				200			
*		129,980	143,551	139,187	167,067	164,430	2,637-
**	CONTROL	129,980	143,551	139,187	167,067	164,430	2,637-
***	ANIMAL	129,980	143,551	139,187	167,067	164,430	2,637-

CITY OF EDGEWATER
DEPARTMENT BUDGET

PREPARED 08/21/20, 08:57:39

ACCOUNT NUMBER	ACCOUNT DESCRIPTION	FY2018 Actuals	FY2019 Actuals	Y-T-D FY2020 Actuals	FY2020 Budget	FY2021 PROPOSED	COMPARATIVE VARIANCE
ENVIRONMENTAL SERVICES							
PUBLIC WORKS							
001-4020-541.12-10	REGULAR SALARIES	114,230	129,064	124,128	128,897	181,626	52,729
LEVEL	TEXT			TEXT AMT			
1	SALARIES PER EMPLOYEE BUDGET			187,512			
	LESS: OVERTIME			5,886-			
				181,626			
001-4020-541.14-10	OVERTIME	880	3,104	1,694	2,538	5,886	3,348
LEVEL	TEXT			TEXT AMT			
1	OVERTIME PER EMPLOYEE BUDGET			5,886			
				5,886			
001-4020-541.15-30	CELL PHONE	450	454	353	450	450	0
001-4020-541.15-60	BOOT ALLOWANCE	243	287	239	500	750	250
LEVEL	TEXT			TEXT AMT			
1	BOOT ALLOWANCE (5) BB 3/25/20			750			
				750			
001-4020-541.21-10	FICA TAXES	6,724	7,769	7,471	10,065	10,802	737
001-4020-541.21-20	MEDICARE	1,573	1,817	1,747	2,354	2,526	172
001-4020-541.22-20	DCSE	13,813	15,714	14,607	20,377	20,849	472
001-4020-541.23-10	LIFE INS	458	546	497	775	770	5-
001-4020-541.23-20	GROUP MEDICAL INSURANCE	40,172	44,385	37,984	69,885	60,501	9,384-
001-4020-541.23-21	HSA-EMPLOYER CONTRIBUTION	0	325	780	0	0	0
001-4020-541.23-22	HRA-EMPLOYER CONTRIBUTION	0	0	0	750	750	0
LEVEL	TEXT			TEXT AMT			
1	PER FINANCE ESTIMATE 03.31.20 JD			750			
				750			
001-4020-541.23-30	DENTAL INSURANCE	447	354	402	899	861	38-
001-4020-541.23-40	LT DISABILITY	858	1,004	894	1,413	1,379	34-

CITY OF EDGEWATER
DEPARTMENT BUDGET

PREPARED 08/21/20, 08:57:39

ACCOUNT NUMBER	ACCOUNT DESCRIPTION	FY2018 Actuals	FY2019 Actuals	Y-T-D Actuals	FY2020 Budget	FY2021 PROPOSED	COMPARATIVE VARIANCE
001-4020-541.23-60	BROKER & ADMIN FEES	967	1,376	1,176	1,380	1,497	117
LEVEL	TEXT			TEXT AMT			
1	PER FINANCE ESTIMATE 03.30.20 JD			1,497			
				1,497			
001-4020-541.24-10	WORKER'S COMPENSATION	8,351	9,294	6,966	9,537	10,205	668
001-4020-541.31-10	PROFESSIONAL SERVICES	0	0	225	225	0	225-
001-4020-541.34-10	OTHER CONTRACTUAL SERVICE	72,023	0	0	132,127	132,316	189
LEVEL	TEXT			TEXT AMT			
1	FEC BLANKET BB 3/25/20			4,050			
	FLORIDA EAST COAST RAILWAY OCEAN AVE CROSSING						
	MAINTENANCE FEC LETTER DATED 06.01.2020			128,266			
				132,316			
001-4020-541.40-10	TRAVEL & PER DIEM	11	44	0	33	55	22
LEVEL	TEXT			TEXT AMT			
1	ADVANCED MOT TRAINING MEALS (1) BB 3/25/20			11			
	BUCKET TRUCK TRAINING MEALS (2) BB 3/25/20			22			
	AERIAL LIFT SAFETY & TREE TRIMMING MEALS (2) BB325			22			
				55			
001-4020-541.41-40	POSTAGE	9	5	3	0	0	0
001-4020-541.44-30	VEHICLE LEASE PRINCIPAL	3,490	0	0	0	0	0
001-4020-541.44-35	VEHICLE LEASE INTEREST	52	0	0	0	0	0
001-4020-541.46-10	REPAIR & MAINTENANCE	23,623	8,117	51,228	123,908	72,900	51,008-
LEVEL	TEXT			TEXT AMT			
1	CONCRETE FOR SIDEWALK BB 3/25/20			50,000			
	SMALL EQUIPMENT REPAIRS BB 3/25/20			5,000			
	VOLUSIA COUNTY TRAFFIC SIGNAL MAINT BB 3/25/20			6,000			
	FEC RR CROSSING SIGNAL MAINT BB 3/25/20			11,900			
				72,900			
001-4020-541.46-20	FLEET CHARGES	10,371	24,868	24,046	22,345	24,547	2,202

CITY OF EDGEWATER
DEPARTMENT BUDGET

PREPARED 08/21/20, 08:57:39

ACCOUNT NUMBER	ACCOUNT DESCRIPTION	FY2018 Actuals	FY2019 Actuals	Y-T-D Actuals	FY2020 Budget	FY2021 PROPOSED	COMPARATIVE VARIANCE
LEVEL 1	TEXT PER FINANCE DEPARTMENT BV 05.21.2020			TEXT AMT 24,547 24,547			
001-4020-541.48-10	PROMOTIONAL ACTIVITIES	0	0	0	200	200	0
LEVEL 1	TEXT ADOPT A ROAD (TYNA) BB 3/25/20			TEXT AMT 200 200			
001-4020-541.49-10	OTHER CHARGES/OBLIGATIONS	1,800	1,688	1,315	3,825	4,470	645
LEVEL 1	TEXT TREE REMOVAL BB 3/25/20 DRUG TESTS & PHYSICALS BB 3/25/20 CDL REIMBURSEMENTS BB 3/25/20 CELL ACCESS FOR SERVICE TABLET BB 3/30/20			TEXT AMT 3,500 400 150 420 4,470			
001-4020-541.51-10	OFFICE SUPPLIES	139	0	17	0	100	100
LEVEL 1	TEXT OFFICE SUPPLIES			TEXT AMT 100 100			
001-4020-541.52-10	OPERATING SUPPLIES	3,494	4,838	4,401	6,000	6,350	350
LEVEL 1	TEXT MOWER/WEEDEATER SUPPLIES BB 3/25/20 CHAINSAWS BB 3/25/20 FIRST AID/SAFETY SUPPLIES BB 3/25/20 MOT SUPPLIES BB 3/25/20 TABLET FOR FIELD WORK BB 3/30/20			TEXT AMT 1,000 1,000 1,000 3,000 350 6,350			
001-4020-541.52-20	UNLEADED & DIESEL	7,086	7,667	3,861	9,489	5,795	3,694-
LEVEL 1	TEXT PER FINANCE DEPARTMENT - PRELIMINARY; 5/04 JB			TEXT AMT 5,795 5,795			
001-4020-541.52-30	UNIFORMS	21	249	288	1,200	1,200	0

CITY OF EDGEWATER
DEPARTMENT BUDGET

PREPARED 08/21/20, 08:57:39

ACCOUNT NUMBER	ACCOUNT DESCRIPTION	FY2018 Actuals	FY2019 Actuals	Y-T-D Actuals	FY2020 Budget	FY2021 PROPOSED	COMPARATIVE VARIANCE
LEVEL	TEXT			TEXT AMT			
1	SHIRTS & PANTS BB 3/25/20			1,000			
	JACKETS BB 3/25/20			200			
				1,200			
001-4020-541.52-40	STREET SIGN PROGRAM	32	10,573	5,874	6,000	6,000	0
LEVEL	TEXT			TEXT AMT			
1	STREET SIGNS BB 3/26/20			3,000			
	STOP SIGNS BB 3/26/20			3,000			
				6,000			
001-4020-541.53-10	ROAD MATERIALS & SUPPLIES	17,946	32,435	19,941	27,000	27,000	0
LEVEL	TEXT			TEXT AMT			
1	ASPHALT BB 3/26/20			5,000			
	SHELL BB 3/26/20			10,000			
	EELS GROVE & W 442 RD MAINT (VC) BB 3/26/20			7,000			
	THERMOPLASTIC & STRIPING BB 3/26/20			5,000			
	MILLINGS FOR DIRT ROAD			10,000			
	MILLINGS FOR DIRT ROAD REDUCTION			10,000-			
	STRIPING ROADS CONTRACTED BD 04/28/2020			10,000			
	STRIPING ROADS CONTRACTED REDUCTION			10,000-			
				27,000			
001-4020-541.54-20	EDUCATIONAL DEVELOPMENT	125	714	0	925	1,575	650
LEVEL	TEXT			TEXT AMT			
1	ADVANCED MOT TRAINING (1) BB 3/26/20			175			
	BUCKET TRUCK TRAINING (2) BB 3/26/20			750			
	AERIAL LIFT SAFETY & TREE TRIMMING (2) BB 3/27/20			650			
				1,575			
*		329,388	306,691	310,137	583,097	581,360	1,737-
**	PUBLIC WORKS	329,388	306,691	310,137	583,097	581,360	1,737-
***	ENVIRONMENTAL SERVICES	329,388	306,691	310,137	583,097	581,360	1,737-

CITY OF EDGEWATER
DEPARTMENT BUDGET

PREPARED 08/21/20, 08:57:39

ACCOUNT NUMBER	ACCOUNT DESCRIPTION	FY2018 Actuals	FY2019 Actuals	Y-T-D Actuals	FY2020 Budget	FY2021 PROPOSED	COMPARATIVE VARIANCE
NON-DEPARTMENTAL							
001-5555-580.22-10	RETIREMENT CONTRIBUTIONS	353,946	472,532	384,864	436,812	354,188	82,624-
LEVEL	TEXT						
1	REQUIRED CITY CONTRIBUTION GENERAL EMPLOYE PENSION PER FOSTER & FOSTER VALUATION AS OF 10/1/19					354,188	
	REQUIRED CITY CONTRIBUTION OPEB - OVER 5 YEARS PER FOSTER & FOSTER VALUATION AS OF 10/01/17					97,043	
	BUDGET REDUCTION FOR OPEB FUNDING					97,043-	
						354,188	
001-5555-580.22-30	STATE CONTRIBUTION FIRE	151,680	154,258	0	143,500	150,000	6,500
LEVEL	TEXT						
1	ESTIMATE PER FINANCE-PRELIMINARY JD 5-6-2020					150,000	
						150,000	
001-5555-580.22-40	STATE CONTRIBUTION POLICE	163,282	177,174	0	143,500	160,000	16,500
LEVEL	TEXT						
1	ESTIMATE PER FINANCE-PRELIMINARY JD 5-6-2020					160,000	
						160,000	
001-5555-580.25-10	UNEMPLOYMENT COMPENSATION	2,349	1,445	0	2,800	2,800	0
LEVEL	TEXT						
1	ESTIMATE PER FINANCE BK					2,800	
						2,800	
001-5555-580.31-10	PROFESSIONAL SERVICES	12,963	18,538	7,350	12,850	18,538	5,688
LEVEL	TEXT						
1	ANNUAL OPEB EVALUATION MUNICIPAL CODE					11,800	
						6,738	
						18,538	
001-5555-580.32-10	ACCOUNTING & AUDITING	58,750	54,000	63,500	59,500	70,000	10,500
LEVEL	TEXT						
1	JAMES MOORE & CO OPTIONAL EXTENSTION OF CONTRACT AUDIT PER RFP 19-FN-003 19/20 AMOUNT					51,500	

CITY OF EDGEWATER
DEPARTMENT BUDGET

PREPARED 08/21/20, 08:57:39

ACCOUNT NUMBER	ACCOUNT DESCRIPTION	FY2018 Actuals	FY2019 Actuals	Y-T-D Actuals	FY2020 Budget	FY2021 PROPOSED	COMPARATIVE VARIANCE
	FINANCIAL STATEMENT PREPARATION FEE			5,500			
	SINGLE AUDIT - FEDERAL			4,000			
	SINGLE AUDIT - STATE			4,000			
	CRA AUDIT			5,000			
				70,000			
001-5555-580.34-10	OTHER CONTRACTUAL SERVICE	29,316	87,154	25,395	46,950	28,661	18,289-
LEVEL	TEXT			TEXT AMT			
1	PEST CONTROL PER FINANCE TB 04-27-20			925			
	AC MAINT. PER FINANCE EST.-FILTERS, REPAIR			3,000			
	JANITORIAL EXPENSE PER FINANCE DEPT. EST 4-23-20			19,736			
	TURTLE MITIGATION						
	SCHOOL MARSHAL PROGRAM						
	WSBB DIEGEL COMMUNICATIONS			5,000			
				28,661			
001-5555-580.41-10	TELEPHONE	393	0	0	1,572	0	1,572-
001-5555-580.41-20	VOIP / NETWORK	57,497	64,299	48,533	61,300	58,200	3,100-
LEVEL	TEXT			TEXT AMT			
1	PER FINANCE DEPT. EST- 3/26/20 JD			58,200			
				58,200			
001-5555-580.41-40	PB POSTAGE METER LEASE	1,572	1,179	1,631	2,132	2,175	43
LEVEL	TEXT			TEXT AMT			
1	PRELIMINARY PER FINANCE TB 04-27-20			2,175			
				2,175			
001-5555-580.43-10	ELECTRIC	15,675	15,537	9,424	17,407	16,003	1,404-
LEVEL	TEXT			TEXT AMT			
1	PER FINANCE DEPT. EST- 3/26/20 JD			16,003			
				16,003			
001-5555-580.43-30	WATER / SEWER / TRASH	13,624	17,401	11,673	25,149	8,650	16,499-
LEVEL	TEXT			TEXT AMT			
1	PER FINANCE DEPT. EST- 3/26/20 JD			8,650			
				8,650			

CITY OF EDGEWATER
DEPARTMENT BUDGET

PREPARED 08/21/20, 08:57:39

ACCOUNT NUMBER	ACCOUNT DESCRIPTION	FY2018 Actuals	FY2019 Actuals	Y-T-D Actuals	FY2020 Budget	FY2021 PROPOSED	COMPARATIVE VARIANCE
001-5555-580.43-40	GAS	511	468	379	540	0	540-
001-5555-580.45-10	GENERAL LIABILITY	22,948	23,089	30,608	30,608	31,527	919
LEVEL	TEXT			TEXT	AMT		
1	PER FINANCE ESTIMATE 04.24.20 JD				31,527		
					31,527		
001-5555-580.45-15	PROPERTY	51,540	50,787	57,413	57,413	59,135	1,722
LEVEL	TEXT			TEXT	AMT		
1	PER FINANCE ESTIMATE 04.24.20 JD				59,135		
					59,135		
001-5555-580.45-20	PUBLIC OFFICIALS	18,011	18,615	21,952	21,952	22,611	659
LEVEL	TEXT			TEXT	AMT		
1	PER FINANCE ESTIMATE 04.24.20 JD				22,611		
					22,611		
001-5555-580.45-25	AUTOMOBILE	24,672	23,329	24,765	24,765	25,508	743
LEVEL	TEXT			TEXT	AMT		
1	PER FINANCE DEPT JD 5-20-20				25,508		
					25,508		
001-5555-580.45-30	CRIME/EMPLOYEE DISHONESTY	2,000	2,000	2,000	2,000	2,000	0
LEVEL	TEXT			TEXT	AMT		
1	PER FINANCE ESTIMATE 04.24.20 JD				2,000		
					2,000		
001-5555-580.45-35	ENVIRONMENTAL LIABILITY	3,668	3,787	3,787	3,787	3,787	0
LEVEL	TEXT			TEXT	AMT		
1	PER FINANCE ESTIMATE 04.24.20 JD				3,787		
					3,787		
001-5555-580.45-40	POLICE PROF LIABILITY	19,769	20,696	21,158	21,158	21,793	635
LEVEL	TEXT			TEXT	AMT		

CITY OF EDGEWATER
DEPARTMENT BUDGET

PREPARED 08/21/20, 08:57:39

ACCOUNT NUMBER	ACCOUNT DESCRIPTION	FY2018 Actuals	FY2019 Actuals	Y-T-D Actuals	FY2020 Budget	FY2021 PROPOSED	COMPARATIVE VARIANCE
1	PER FINANCE ESTIMATE 04.24.20 JD			21,793 21,793			
001-5555-580.45-50	POLICE AD&D	3,030	3,030	3,545	3,545	3,651	106
LEVEL	TEXT			TEXT AMT			
1	PER FINANCE ESTIMATE 04.24.20 JD			3,651 3,651			
001-5555-580.46-10	REPAIR & MAINTENANCE	16,495	34,774	44,358	58,781	27,285	31,496-
LEVEL	TEXT			TEXT AMT			
1	PER FINANCE DEPT. ESTIMATE - PRELIMINARY 4/26/17			22,955			
	PER FINANCE FIRE EXTINGUSHER TB 4-27-20			425			
	GENERATOR MAINT. PER FINANCE DEPT. ESTIMATE JD			305			
	PER FINANCE - PRELIMINARY AC MAINT; 4/24 JB			3,600 27,285			
001-5555-580.47-10	PRINTING & BINDING	0	226	0	500	0	500-
001-5555-580.47-20	COPIER	0	0	0	2,500	0	2,500-
001-5555-580.49-10	OTHER CHARGES/OBLIGATIONS	13,737	4,955	4,773	3,200	13,630	10,430
LEVEL	TEXT			TEXT AMT			
1	PARTOWNE INDUSTRIAL ANNUAL ASSESSMENT-UPDATED DLT			4,300			
	AFS, INC- UPDATED BY EDGEDLT			600			
	SIMPLE FILE JD 5-15-2020			8,730 13,630			
001-5555-580.49-20	BANK CHARGES	61,310	66,575	59,045	57,000	68,600	11,600
LEVEL	TEXT			TEXT AMT			
1	PER FINANCE DEPT. EST- PRELIMINARY 3/25/20 JD			68,600 68,600			
001-5555-580.49-30	INSURANCE DEDUCTIBLE	24,083	14,750	0	25,000	2,500	22,500-
LEVEL	TEXT			TEXT AMT			
1	PER FINANCE DEPT. ESTIMATE - PRELIMINARY 4/26/18			2,500 2,500			
001-5555-580.49-60	HURRICANE CHARGES MATTHEW	366	0	0	0	0	0

CITY OF EDGEWATER
DEPARTMENT BUDGET

PREPARED 08/21/20, 08:57:39

ACCOUNT NUMBER	ACCOUNT DESCRIPTION	FY2018 Actuals	FY2019 Actuals	Y-T-D Actuals	FY2020 Budget	FY2021 PROPOSED	COMPARATIVE VARIANCE
001-5555-580.49-61	HURRICANE CHARGES IRMA	396,740	0	0	0	0	0
001-5555-580.50-10	EDGEWATER TAX CONTRIBUTIO	60,174	85,486	116,568	119,851	194,182	74,331
LEVEL	TEXT						
1	PRELIMINARY TAX VALUE FROM PROPERTY APPRAISER ON 06.24.20 \$93,262,011 LESS BASE YEAR VALUE OF \$62,754,205 = INCREMENT VALUE \$30,507,806 PER THOUSAND @ 6.7 MILS @ 95%					194,182 194,182	
001-5555-580.51-10	OFFICE SUPPLIES	330	138	214	300	0	300-
001-5555-580.52-10	OPERATING SUPPLIES	8,407	4,311	6,787	6,000	7,500	1,500
LEVEL	TEXT						
1	PER FINANCE DEPT. ESTIMATE - PRELIMINARY 4/26/17					7,500 7,500	
001-5555-580.61-10	LAND	7,745	78,184	0	0	0	0
001-5555-580.64-10	MACHINERY & EQUIPMENT	171,141	49,867	87,297	209,000	80,500	128,500-
LEVEL	TEXT						
1	PW ASPHALT PLANER					24,000	
	BUDGET REDUCTION PW ASPHALT PLANER					24,000-	
	PW ASPHALT ROLLER					20,000	
	BUDGET REDUCTION PW ASPHALT ROLLER					20,000-	
	PW SIGN EQUIPMENT					20,000	
	BUDGET REDUCTION PW SIGN EQUIPMENT					20,000-	
	AIR PURIFYING RESPIRATOR - FDLE GRANT					15,500	
	COMMAND/DECONTAMINATION TRAILER - FDLE GRANT					65,000	
						80,500	
001-5555-580.64-20	MOTOR VEHICLES	1,155	169,093	18,991	668,810	125,600	543,210-
LEVEL	TEXT						
1	POLICE 4 CNT PATROL INTERCEPTOR GENTLY USED					125,600	
	BUILDING F-150					30,000	
	BUILDING F-150 REMOVE BUDGET					30,000-	
	PARKS & REC CREW CAB WITH DUMP BODY					70,000	
	PARKS & REC CREW CAB WITH DUMP BODY REMOVE BUDGET					70,000-	
	PARKS & REC 24 FOOT ENCLOSED TRAILER					8,000	

CITY OF EDGEWATER
DEPARTMENT BUDGET

PREPARED 08/21/20, 08:57:39

ACCOUNT NUMBER	ACCOUNT DESCRIPTION	FY2018 Actuals	FY2019 Actuals	Y-T-D Actuals	FY2020 Budget	FY2021 PROPOSED	COMPARATIVE VARIANCE
	PARKS & REC 24 FOOT ENCLOSED TRAILER REMOVE BUDGET			8,000-			
	PARKS & REC SKID STEER			60,000			
	PARKS & REC SKID STEER REMOVE BUDGET			60,000-			
	POLICE 2 CNT PATROL INTERCEPTOR ADDITION			118,600			
	POLICE 2 CNT PATROL INTERCEPTOR ADDITION REMOVE B			118,600-			
	POLICE 1 CNT F-150 CREW CAB 4X4 W/ TOW PKG			40,000			
	POLICE 1 CNT F-150 CREW CAB 4X4 W/ TOW PKG REMOVE			40,000-			
	POLICE 2 CNT FORD PICK UP POLICE PACKAGE			127,200			
	POLICE 2 CNT FORD PICK UP POLICE PACKAGE REMOVE BU			127,200-			
	POLICE 3 CNT PATROL INTERCEPTOR			141,750			
	POLICE 3 CNT PATROL INTERCEPTOR REMOVE BUDGET			141,750-			
	PUBLIC WORKS BUCKET TRUCK REPLACEMENT			150,000			
	PUBLIC WORKS BUCKET TRUCK REPLACEMENT			150,000-			
	PUBLIC WORKS F550 DUMP TRUCK ADDITIONAL			65,000			
	PUBLIC WORKS F550 DUMP TRUCK ADDITIONAL			65,000-			
				125,600			
001-5555-580.71-40	2016 VEH LSE AMER CAP	3,581	3,658	3,732	3,732	3,808	76
LEVEL	TEXT			TEXT AMT			
1	PER FINANCE DEPT JD 4-28-20			3,808			
				3,808			
001-5555-580.72-40	2016 VEH LSE AMER CAP	380	307	232	232	156	76-
LEVEL	TEXT			TEXT AMT			
1	PER FINANCE DEPT JD 4-28-20			156			
				156			
001-5555-580.72-45	BB&T FIRE TRK & PD 2020	22,783	0	11,215	1,590	0	1,590-
001-5555-580.72-48	STORMWATER FUND	5,138	0	0	0	0	0
001-5555-580.73-20	BOND ISSUANCE COST	0	0	24,060	30,000	0	30,000-
*		1,800,761	1,721,642	1,095,249	2,305,736	1,562,988	742,748-
001-5555-581.02-20	DEBT SERVICE	129,836	161,757	134,931	161,917	162,002	85
LEVEL	TEXT			TEXT AMT			
1	TRANSFER PARK LAND ACQUISITION DEBT 05.09.20 BV			162,002			
				162,002			
001-5555-581.03-31	CAPITAL FUND	96,271	63,303	1,144,398	1,267,398	0	1,267,398-
001-5555-581.04-50	PUBLIC WORKS COMPLEX	0	0	192,500	210,000	0	210,000-

CITY OF EDGEWATER
DEPARTMENT BUDGET

PREPARED 08/21/20, 08:57:39

ACCOUNT NUMBER	ACCOUNT DESCRIPTION	FY2018 Actuals	FY2019 Actuals	Y-T-D FY2020 Actuals	FY2020 Budget	FY2021 PROPOSED	COMPARATIVE VARIANCE
001-5555-581.05-01	MIS	674,817	612,240	531,343	645,548	689,276	43,728
LEVEL	TEXT						
1	OPERATIONS-PER FINANCE DEPT BV 05.21.2020						
*		900,924	837,300	2,003,172	2,284,863	851,278	1,433,585-
	001-5555-589.50-50 CHARTER RESERVE/STABILIZA	0	0	0	859,345	0	859,345-
*		0	0	0	859,345	0	859,345-
**	DEPARTMENTAL	2,701,685	2,558,942	3,098,421	5,449,944	2,414,266	3,035,678-
***	NON-	2,701,685	2,558,942	3,098,421	5,449,944	2,414,266	3,035,678-

CITY OF EDGEWATER
DEPARTMENT BUDGET

PREPARED 08/21/20, 08:57:39

ACCOUNT NUMBER	ACCOUNT DESCRIPTION	FY2018 Actuals	FY2019 Actuals	Y-T-D FY2020 Actuals	FY2020 Budget	FY2021 PROPOSED	COMPARATIVE VARIANCE
GROUND MAINTENANCE BEAUTIFICATION							
001-6010-541.12-10	REGULAR SALARIES	131,495	121,735	106,986	135,096	139,755	4,659
LEVEL	TEXT			TEXT AMT			
1	SALARIES PER EMPLOYEE BUDGET			152,880			
	LESS: OVERTIME			13,125-			
				139,755			
001-6010-541.13-10	OTHER SALARIES	175	0	0	0	0	0
001-6010-541.14-10	OVERTIME	969	11,933	4,183	1,955	13,125	11,170
LEVEL	TEXT			TEXT AMT			
1	OVERTIME PER EMPLOYEE BUDGET			13,125			
				13,125			
001-6010-541.15-60	BOOT ALLOWANCE	590	497	738	0	0	0
001-6010-541.21-10	FICA TAXES	8,026	8,158	6,817	8,208	8,665	457
001-6010-541.21-20	MEDICARE	1,877	1,908	1,594	1,920	2,026	106
001-6010-541.22-20	DCSE	15,494	15,730	13,352	16,212	16,771	559
001-6010-541.23-10	LIFE INS	498	497	491	616	621	5
001-6010-541.23-20	GROUP MEDICAL INSURANCE	45,397	37,273	32,422	52,739	38,072	14,667-
001-6010-541.23-21	HSA-EMPLOYER CONTRIBUTION	433	4,100	7,100	5,400	5,600	200
LEVEL	TEXT			TEXT AMT			
1	PER FINANCE DEPARTMENT - JD 5-1-2020			5,600			
				5,600			
001-6010-541.23-22	HRA-EMPLOYER CONTRIBUTION	250	0	0	500	250	250-
LEVEL	TEXT			TEXT AMT			
1	PER FINANCE ESTIMATE 03.31.20 JD			250			
				250			
001-6010-541.23-30	DENTAL INSURANCE	1,058	883	775	1,209	934	275-
001-6010-541.23-40	LT DISABILITY	929	911	885	1,126	1,110	16-

CITY OF EDGEWATER
DEPARTMENT BUDGET

PREPARED 08/21/20, 08:57:39

ACCOUNT NUMBER	ACCOUNT DESCRIPTION	FY2018 Actuals	FY2019 Actuals	Y-T-D Actuals	FY2020 Budget	FY2021 PROPOSED	COMPARATIVE VARIANCE
001-6010-541.23-60	BROKER & ADMIN FEES	1,045	1,176	1,022	1,170	1,305	135
LEVEL 1	TEXT PER FINANCE ESTIMATE 03.30.20 JD			TEXT AMT 1,305 1,305			
001-6010-541.24-10	WORKER'S COMPENSATION	5,938	4,410	3,221	3,901	5,147	1,246
001-6010-541.43-10	ELECTRIC	164,851	135,585	109,219	174,510	139,653	34,857-
LEVEL 1	TEXT PER FINANCE DEPT. EST- 3/26/20 JD			TEXT AMT 139,653 139,653			
001-6010-541.43-30	WATER / SEWER / TRASH	4,867	4,292	3,660	3,756	4,474	718
LEVEL 1	TEXT PER FINANCE DEPT. EST- 3/27/20 JD			TEXT AMT 4,474 4,474			
001-6010-541.46-10	REPAIR & MAINTENANCE	12,241	16,049	10,812	17,000	14,000	3,000-
LEVEL 1	TEXT MOWER & EQUIPMENT REPAIR & MAINTENANCE MOWER & EQUIPMENT REPAIR & MAINTENANCE REDUCTION			TEXT AMT 18,000 4,000- 14,000			
001-6010-541.46-20	FLEET CHARGES	12,970	13,464	11,851	15,510	16,799	1,289
LEVEL 1	TEXT PER FINANCE DEPARTMENT BV 05.21.2020			TEXT AMT 16,799 16,799			
001-6010-541.49-10	OTHER CHARGES/OBLIGATIONS	7,539	7,307	2,565	13,730	5,000	8,730-
LEVEL 1	TEXT NEW HIRE BACKGROUND CHECKS/DRUGSCREEN/PHYSICALS			TEXT AMT 5,000 5,000			
001-6010-541.52-10	OPERATING SUPPLIES	541	7,056	11,404	16,500	14,500	2,000-

CITY OF EDGEWATER
DEPARTMENT BUDGET

PREPARED 08/21/20, 08:57:39

ACCOUNT NUMBER	ACCOUNT DESCRIPTION	FY2018 Actuals	FY2019 Actuals	Y-T-D Actuals	FY2020 Budget	FY2021 PROPOSED	COMPARATIVE VARIANCE
LEVEL 1	TEXT FERTILIZER & PESTICIDE			TEXT AMT 14,500 14,500			
001-6010-541.52-20	UNLEADED & DIESEL	6,635	3,204	2,880	3,476	4,830	1,354
LEVEL 1	TEXT PER FINANCE DEPARTMENT - PRELIMINARY; 5/04 JB			TEXT AMT 4,830 4,830			
001-6010-541.52-30	UNIFORMS	0	0	840	1,600	1,400	200-
LEVEL 1	TEXT UNIFORMS			TEXT AMT 1,400 1,400			
001-6010-541.54-10	BOOKS, PUBS, SUBS, & MEM	0	0	0	500	500	0
LEVEL 1	TEXT MEMBERSHIPS			TEXT AMT 500 500			
001-6010-541.54-20	EDUCATIONAL DEVELOPMENT	0	0	0	1,000	1,000	0
LEVEL 1	TEXT EDUCATIONAL			TEXT AMT 1,000 1,000			
*		423,818	396,168	332,817	477,634	435,537	42,097-
**	BEAUTIFICATION	423,818	396,168	332,817	477,634	435,537	42,097-
***	GROUND MAINTENANCE	423,818	396,168	332,817	477,634	435,537	42,097-

CITY OF EDGEWATER
DEPARTMENT BUDGET

PREPARED 08/21/20, 08:57:39

ACCOUNT NUMBER	ACCOUNT DESCRIPTION	FY2018 Actuals	FY2019 Actuals	Y-T-D FY2020 Actuals	FY2020 Budget	FY2021 PROPOSED	COMPARATIVE VARIANCE
CULTURE / RECREATION ADMIN							
001-7210-572.12-10	REGULAR SALARIES	185,933	191,585	163,219	198,786	206,732	7,946
LEVEL	TEXT		TEXT AMT				
1	SALARIES PER EMPLOYEE BUDGET		207,106				
	LESS: OVERTIME		374-				
			206,732				
001-7210-572.13-10	OTHER SALARIES	425	605	470	600	600	0
001-7210-572.14-10	OVERTIME	23	508	257	3,099	374	2,725-
LEVEL	TEXT		TEXT AMT				
1	OVERTIME PER EMPLOYEE BUDGET		374				
			374				
001-7210-572.21-10	FICA TAXES	11,275	11,877	10,113	12,286	12,864	578
001-7210-572.21-20	MEDICARE	2,637	2,778	2,365	2,874	3,008	134
001-7210-572.22-20	DCSE	19,652	23,124	19,673	23,926	24,880	954
001-7210-572.23-10	LIFE INS	730	843	734	906	913	7
001-7210-572.23-20	GROUP MEDICAL INSURANCE	42,909	45,806	37,223	55,411	43,381	12,030-
001-7210-572.23-22	HRA-EMPLOYER CONTRIBUTION	178	300	0	750	750	0
LEVEL	TEXT		TEXT AMT				
1	PER FINANCE ESTIMATE 03.31.20 JD		750				
			750				
001-7210-572.23-30	DENTAL INSURANCE	1,823	1,704	1,353	1,677	1,607	70-
001-7210-572.23-40	LT DISABILITY	1,365	1,532	1,316	1,632	1,634	2
001-7210-572.23-60	BROKER & ADMIN FEES	1,031	1,483	1,201	1,528	1,430	98-
LEVEL	TEXT		TEXT AMT				
1	PER FINANCE ESTIMATE 03.30.20 JD		1,430				
			1,430				
001-7210-572.24-10	WORKER'S COMPENSATION	1,181	322	205	325	315	10-

CITY OF EDGEWATER
DEPARTMENT BUDGET

PREPARED 08/21/20, 08:57:39

ACCOUNT NUMBER	ACCOUNT DESCRIPTION	FY2018 Actuals	FY2019 Actuals	Y-T-D Actuals	FY2020 Budget	FY2021 PROPOSED	COMPARATIVE VARIANCE
001-7210-572.34-10	OTHER CONTRACTUAL SERVICE	50,149	51,997	41,791	50,649	50,649	0
LEVEL	TEXT			TEXT AMT			
1	PEST CONTROL PER FINANCE TB 04-27-20			149			
	SPRUCE MOUNTAIN MEDIA - EDGEFEST & SPECIAL EVENTS			50,000			
	OTHER			500			
				50,649			
001-7210-572.40-10	TRAVEL & PER DIEM	730	700	44	2,500	2,500	0
LEVEL	TEXT			TEXT AMT			
1	NATIONAL PARKS & RECREATION CONFERENCE			2,000			
	OTHER			500			
				2,500			
001-7210-572.41-10	TELEPHONE	224	207	156	210	228	18
LEVEL	TEXT			TEXT AMT			
1	PER FINANCE DEPT. EST- 3/26/20 JD			228			
				228			
001-7210-572.41-15	CELLULAR	629	1,339	887	1,060	1,070	10
LEVEL	TEXT			TEXT AMT			
1	PER FINANCE DEPT. EST- 3/26/20 JD			1,070			
				1,070			
001-7210-572.41-40	POSTAGE	182	20	113	50	100	50
LEVEL	TEXT			TEXT AMT			
1	PRELIMINARY PER FINANCE TB 04-27-20			100			
				100			
001-7210-572.43-30	WATER / SEWER / TRASH	1,472	2,137	1,340	1,416	2,094	678
LEVEL	TEXT			TEXT AMT			
1	PER FINANCE DEPT. EST 3/27/20 JD			2,094			
				2,094			
001-7210-572.44-20	OPERATING LEASES	48	48	36	48	48	0

CITY OF EDGEWATER
DEPARTMENT BUDGET

PREPARED 08/21/20, 08:57:39

ACCOUNT NUMBER	ACCOUNT DESCRIPTION	FY2018 Actuals	FY2019 Actuals	Y-T-D Actuals	FY2020 Budget	FY2021 PROPOSED	COMPARATIVE VARIANCE
LEVEL 1	TEXT PER FINANCE - WATER COOLER RENTAL			48 48			
001-7210-572.46-10	REPAIR & MAINTENANCE	116	5,007	2,728	1,000	5,000	4,000
LEVEL 1	TEXT ADMIN OFFICE CARPET, PAINT, WOOD ROT REPAIRS			5,000 5,000			
001-7210-572.47-10	PRINTING & BINDING	230	0	0	16,000	5,000	11,000-
LEVEL 1	TEXT PRINTING AND BINDING			5,000 5,000			
001-7210-572.47-20	COPIER	3,521	4,358	3,328	4,300	4,300	0
LEVEL 1	TEXT PER FINANCE TB 04-27-20			4,300 4,300			
001-7210-572.48-10	PROMOTIONAL ACTIVITIES	19,236	16,267	4,206	5,000	5,000	0
LEVEL 1	TEXT CHRISTMAS PARADE, FIREWORKS, OTHER			5,000 5,000			
001-7210-572.48-15	EVENTS COORDINATOR	0	0	0	0	1,000	1,000
001-7210-572.48-16	EDGEFEST	0	6,754	7,043	10,000	6,500	3,500-
LEVEL 1	TEXT EDGEFEST SERIES OF EVENTS BUDGET REDUCTION 5-15-2020			10,000 3,500- 6,500			
001-7210-572.49-10	OTHER CHARGES/OBLIGATIONS	40	223	0	1,160	1,000	160-
LEVEL 1	TEXT HEALTH DEPARTMENT			250			

CITY OF EDGEWATER
DEPARTMENT BUDGET

PREPARED 08/21/20, 08:57:39

ACCOUNT NUMBER	ACCOUNT DESCRIPTION	FY2018 Actuals	FY2019 Actuals	Y-T-D Actuals	FY2020 Budget	FY2021 PROPOSED	COMPARATIVE VARIANCE
	VCRDA			500			
	OTHER			250			
				1,000			
001-7210-572.51-10	OFFICE SUPPLIES	934	1,705	602	3,000	1,700	1,300-
LEVEL	TEXT			TEXT AMT			
1	OFFICE SUPPLIES			3,000			
	BUDGET REDUCTION 5-15-2020			1,300-			
				1,700			
001-7210-572.52-10	OPERATING SUPPLIES	388	5,453	728	3,065	1,565	1,500-
LEVEL	TEXT			TEXT AMT			
1	PER FINANCE - BOTTLED WATER - TB 04-27-20			65			
	OPERATING SUPPLIES			3,000			
	BUDGET REDUCTION 5-15-2020			1,500-			
				1,565			
001-7210-572.52-20	UNLEADED & DIESEL	0	0	0	0	1,575	1,575
LEVEL	TEXT			TEXT AMT			
1	PER FINANCE DEPARTMENT - PRELIMINARY; 5/04 JB			1,575			
				1,575			
001-7210-572.52-30	UNIFORMS	0	269	268	300	250	50-
LEVEL	TEXT			TEXT AMT			
1	ADMIN SHIRTS			500			
	BUDGET REDUCTION 5-15-2020			250-			
				250			
001-7210-572.54-10	BOOKS, PUBS, SUBS, & MEM	752	1,463	931	1,040	790	250-
LEVEL	TEXT			TEXT AMT			
1	NATIONAL RECREATION & PARK ASSOCIATION(DIR&ASSTDIR			340			
	FLORIDA RECREATION & PARK ASSOCIATION(DIR&ASSTDIR)			320			
	SPORTS TURF MGMT ASSOC (ASST.DIR)			130			
	ASST DIRECTOR - PESTICIDE / FERT LICENSE RENEWAL			250			
	ASST DIR - PESTICIDE / FERT LIC RENEW REDUCTION			250-			
				790			
001-7210-572.54-20	EDUCATIONAL DEVELOPMENT	650	2,058	860	2,250	2,100	150-

CITY OF EDGEWATER
DEPARTMENT BUDGET

PREPARED 08/21/20, 08:57:39

ACCOUNT NUMBER	ACCOUNT DESCRIPTION	FY2018 Actuals	FY2019 Actuals	Y-T-D FY2020 Actuals	FY2020 Budget	FY2021 PROPOSED	COMPARATIVE VARIANCE
LEVEL	TEXT			TEXT AMT			
1	NATIONAL PARKS & RECREATION CONFERENCE			1,600			
	OTHER			500			
				2,100			
*		348,463	382,472	303,190	406,848	390,957	15,891-
**	ADMIN	348,463	382,472	303,190	406,848	390,957	15,891-

CITY OF EDGEWATER
DEPARTMENT BUDGET

PREPARED 08/21/20, 08:57:39

ACCOUNT NUMBER	ACCOUNT DESCRIPTION	FY2018 Actuals	FY2019 Actuals	Y-T-D Actuals	FY2020 Budget	FY2021 PROPOSED	COMPARATIVE VARIANCE
OPERATIONS							
001-7220-572.12-10	REGULAR SALARIES	266,055	311,665	332,477	543,533	537,139	6,394-
LEVEL	TEXT		TEXT AMT				
1	SALARIES PER EMPLOYEE BUDGET		566,654				
	LESS: OVERTIME		29,515-				
			537,139				
001-7220-572.13-10	OTHER SALARIES	262	0	0	0	302	302
001-7220-572.14-10	OVERTIME	1,496	17,644	13,664	3,890	29,515	25,625
LEVEL	TEXT		TEXT AMT				
1	OVERTIME PER EMPLOYEE BUDGET		29,515				
			29,515				
001-7220-572.15-60	BOOT ALLOWANCE	810	1,040	799	0	0	0
001-7220-572.21-10	FICA TAXES	15,469	19,428	20,548	31,732	32,624	892
001-7220-572.21-20	MEDICARE	3,617	4,544	4,806	7,421	7,630	209
001-7220-572.22-20	DCSE	29,399	33,791	35,044	51,457	57,101	5,644
001-7220-572.23-10	LIFE INS	878	1,174	1,290	1,955	2,115	160
001-7220-572.23-20	GROUP MEDICAL INSURANCE	92,766	95,753	97,540	172,176	164,574	7,602-
001-7220-572.23-21	HSA-EMPLOYER CONTRIBUTION	3,174	4,375	10,617	4,100	14,200	10,100
LEVEL	TEXT		TEXT AMT				
1	PER FINANCE ESTIMATE 03.30.20 JD		14,200				
			14,200				
001-7220-572.23-22	HRA-EMPLOYER CONTRIBUTION	633	401	0	1,500	1,750	250
LEVEL	TEXT		TEXT AMT				
1	PER FINANCE ESTIMATE 03.31.20 JD		1,750				
			1,750				
001-7220-572.23-30	DENTAL INSURANCE	2,050	2,130	2,148	4,329	4,066	263-
001-7220-572.23-40	LT DISABILITY	1,649	2,151	2,322	3,566	3,785	219

CITY OF EDGEWATER
DEPARTMENT BUDGET

PREPARED 08/21/20, 08:57:39

ACCOUNT NUMBER	ACCOUNT DESCRIPTION	FY2018 Actuals	FY2019 Actuals	Y-T-D Actuals	FY2020 Budget	FY2021 PROPOSED	COMPARATIVE VARIANCE
001-7220-572.23-60	BROKER & ADMIN FEES	2,345	3,008	3,054	2,806	3,443	637
LEVEL	TEXT			TEXT AMT			
1	PER FINANCE ESTIMATE 03.30.20 JD			3,443			
				3,443			
001-7220-572.24-10	WORKER'S COMPENSATION	10,498	10,935	10,026	12,208	16,127	3,919
001-7220-572.34-10	OTHER CONTRACTUAL SERVICE	659	659	614	6,741	3,657	3,084-
LEVEL	TEXT			TEXT AMT			
1	PEST CONTROL PER FINANCE TB 04-27-20			659			
	PORT-O-LET COW CREEK ROAD			850			
	LAKE DOCTORS - POND HEALTH MAINTENANCE			2,148			
	AC MAINTENANCE CONTRACT YMCA			3,000			
	AC MAINTENANCE CONTRACT YMCA REDUCTION			3,000-			
				3,657			
001-7220-572.40-10	TRAVEL & PER DIEM	121	198	0	300	250	50-
LEVEL	TEXT			TEXT AMT			
1	TRAVEL & PER DIEM			500			
	BUDGET REDUCTION 5-15-2020			250-			
				250			
001-7220-572.41-10	TELEPHONE	673	621	468	630	672	42
LEVEL	TEXT			TEXT AMT			
1	PER FINANCE DEPT. EST- 3/26/20 JD			672			
				672			
001-7220-572.41-20	VOIP / NETWORK	0	606	2,678	0	3,300	3,300
LEVEL	TEXT			TEXT AMT			
1	PER FINANCE DEPT. EST- 3/26/20 JD			3,300			
				3,300			
001-7220-572.41-40	POSTAGE	0	57	0	0	0	0
001-7220-572.43-10	ELECTRIC	36,045	45,660	33,883	75,367	47,030	28,337-
LEVEL	TEXT			TEXT AMT			

CITY OF EDGEWATER
DEPARTMENT BUDGET

PREPARED 08/21/20, 08:57:39

ACCOUNT NUMBER	ACCOUNT DESCRIPTION	FY2018 Actuals	FY2019 Actuals	Y-T-D Actuals	FY2020 Budget	FY2021 PROPOSED	COMPARATIVE VARIANCE
1	PER FINANCE DEPT. EST- 3/26/20 JD		47,030	47,030			
001-7220-572.43-30	WATER / SEWER / TRASH	53,731	55,908	42,605	90,505	56,568	33,937-
LEVEL	TEXT		TEXT	AMT			
1	PER FINANCE DEPT. EST- 3/27/20 JD			56,568			
				56,568			
001-7220-572.44-10	RENT	159	0	0	0	0	0
001-7220-572.46-10	REPAIR & MAINTENANCE	116,817	147,439	119,436	191,730	144,748	46,982-
LEVEL	TEXT		TEXT	AMT			
1	TRAIL MAINTENANCE DALE TO 10TH ST			5,000			
	TRAIL MAINTENANCE DALE TO 10TH ST REDUCTION			2,500-			
	VANDALISM REPAIRS			7,000			
	VANDALISM REPAIRS REDUCTION			2,000-			
	EQUIPMENT REPAIRS & MAINTENANCE			10,000			
	EQUIPMENT REPAIRS & MAINTENANCE REDUCTION			2,500-			
	YMCA BUILDING MAINTENANCE & REPAIRS			10,000			
	IRRIGATION SYSTEMS REPAIRS & MAINTENANCE			5,000			
	PARK REPAIRS & MAINTENANCE			7,000			
	PARK REPAIRS & MAINTENANCE REDUCTION			2,000-			
	PLAYGROUND EQUIPMENT REPAIRS & MAINTENANCE			7,000			
	PLAYGROUND EQUIPMENT REPAIRS & MAINTENANCE REDUCT			2,000-			
	FENCE REPAIRS & MAINTENANCE			5,000			
	PLANT REPLACEMENT			6,000			
	PLANT REPLACEMENT REDUCTION			1,000-			
	PARK SIGNAGE MAINTENANCE			5,000			
	EVENT PREPARATION & SUPPORT			5,000			
	LIGHTING REPAIRS & MAINTENANCE			5,000			
	GENERAL MAINTENANCE & REPAIRS			2,000			
	MANGO & 22ND PARK FOUNTAIN MAINTENANCE			1,000			
	UMBRELLA PARK MAINTENANCE			1,000			
	DUCK POND FOUNTAIN MAINTENANCE			1,000			
	ROTARY PARK - MAINTENANCE FOR EQUIPMENT & MULCH			8,000			
	MULCH CITY-WIDE			17,500			
	KENNEDY PARK MAINTENANCE			8,000			
	MENARD MAY PARK MAINTENANCE			8,000			
	MENARD MAY PARK MAINTENANCE REDUCTION			3,000-			
	RIVERSIDE PARK FITNESS TRAIL MAINTENANCE			2,000			
	HAWKS PARK FOOT BRIDGE REPAIRS			2,000			
	HAWKS PARK FOOT BRIDGE REPAIRS REDUCTION			1,000-			
	WSP SPLASH PAD MAINT CONTRACT BPO 10117			25,000			
	WSP VANDALISM AND MAINTENANCE			7,000			

CITY OF EDGEWATER
DEPARTMENT BUDGET

PREPARED 08/21/20, 08:57:39

ACCOUNT NUMBER	ACCOUNT DESCRIPTION	FY2018 Actuals	FY2019 Actuals	Y-T-D Actuals	FY2020 Budget	FY2021 PROPOSED	COMPARATIVE VARIANCE
	WSP VANDALISM AND MAINTENANCE REDUCTION			2,000-			
	PER FINANCE - PRELIMINARY AC MAINT; 4/24 JB			3,000			
	HVAC MAINTENANCE AGREEMENT			248			
				144,748			
001-7220-572.46-20	FLEET CHARGES	23,760	31,638	24,733	33,617	35,765	2,148
LEVEL	TEXT			TEXT AMT			
1	PER FINANCE DEPARTMENT BV 05.21.2020			35,765			
				35,765			
001-7220-572.47-20	COPIER	0	0	0	500	500	0
LEVEL	TEXT			TEXT AMT			
1	PRINT HR NOTIFICATIONS FOR THE SHOP			500			
				500			
001-7220-572.48-10	PROMOTIONAL ACTIVITIES	748	0	375	250	250	0
LEVEL	TEXT			TEXT AMT			
1	BEAUTIFICATION AWARDS SIGNS			250			
				250			
001-7220-572.49-10	OTHER CHARGES/OBLIGATIONS	1,809	2,160	802	500	500	0
LEVEL	TEXT			TEXT AMT			
1	OTHER CHARGES			500			
				500			
001-7220-572.52-10	OPERATING SUPPLIES	28,526	37,862	44,507	63,500	25,500	38,000-
LEVEL	TEXT			TEXT AMT			
1	PAPER PRODUCTS			3,000			
	PAPER PRODUCTS REDUCTION			1,000-			
	CLEANING SUPPLIES			3,000			
	CLEANING SUPPLIES REDUCTION			1,000-			
	GLOVES			1,000			
	SAFETY EQUIPMENT			4,000			
	SAFETY EQUIPMENT REDUCTION			2,000-			
	OUTDOOR EQUIPMENT			5,000			
	OUTDOOR EQUIPMENT REDUCTION			3,000-			
	FERTILIZER & PESTICIDE			33,500			
	FERTILIZER & PESTICIDE REDUCTION			19,000-			

CITY OF EDGEWATER
DEPARTMENT BUDGET

PREPARED 08/21/20, 08:57:39

ACCOUNT NUMBER	ACCOUNT DESCRIPTION	FY2018 Actuals	FY2019 Actuals	Y-T-D Actuals	FY2020 Budget	FY2021 PROPOSED	COMPARATIVE VARIANCE
	CHRISTMAS FLAGS			2,000 25,500			
001-7220-572.52-20	UNLEADED & DIESEL	20,318	22,959	15,351	38,025	20,714	17,311-
LEVEL	TEXT			TEXT AMT			
1	PER FINANCE DEPARTMENT - PRELIMINARY; 5/04 JB			20,714 20,714			
001-7220-572.52-30	UNIFORMS	2,686	889	6,029	7,100	7,000	100-
LEVEL	TEXT			TEXT AMT			
1	UNIFORMS			7,000 7,000			
001-7220-572.54-20	EDUCATIONAL DEVELOPMENT	1,126	994	0	5,000	3,225	1,775-
LEVEL	TEXT			TEXT AMT			
1	PESTICIDE / FERT CERT			250			
	IRRIGATION CERTIFICATIONS			475			
	SUPERVISOR TRAINING			1,000			
	CERTIFIED POOL OPERATOR (SPLASH PARK)			1,000			
	OTHER			500			
				3,225			
001-7220-572.64-20	MOTOR VEHICLES	0	0	39	0	5,000	5,000
LEVEL	TEXT			TEXT AMT			
1	EQUIPMENT, MACHINERY & TOOLS			5,000 5,000			
*		718,279	855,689	825,855	1,354,438	1,229,050	125,388-
**	OPERATIONS	718,279	855,689	825,855	1,354,438	1,229,050	125,388-

CITY OF EDGEWATER
DEPARTMENT BUDGET

PREPARED 08/21/20, 08:57:39

ACCOUNT NUMBER	ACCOUNT DESCRIPTION	FY2018 Actuals	FY2019 Actuals	Y-T-D Actuals	FY2020 Budget	FY2021 PROPOSED	COMPARATIVE VARIANCE
DEBT SERVICE							
001-7225-580.71-33	AEBI LOAN	22,603	23,195	23,803	23,803	24,426	623
LEVEL	TEXT			TEXT	AMT		
1	PER FINANCE DEPT JD 4-28-20				24,426		
					24,426		
001-7225-580.71-37	BBT VEHICLE LEASE 2013	11,891	0	0	0	0	0
001-7225-580.71-40	2016 VEH LSE AMER CAP	6,019	6,147	6,272	6,272	6,400	128
LEVEL	TEXT			TEXT	AMT		
1	PER FINANCE DEPT JD 4-28-20				6,400		
					6,400		
001-7225-580.72-33	AEBI LOAN	3,119	2,527	1,920	1,920	1,296	624-
LEVEL	TEXT			TEXT	AMT		
1	PER FINANCE DEPT JD 4-28-20				1,296		
					1,296		
001-7225-580.72-37	BBT VEHICLE LEASE 2013	177	0	0	0	0	0
001-7225-580.72-40	2016 VEH LSE AMER CAP	638	516	391	391	263	128-
LEVEL	TEXT			TEXT	AMT		
1	PER FINANCE DEPT JD 4-28-20				263		
					263		
*		44,447	32,385	32,386	32,386	32,385	1-
**	DEBT SERVICE	44,447	32,385	32,386	32,386	32,385	1-
***	CULTURE / RECREATION	1,111,189	1,270,546	1,161,431	1,793,672	1,652,392	141,280-
****	GENERAL FUND	14,356,292	15,051,803	13,833,276	20,072,418	17,161,126	2,911,292-



SPECIAL REVENUE FUNDS

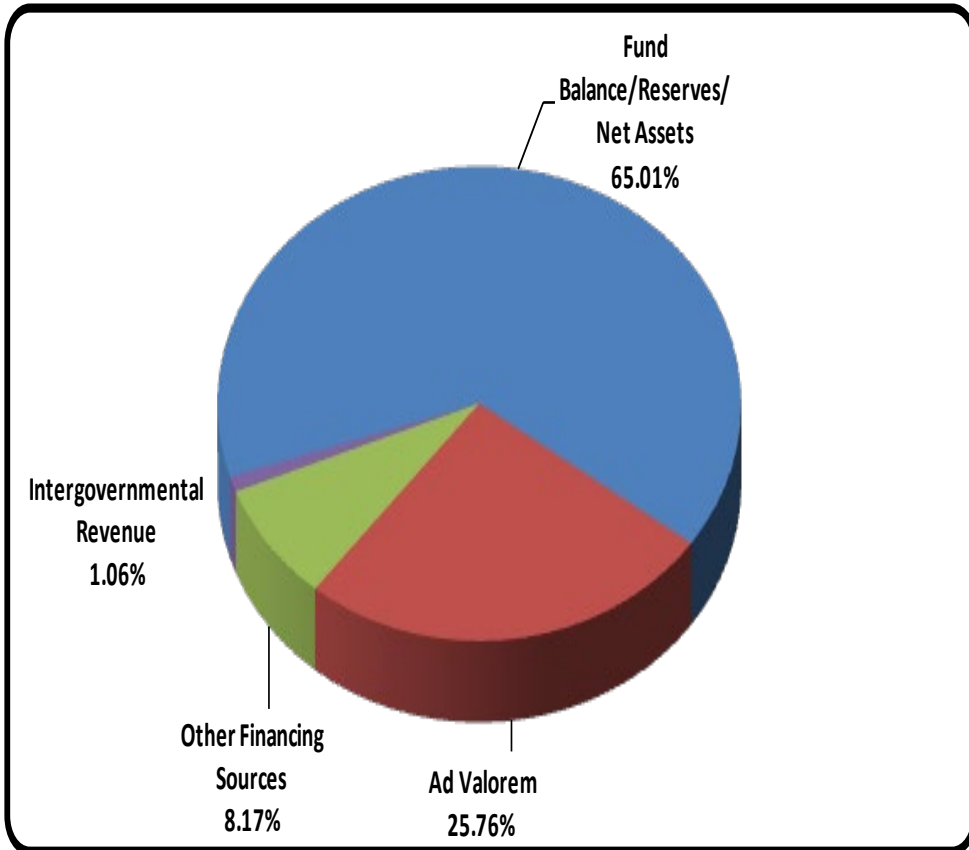
FISCAL YEAR 2020-2021



	114	115	116	117	118	119	120	122	125	
	GRANTS	SPECIAL LAW	TRANSPORTATION	POLICE	FIRE	RECREATION	SCHOLARSHIP	TREE	EDGEWATER	
	FUND	ENFORCEMENT	IMPACT FEE	IMPACT FEE	IMPACT FEE	IMPACT FEE	FUND	MIGATION	CRA	TOTAL
Special Revenue Funds										
ESTIMATED REVENUES:										
Charges For Services	-	-	-	-	-	-	-	-	-	-
Debt Proceeds	-	-	-	-	-	-	-	-	-	-
Transfers In	-	-	-	-	-	-	-	-	-	-
Fund Balance/Reserves/Net Assets	-	50,000	350,000	20,000	50,000	130,000	6,000	70,482	178,875	855,357
Intergovernmental Revenue	13,914	-	-	-	-	-	-	-	-	13,914
Other Financing Sources	-	-	82,500	-	-	20,000	5,000	-	-	107,500
Physical Environment	-	-	-	-	-	-	-	-	-	-
Other Uses	-	-	-	-	-	-	-	-	-	-
Transfers Out	-	-	-	-	-	-	-	-	-	-
Fund Balances/Reserves/Net Assets	-	-	-	-	-	-	-	-	-	-
Ad Valorem	-	-	-	-	-	-	-	-	338,861	338,861
Sales And Use Taxes	-	-	-	-	-	-	-	-	-	-
Franchise Fees	-	-	-	-	-	-	-	-	-	-
Utility Services Tax	-	-	-	-	-	-	-	-	-	-
Communication Service Tax	-	-	-	-	-	-	-	-	-	-
Licenses & Permits	-	-	-	-	-	-	-	-	-	-
Special Assessments	-	-	-	-	-	-	-	-	-	-
Fines & Forfeitures	-	-	-	-	-	-	-	-	-	-
Total Estimated Revenues	13,914	50,000	432,500	20,000	50,000	150,000	11,000	70,482	517,736	1,315,632
ESTIMATED EXPENDITURES / EXPENSES:										
Salaries And Benefits	-	-	-	-	-	-	-	-	-	-
Operating	13,914	50,000	-	-	-	-	11,000	70,482	10,000	155,396
Capital Purchases	-	-	-	-	25,830	-	-	-	507,736	533,566
Depreciation	-	-	-	-	-	-	-	-	-	-
Renewal And Replacement	-	-	-	-	-	-	-	-	-	-
Mis Transfers	-	-	-	-	-	-	-	-	-	-
Debt Service	-	-	-	-	-	-	-	-	-	-
Current Year Unreserved	-	-	432,500	20,000	24,170	150,000	-	-	-	626,670
Total Expenditures / Expenses	13,914	50,000	432,500	20,000	50,000	150,000	11,000	70,482	517,736	1,315,632



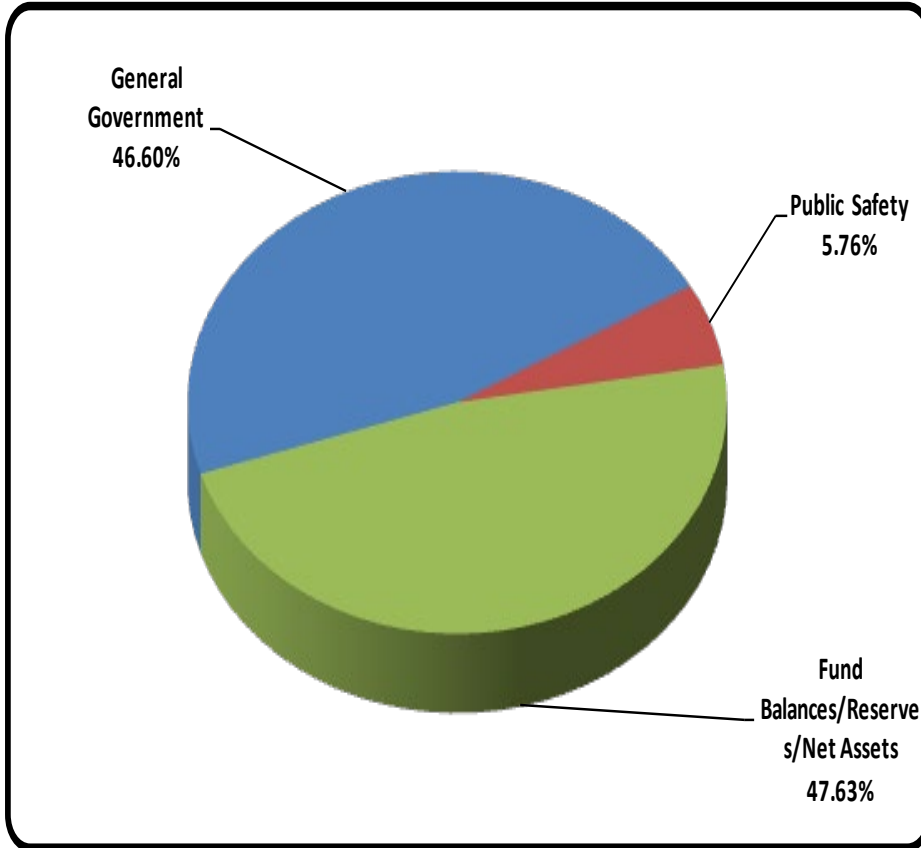
SPECIAL REVENUE FUNDS - REVENUES



	<u>BUDGET</u>	<u>PERCENT REVENUES</u>
Fund Balance/Reserves/Net Assets	855,357	65.01%
Ad Valorem	338,861	25.76%
Other Financing Sources	107,500	8.17%
Intergovernmental Revenue	13,914	1.06%
TOTAL AVAILABLE RESOURCES	<u>\$ 1,315,632</u>	<u>100.00%</u>



SPECIAL REVENUE FUNDS - EXPENSES



	PERCENT	
	BUDGET	EXPENSES
General Government	613,132	46.60%
Public Safety	75,830	5.76%
Fund Balances/Reserves/Net Assets	626,670	47.63%
TOTAL AVAILABLE RESOURCES	\$ 1,315,632	100.00%



114 – GRANTS



114 – GRANTS REVENUE

CITY OF EDGEWATER
FUND REVENUE

PREPARED 08/21/20, 08:57:46

ACCOUNT NUMBER	ACCOUNT DESCRIPTION	FY2018 Actuals	FY2019 Actuals	Y-T-D FY2020 Actuals	FY2020 Budget	FY2021 PROPOSED	COMPARATIVE VARIANCE
GRANTS FUND							
114-0000-331.71-20	CDBG - HUMAN SERVICES	0	13,984	0	13,914	13,914	0
LEVEL	TEXT			TEXT AMT			
1	PER FINANCE DEPARTMENT -CDBG AWARD 5-6-2020			13,914			
				13,914			
*	INTERGOVERNMENTAL REVENUE	0	13,984	0	13,914	13,914	0
**	GRANTS FUND	0	13,984	0	13,914	13,914	0



114 – GRANTS EXPENSE

CITY OF EDGEWATER
DEPARTMENT BUDGET

PREPARED 08/21/20, 08:57:39

ACCOUNT NUMBER	ACCOUNT DESCRIPTION	FY2018 Actuals	FY2019 Actuals	Y-T-D FY2020 Actuals	FY2020 Budget	FY2021 PROPOSED	COMPARATIVE VARIANCE
GRANTS FUND							
NON-							
DEPARTMENTAL							
114-5555-580.49-10	OTHER CHARGES/OBLIGATIONS	0	13,984	9,720	13,914	13,914	0
LEVEL	TEXT			TEXT	AMT		
1	PER FINANCE DEPARTMENT -CDBG AWARD B&G 5-8-2020				13,914		
					13,914		
*		0	13,984	9,720	13,914	13,914	0
114-5555-581.10-01	GENERAL FUND	10,626	0	0	0	0	0
*		10,626	0	0	0	0	0
**	DEPARTMENTAL	10,626	13,984	9,720	13,914	13,914	0
***	NON-	10,626	13,984	9,720	13,914	13,914	0
****	GRANTS FUND	10,626	13,984	9,720	13,914	13,914	0



115 – SPECIAL LAW ENFORCEMENT TRUST



115 – SPECIAL LAW ENFORCEMENT TRUST
REVENUE

CITY OF EDGEWATER
FUND REVENUE

PREPARED 08/21/20, 08:57:46

ACCOUNT NUMBER	ACCOUNT DESCRIPTION	FY2018 Actuals	FY2019 Actuals	Y-T-D FY2020 Actuals	FY2020 Budget	FY2021 PROPOSED	COMPARATIVE VARIANCE
SPECIAL LAW ENFORCEMENT							
115-0000-351.50-10	DARE	6,694	0	77	0	0	0
115-0000-351.51-10	SPECIAL LAW ENF PROCEEDS	500	110	0	0	0	0
115-0000-356.01-00	FORFEITURE FUNDING-STATE	7,015	1,403	0	0	0	0
115-0000-358.20-00	LAW ENFORCEMENT	0	0	6,536	0	0	0
*	FINES & FORFEITS	14,209	1,513	6,613	0	0	0
115-0000-361.10-10	INTEREST	108	114	75	0	0	0
115-0000-366.10-10	CONTRIBUTIONS / DONATIONS	50	200	50	0	0	0
*	MISC. REVENUE	158	314	125	0	0	0
115-0000-389.90-11	UNRESERVED GOVERNMENTAL	0	0	0	81,578	50,000	31,578-
LEVEL	TEXT			TEXT AMT			
1	ESTIMATE PER FINANCE 05/08/20			50,000			
				50,000			
*	OTHER SOURCES	0	0	0	81,578	50,000	31,578-
**	SPECIAL LAW ENFORCEMENT	14,367	1,827	6,738	81,578	50,000	31,578-



115 – SPECIAL LAW ENFORCEMENT TRUST
EXPENSE

CITY OF EDGEWATER
DEPARTMENT BUDGET

PREPARED 08/21/20, 08:57:39

ACCOUNT NUMBER	ACCOUNT DESCRIPTION	FY2018 Actuals	FY2019 Actuals	Y-T-D Actuals	FY2020 Budget	FY2021 PROPOSED	COMPARATIVE VARIANCE
SPECIAL LAW ENFORCEMENT							
NON-							
DEPARTMENTAL							
115-5555-580.49-10	OTHER CHARGES/OBLIGATIONS	0	0	10,000	10,000	50,000	40,000
LEVEL	TEXT			TEXT	AMT		
1	METAL TRAINING BUILDING W/ CONCRETE SLAB; JB 5/05				35,000		
	TRAINING CLASSROOM; JB 5/05				15,000		
					50,000		
*		0	0	10,000	10,000	50,000	40,000
	115-5555-589.10-01	0	0	0	71,578	0	71,578-
	CURRENT YEAR UNRESERVED						
*		0	0	0	71,578	0	71,578-
**	DEPARTMENTAL	0	0	10,000	81,578	50,000	31,578-
***	NON-	0	0	10,000	81,578	50,000	31,578-
****	SPECIAL LAW ENFORCEMENT	0	0	10,000	81,578	50,000	31,578-



116 – TRANSPORTATION IMPACT FEE



116 – TRANSPORTATION IMPACT FEE REVENUE

CITY OF EDGEWATER
FUND REVENUE

PREPARED 08/21/20, 08:57:46

ACCOUNT NUMBER	ACCOUNT DESCRIPTION	FY2018 Actuals	FY2019 Actuals	Y-T-D Actuals	FY2020 Budget	FY2021 PROPOSED	COMPARATIVE VARIANCE
TRANSPORTATION IMPACT FEE							
116-0000-361.10-10	INTEREST	319	412	377	0	0	0
116-0000-363.20-10	SIDEWALK FEE	2,400	3,367	65,215	0	2,500	2,500
LEVEL	TEXT			TEXT AMT			
1	PER FINANCE ESTIMATE 05.8.20 JD			2,500			
				2,500			
116-0000-363.80-10	ROAD IMPACT FEE	126,643	93,289	137,881	85,000	80,000	5,000-
LEVEL	TEXT			TEXT AMT			
1	PER FINANCE ESTIMATE 05.8.20 JD			80,000			
				80,000			
*	MISC. REVENUE	129,362	97,068	203,473	85,000	82,500	2,500-
116-0000-389.90-11	UNRESERVED GOVERNMENTAL	0	0	0	180,000	350,000	170,000
LEVEL	TEXT			TEXT AMT			
1	ESTIMATE PER FINANCE 05/08/20			350,000			
				350,000			
*	OTHER SOURCES	0	0	0	180,000	350,000	170,000
**	TRANSPORTATION IMPACT FEE	129,362	97,068	203,473	265,000	432,500	167,500



116 – TRANSPORTATION IMPACT FEE EXPENSE

CITY OF EDGEWATER
DEPARTMENT BUDGET

PREPARED 08/21/20, 08:57:39

ACCOUNT NUMBER	ACCOUNT DESCRIPTION	FY2018 Actuals	FY2019 Actuals	Y-T-D FY2020 Actuals	FY2020 Budget	FY2021 PROPOSED	COMPARATIVE VARIANCE
TRANSPORTATION IMPACT FEE							
NON-							
DEPARTMENTAL							
116-5555-581.03-31	CAPITAL FUND	0	120,009	0	0	0	0
*		0	120,009	0	0	0	0
116-5555-589.10-01	CURRENT YEAR UNRESERVED	0	0	0	265,000	432,500	167,500
LEVEL	TEXT						
1	ESTIMATE PER FINANCE 05.09.2020						
	PROJECTS NOT YET DETERMINED 05.09.2020						
*		0	0	0	265,000	432,500	167,500
**	DEPARTMENTAL	0	120,009	0	265,000	432,500	167,500
***	NON-	0	120,009	0	265,000	432,500	167,500
****	TRANSPORTATION IMPACT FEE	0	120,009	0	265,000	432,500	167,500



117 –POLICE IMPACT FEE FUND



117 –POLICE IMPACT FEE FUND REVENUE

CITY OF EDGEWATER
FUND REVENUE

PREPARED 08/21/20, 08:57:46

ACCOUNT NUMBER	ACCOUNT DESCRIPTION	FY2018 Actuals	FY2019 Actuals	Y-T-D FY2020 Actuals	FY2020 Budget	FY2021 PROPOSED	COMPARATIVE VARIANCE
POLICE IMPACT FEE							
117-0000-361.10-10	INTEREST	93	40	28	0	0	0
117-0000-363.40-10	POLICE IMPACT FEE	21,646	13,205	30,205	14,000	0	14,000-
LEVEL	TEXT			TEXT AMT			
1	PER FINANCE ESTIMATE 05.08.20 JD						
*	MISC. REVENUE	21,739	13,245	30,233	14,000	0	14,000-
	117-0000-389.90-11 UNRESERVED GOVERNMENTAL	0	0	0	20,000	20,000	0
LEVEL	TEXT			TEXT AMT			
1	ESTIMATE PER FINANCE 05/08/20			20,000			
				20,000			
*	OTHER SOURCES	0	0	0	20,000	20,000	0
**	POLICE IMPACT FEE	21,739	13,245	30,233	34,000	20,000	14,000-



117 –POLICE IMPACT FEE FUND EXPENSE

CITY OF EDGEWATER
DEPARTMENT BUDGET

PREPARED 08/21/20, 08:57:39

ACCOUNT NUMBER	ACCOUNT DESCRIPTION	FY2018 Actuals	FY2019 Actuals	Y-T-D FY2020 Actuals	FY2020 Budget	FY2021 PROPOSED	COMPARATIVE VARIANCE
POLICE IMPACT FEE							
NON-							
DEPARTMENTAL							
117-5555-580.49-10	OTHER CHARGES/OBLIGATIONS	0	65,764	16,175	34,000	0	34,000-
*		0	65,764	16,175	34,000	0	34,000-
117-5555-589.10-01	CURRENT YEAR UNRESERVED	0	0	0	0	20,000	20,000
LEVEL	TEXT			TEXT	AMT		
1	USE NOT YET IDENTIFIED - EST. PER FINANCE 05.09.20				20,000		
					20,000		
*		0	0	0	0	20,000	20,000
**	DEPARTMENTAL	0	65,764	16,175	34,000	20,000	14,000-
***	NON-	0	65,764	16,175	34,000	20,000	14,000-
****	POLICE IMPACT FEE	0	65,764	16,175	34,000	20,000	14,000-



118 – FIRE IMPACT FEE FUND



118 – FIRE IMPACT FEE FUND REVENUE

CITY OF EDGEWATER
FUND REVENUE

PREPARED 08/21/20, 08:57:46

ACCOUNT NUMBER	ACCOUNT DESCRIPTION	FY2018 Actuals	FY2019 Actuals	Y-T-D FY2020 Actuals	FY2020 Budget	FY2021 PROPOSED	COMPARATIVE VARIANCE
FIRE IMPACT FEE							
118-0000-361.10-10	INTEREST	70	91	77	0	0	0
118-0000-363.50-10	FIRE IMPACT FEES	14,232	13,764	31,297	17,000	0	17,000-
LEVEL	TEXT			TEXT AMT			
1	PER FINANCE ESTIMATE 05.08.20 JD						
*	MISC. REVENUE	14,302	13,855	31,374	17,000	0	17,000-
118-0000-389.90-11	UNRESERVED GOVERNMENTAL	0	0	0	66,428	50,000	16,428-
LEVEL	TEXT			TEXT AMT			
1	ESTIMATE PER FINANCE 05/04/18			50,000			
				50,000			
*	OTHER SOURCES	0	0	0	66,428	50,000	16,428-
**	FIRE IMPACT FEE	14,302	13,855	31,374	83,428	50,000	33,428-



118 – FIRE IMPACT FEE FUND EXPENSE

CITY OF EDGEWATER
DEPARTMENT BUDGET

PREPARED 08/21/20, 08:57:39

ACCOUNT NUMBER	ACCOUNT DESCRIPTION	FY2018 Actuals	FY2019 Actuals	Y-T-D Actuals	FY2020 Budget	FY2021 PROPOSED	COMPARATIVE VARIANCE
FIRE IMPACT FEE							
NON-							
DEPARTMENTAL							
118-5555-580.64-10	MACHINERY & EQUIPMENT	0	0	31,953	45,500	25,830	19,670-
LEVEL	TEXT			TEXT	AMT		
1	FIRE GPS TRAFFIC LIGHT CONTROL SYSTEM				25,830		
					25,830		
*							
118-5555-589.10-01	CURRENT YEAR UNRESERVED	0	0	31,953	45,500	25,830	19,670-
		0	0	13,877	37,928	24,170	13,758-
LEVEL	TEXT			TEXT	AMT		
1	ADDITIONAL USE NOT YET IDENTIFIED 05.09.2020				24,170		
					24,170		
*							
		0	0	13,877	37,928	24,170	13,758-
**	DEPARTMENTAL	0	0	45,830	83,428	50,000	33,428-
***	NON-	0	0	45,830	83,428	50,000	33,428-
****	FIRE IMPACT FEE	0	0	45,830	83,428	50,000	33,428-



119 – RECREATION IMPACT FEE



119 – RECREATION IMPACT FEE REVENUE

CITY OF EDGEWATER
FUND REVENUE

PREPARED 08/21/20, 08:57:46

ACCOUNT NUMBER	ACCOUNT DESCRIPTION	FY2018 Actuals	FY2019 Actuals	Y-T-D FY2020 Actuals	FY2020 Budget	FY2021 PROPOSED	COMPARATIVE VARIANCE
RECREATION IMPACT FEE							
119-0000-361.10-10	INTEREST	148	173	167	0	0	0
119-0000-363.60-10	RECREATION FEE	20,586	27,432	61,374	33,000	20,000	13,000-
LEVEL	TEXT			TEXT AMT			
1	PER FINANCE ESTIMATE 05.09.2020 BK			20,000			
				20,000			
*	MISC. REVENUE	20,734	27,605	61,541	33,000	20,000	13,000-
119-0000-389.90-11	UNRESERVED GOVERNMENTAL	0	0	0	125,527	130,000	4,473
LEVEL	TEXT			TEXT AMT			
1	ESTIMATE PER FINANCE 05.09.2020 BV			130,000			
				130,000			
*	OTHER SOURCES	0	0	0	125,527	130,000	4,473
**	RECREATION IMPACT FEE	20,734	27,605	61,541	158,527	150,000	8,527-



119 – RECREATION IMPACT FEE EXPENSE

CITY OF EDGEWATER
DEPARTMENT BUDGET

PREPARED 08/21/20, 08:57:39

ACCOUNT NUMBER	ACCOUNT DESCRIPTION	FY2018 Actuals	FY2019 Actuals	Y-T-D FY2020 Actuals	FY2020 Budget	FY2021 PROPOSED	COMPARATIVE VARIANCE
RECREATION IMPACT FEE							
NON-							
DEPARTMENTAL							
119-5555-580.63-10	IMPROVEMENTS O/T BUILDING	0	0	1,203	0	0	0
*		0	0	1,203	0	0	0
119-5555-581.03-31	CAPITAL FUND	12,032	0	15,164	55,000	0	55,000-
*		12,032	0	15,164	55,000	0	55,000-
119-5555-589.10-01	CURRENT YEAR UNRESERVED	0	0	0	103,527	150,000	46,473
LEVEL	TEXT			TEXT	AMT		
1	PROJECT NOT YET IDENTIFIED 05.09.2020 BV				150,000		
					150,000		
*		0	0	0	103,527	150,000	46,473
**	DEPARTMENTAL	12,032	0	16,367	158,527	150,000	8,527-
***	NON-	12,032	0	16,367	158,527	150,000	8,527-
****	RECREATION IMPACT FEE	12,032	0	16,367	158,527	150,000	8,527-



120 – SCHOLARSHIP FUND



120 – SCHOLARSHIP FUND REVENUE

CITY OF EDGEWATER
FUND REVENUE

PREPARED 08/21/20, 08:57:46

ACCOUNT NUMBER	ACCOUNT DESCRIPTION	FY2018 Actuals	FY2019 Actuals	Y-T-D FY2020 Actuals	FY2020 Budget	FY2021 PROPOSED	COMPARATIVE VARIANCE
SCHOLARSHIP FUND							
120-0000-361.10-10	INTEREST	12	17	12	0	0	0
120-0000-366.30-10	SCHOLARSHIP FUNDS	11,821	10,824	7,949	5,000	5,000	0
LEVEL	TEXT		TEXT AMT				
1	PER FINANCE DEPARTMENT - PRELIMINARY		5,000				
			5,000				
*	MISC. REVENUE	11,833	10,841	7,961	5,000	5,000	0
120-0000-389.90-11	UNRESERVED GOVERNMENTAL	0	0	0	6,000	6,000	0
LEVEL	TEXT		TEXT AMT				
1	ESTIMATE PER FINANCE 05.09.2020 BV		6,000				
			6,000				
*	OTHER SOURCES	0	0	0	6,000	6,000	0
**	SCHOLARSHIP FUND	11,833	10,841	7,961	11,000	11,000	0



120 – SCHOLARSHIP FUND EXPENSE

CITY OF EDGEWATER
DEPARTMENT BUDGET

PREPARED 08/21/20, 08:57:39

ACCOUNT NUMBER	ACCOUNT DESCRIPTION	FY2018 Actuals	FY2019 Actuals	Y-T-D FY2020 Actuals	FY2020 Budget	FY2021 PROPOSED	COMPARATIVE VARIANCE
SCHOLARSHIP FUND							
NON-							
DEPARTMENTAL							
120-5555-580.49-10	OTHER CHARGES/OBLIGATIONS	6,616	9,975	7,620	11,000	11,000	0
LEVEL	TEXT			TEXT AMT			
1	ESTIMATE 05.09.2020 BK			11,000			
				11,000			
*		6,616	9,975	7,620	11,000	11,000	0
**	DEPARTMENTAL	6,616	9,975	7,620	11,000	11,000	0
***	NON-	6,616	9,975	7,620	11,000	11,000	0
****	SCHOLARSHIP FUND	6,616	9,975	7,620	11,000	11,000	0



122 – TREE MITIGATION FUND



122 – TREE MITIGATION FUND REVENUE

CITY OF EDGEWATER
FUND REVENUE

PREPARED 08/21/20, 08:57:46

ACCOUNT NUMBER	ACCOUNT DESCRIPTION	FY2018 Actuals	FY2019 Actuals	Y-T-D FY2020 Actuals	FY2020 Budget	FY2021 PROPOSED	COMPARATIVE VARIANCE
TREE MITIGATION							
122-0000-329.20-00	OTHER FEES	0	100,344	0	0	0	0
*	PERMITS FEES SPEC ASSESMT	0	100,344	0	0	0	0
122-0000-361.10-10	INTEREST	0	72	103	0	0	0
*	MISC. REVENUE	0	72	103	0	0	0
122-0000-389.90-11	UNRESERVED GOVERNMENTAL	0	0	0	100,344	70,482	29,862-
LEVEL	TEXT			TEXT AMT			
1	CARRYFORWARD FUNDING FOR TREE PROJECT			70,482			
				70,482			
*	OTHER SOURCES	0	0	0	100,344	70,482	29,862-
**	TREE MITIGATION	0	100,416	103	100,344	70,482	29,862-



122 – TREE MITIGATION FUND EXPENSE

CITY OF EDGEWATER
DEPARTMENT BUDGET

PREPARED 08/21/20, 08:57:39

ACCOUNT NUMBER	ACCOUNT DESCRIPTION	FY2018 Actuals	FY2019 Actuals	Y-T-D FY2020 Actuals	FY2020 Budget	FY2021 PROPOSED	COMPARATIVE VARIANCE
TREE MITIGATION							
NON-							
DEPARTMENTAL							
122-5555-580.49-10	OTHER CHARGES/OBLIGATIONS	0	0	0	100,344	70,482	29,862-
LEVEL	TEXT			TEXT AMT			
1	TREES AND RELATED AS DETERMINED BY P&R & MGMT			100,482			
	LESS AMT TO BE SET ASIDE FDEP GRANT MATCH FY22			30,000-			
	ABOVE PER FINANCE - PRELIMINARY; 5/05 JB			70,482			
*		0	0	0	100,344	70,482	29,862-
**	DEPARTMENTAL	0	0	0	100,344	70,482	29,862-
***	NON-	0	0	0	100,344	70,482	29,862-
****	TREE MITIGATION	0	0	0	100,344	70,482	29,862-



125 – EDGEWATER CRA FUND



125 – EDGEWATER CRA FUND REVENUE

CITY OF EDGEWATER
FUND REVENUE

PREPARED 08/21/20, 08:57:46

ACCOUNT NUMBER	ACCOUNT DESCRIPTION	FY2018 Actuals	FY2019 Actuals	Y-T-D Actuals	FY2020 Budget	FY2021 PROPOSED	COMPARATIVE VARIANCE
EDGEWATER CRA							
125-0000-311.40-10	CITY PORTION	60,174	85,486	116,568	119,851	194,182	74,331
LEVEL	TEXT			TEXT AMT			
1	PRELIMINARY TAX VALUE FROM PROPERTY APPRAISER ON 06.24.20 \$93,262,011 LESS BASE YEAR VALUE OF \$62,754,205 = INCREMENT VALUE \$30,507,806 PER THOUSAND @ 6.7 MILS @ 95%			194,182 194,182			
125-0000-311.40-20	COUNTY PORTION	51,907	68,747	92,487	90,616	144,679	54,063
LEVEL	TEXT			TEXT AMT			
1	PRE-PRELIMINARY TAX VALUE FROM PROPERTY APPRAISER ON 06.24.2020 \$93,262,011 LESS BASE YEAR VALUE OF \$62,754,205 = INCREMENT VALUE \$30,507,806 PER THOUSAND @ 5.2547 (CNTY ROLL-BAC) MILS @ 95% @ 95%			144,679 144,679			
*	TAXES	112,081	154,233	209,055	210,467	338,861	128,394
125-0000-361.10-10	INTEREST	187	408	503	66	0	66-
LEVEL	TEXT			TEXT AMT			
1	PER FINANCE DEPARTMENT - PRELIMINARY; 4/24 JB						
*	MISC. REVENUE	187	408	503	66	0	66-
125-0000-389.90-11	UNRESERVED GOVERNMENTAL	0	0	0	307,227	178,875	128,352-
LEVEL	TEXT			TEXT AMT			
1	ESTIMATE AS OF 08.19.2020 BV			178,875 178,875			
*	OTHER SOURCES	0	0	0	307,227	178,875	128,352-
**	EDGEWATER CRA	112,268	154,641	209,558	517,760	517,736	24-



125 – EDGEWATER CRA FUND EXPENSE

CITY OF EDGEWATER
DEPARTMENT BUDGET

PREPARED 09/09/20, 16:09:47

ACCOUNT NUMBER	ACCOUNT DESCRIPTION	FY2018 Actuals	FY2019 Actuals	Y-T-D Actuals	FY2020 Budget	FY2021 PROPOSED	COMPARATIVE VARIANCE
EDGEWATER CRA NON- DEPARTMENTAL 125-5555-580.49-10	OTHER CHARGES/OBLIGATIONS	306	306	0	454,015	517,736	63,721
LEVEL	TEXT		TEXT AMT				
1	WAY FINDING SIGNS		10,000				
	FACADE GRANTS		50,000				
	CAPITAL PROJECTS		457,736				
			517,736				
125-5555-580.61-10	LAND	2,500	0	0	0	0	0
*		2,806	306	0	454,015	517,736	63,721
125-5555-581.04-44	RENEWAL AND REPLACEMENT	0	0	0	63,745	0	63,745-
*		0	0	0	63,745	0	63,745-
**	DEPARTMENTAL	2,806	306	0	517,760	517,736	24-
***	NON-	2,806	306	0	517,760	517,736	24-
****	EDGEWATER CRA	2,806	306	0	517,760	517,736	24-



PAGE INTENTIONAL BLANK



205 - I & S DEBT SERVICE FUND



205 - I & S DEBT SERVICE FUND REVENUE

CITY OF EDGEWATER
FUND REVENUE

PREPARED 08/21/20, 08:57:46

ACCOUNT NUMBER	ACCOUNT DESCRIPTION	FY2018 Actuals	FY2019 Actuals	Y-T-D Actuals	FY2020 Budget	FY2021 PROPOSED	COMPARATIVE VARIANCE
DEBT SERVICE							
205-0000-311.30-10	ANIMAL SHELTER	40,536	37,383	33,880	33,383	37,471	4,088
LEVEL	TEXT			TEXT AMT			
1	PRELIM. FROM PROPERTY APPRAISER 06.24.2020 BV						
	ESTIMATED VALUE \$1,170,406,578 @ 0.0337 MILS @ 95%			37,471			
				37,471			
205-0000-311.30-20	GO PARKS	247,944	243,288	241,624	238,547	238,166	381-
LEVEL	TEXT			TEXT AMT			
1	PRELIM. FROM PROPERTY APPRAISER 06.24.2020 BV						
	ESTIMATED VALUE \$1,170,406,578 @ 0.2142 MILS @ 95%			238,166			
				238,166			
* 205-0000-361.10-10	TAXES INTEREST	288,480	280,671	275,504	271,930	275,637	3,707
		592	290	278	93	0	93-
LEVEL	TEXT			TEXT AMT			
1	PER FINANCE DEPARTMENT - PRELIMINARY; 4/24 JB						
* 205-0000-381.10-01	MISC. REVENUE GENERAL FUND	592	290	278	93	0	93-
		129,836	161,757	134,931	161,917	162,002	85
LEVEL	TEXT			TEXT AMT			
1	TRANSFER FOR PARK LAND ACQUISITION DEBT			162,002			
				162,002			
205-0000-389.90-21	RESERVED GOVERNMENTAL	0	0	0	0	49	49
LEVEL	TEXT			TEXT AMT			
1	CARRY-FORWARD FUND BALANCE			49			
				49			
* 205-0000-389.90-21	OTHER SOURCES	129,836	161,757	134,931	161,917	162,051	134
** 205-0000-389.90-21	DEBT SERVICE	418,908	442,718	410,713	433,940	437,688	3,748



205 - I & S DEBT SERVICE FUND EXPENSE

CITY OF EDGEWATER
DEPARTMENT BUDGET

PREPARED 08/21/20, 08:57:39

ACCOUNT NUMBER	ACCOUNT DESCRIPTION	FY2018 Actuals	FY2019 Actuals	Y-T-D Actuals	FY2020 Budget	FY2021 PROPOSED	COMPARATIVE VARIANCE
DEBT SERVICE							
NON-							
DEPARTMENTAL							
205-5555-580.71-10	BOA OBLIG #281	25,000	25,000	25,000	25,000	30,000	5,000
LEVEL	TEXT			TEXT AMT			
1	PER FINANCE DEPT			30,000			
				30,000			
205-5555-580.71-34	GEN OBLIG 2016 PARKS	135,000	139,000	143,000	143,000	147,000	4,000
LEVEL	TEXT			TEXT AMT			
1	PER FINANCE DEPT JD 4-28-20			147,000			
				147,000			
205-5555-580.71-41	PROJECT RED	107,000	115,000	118,000	118,000	121,000	3,000
LEVEL	TEXT			TEXT AMT			
1	PER FINANCE DEPT JD 4-28-20			121,000			
				121,000			
205-5555-580.72-10	BOA OBLIG #281	10,382	9,420	8,459	8,459	7,498	961-
LEVEL	TEXT			TEXT AMT			
1	PER FINANCE DEPT JD 4-28-20			7,498			
				7,498			
205-5555-580.72-34	GEN OBLIG 2016 PARKS	103,945	99,817	95,564	95,564	91,188	4,376-
LEVEL	TEXT			TEXT AMT			
1	PER FINANCE DEPT JD 4-28-20			91,188			
				91,188			
205-5555-580.72-41	PROJECT RED	46,930	46,757	43,917	43,917	41,002	2,915-
LEVEL	TEXT			TEXT AMT			
1	PER FINANCE DEPT JD 4-28-20			41,002			
				41,002			
*		428,257	434,994	433,940	433,940	437,688	3,748
**	DEPARTMENTAL	428,257	434,994	433,940	433,940	437,688	3,748
***	NON-	428,257	434,994	433,940	433,940	437,688	3,748

CITY OF EDGEWATER
DEPARTMENT BUDGET

PREPARED 08/21/20, 08:57:39

ACCOUNT NUMBER	ACCOUNT DESCRIPTION	FY2018 Actuals	FY2019 Actuals	Y-T-D FY2020 Actuals	FY2020 Budget	FY2021 PROPOSED	COMPARATIVE VARIANCE
****	DEBT SERVICE	428,257	434,994	433,940	433,940	437,688	3,748



331 – CAPITAL PROJECTS FUND

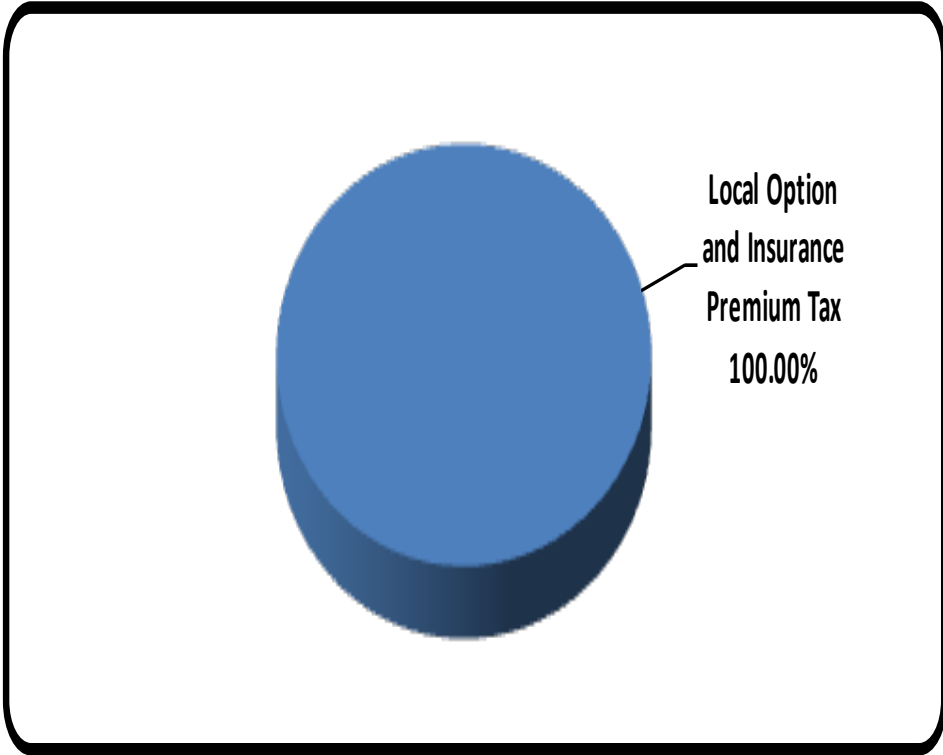
FISCAL YEAR 2020-2021



	331 CAPITAL PROJECTS	TOTAL
Capital Projects Fund		
ESTIMATED REVENUES:		
Charges For Services	-	-
Debt Proceeds	-	-
Transfers In	-	-
Fund Balance/Reserves/Net Assets	-	-
Intergovernmental Revenue	-	-
Other Financing Sources	-	-
Physical Environment	-	-
Other Uses	-	-
Transfers Out	-	-
Fund Balances/Reserves/Net Assets	-	-
Ad Valorem	-	-
Local Option and Insurance Premium Tax	176,017	176,017
Franchise Fees	-	-
Utility Services Tax	-	-
Communication Service Tax	-	-
Licenses & Permits	-	-
Special Assessments	-	-
Fines & Forfeitures	-	-
Total Estimated Revenues	176,017	176,017
ESTIMATED EXPENDITURES / EXPENSES:		
Salaries And Benefits	-	-
Operating	176,017	176,017
Capital Purchases	-	-
Depreciation	-	-
Renewal And Replacement	-	-
Mis Transfers	-	-
Debt Service	-	-
Current Year Unreserved	-	-
Total Expenditures / Expenses	176,017	176,017



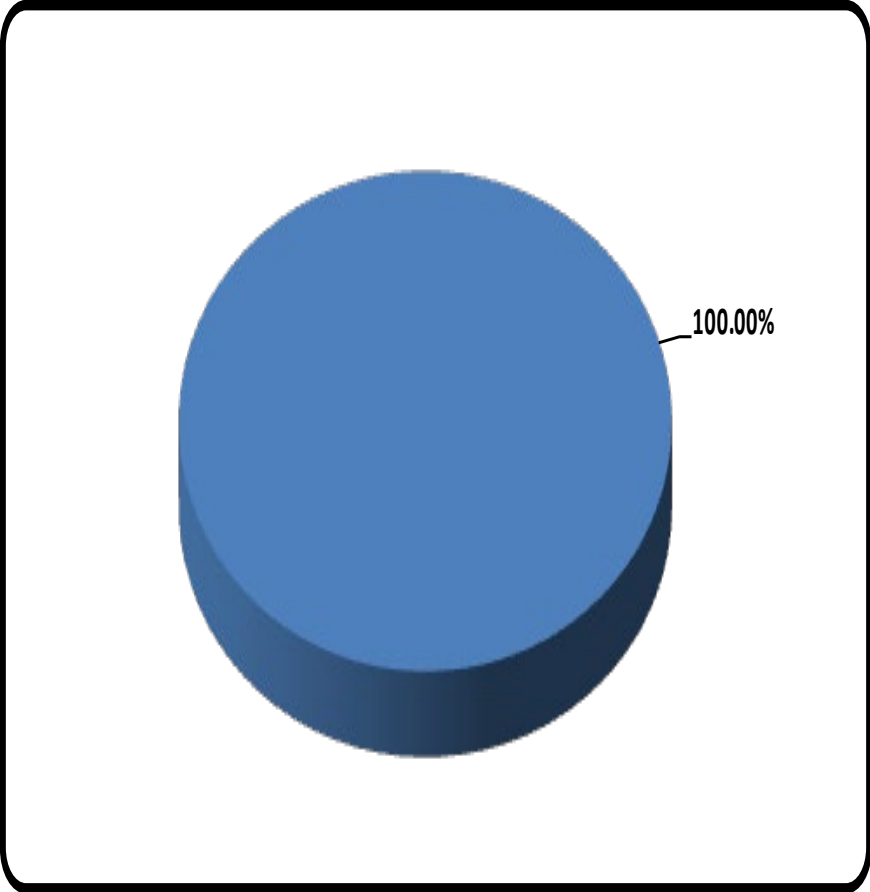
CAPITAL PROJECTS - REVENUES



	PERCENT	
	BUDGET	REVENUES
Local Option and Insurance Premium Tax	176,017	100.00%
TOTAL AVAILABLE RESOURCES	\$ 176,017	100.00%



CAPITAL PROJECTS - EXPENSES



	PERCENT	
	BUDGET	EXPENSES
General Government	176,017	100.00%
TOTAL AVAILABLE RESOURCES	\$ 176,017	100.00%



331 – CAPITAL PROJECTS FUND REVENUE

CITY OF EDGEWATER
FUND REVENUE

PREPARED 08/21/20, 08:57:46

ACCOUNT NUMBER	ACCOUNT DESCRIPTION	FY2018 Actuals	FY2019 Actuals	Y-T-D FY2020 Actuals	FY2020 Budget	FY2021 PROPOSED	COMPARATIVE VARIANCE
CAPITAL PROJECTS							
331-0000-312.42-10	NEW LOGT 5-CENT	209,345	208,261	137,597	197,560	176,017	21,543-
LEVEL	TEXT			TEXT AMT			
1	PER FL DOR ESTIMATE - JB 08.18.2020			176,017			
				176,017			
* TAXES		209,345	208,261	137,597	197,560	176,017	21,543-
331-0000-331.49-20	ROAD IMPROVEMENT	356,070	17,430	0	0	0	0
331-0000-331.50-05	HAZARD MIT GRANT PRG HMGP	0	0	0	190,223	0	190,223-
331-0000-331.71-10	COM DEV BLOCK GRANT-CDBG	71,190	123,921	0	78,847	0	78,847-
331-0000-334.49-20	ROAD IMPROVEMENT	364,217	0	0	0	0	0
331-0000-334.90-00	OTHER STATE GRANTS	0	0	0	470,575	0	470,575-
331-0000-337.76-10	LOCAL	267,636	132,364	0	0	0	0
* INTERGOVERNMENTAL REVENUE		1,059,113	273,715	0	739,645	0	739,645-
331-0000-361.11-10	INVESTMENT RETURNS	52,321	17,664	0	0	0	0
* MISC. REVENUE		52,321	17,664	0	0	0	0
331-0000-381.01-16	TRANSFER	0	120,009	0	0	0	0
331-0000-381.01-19	RECREATION IMPACT FEE	12,032	0	0	55,000	0	55,000-
331-0000-381.10-01	GENERAL FUND	96,271	63,303	1,160,766	1,980,909	0	1,980,909-
* OTHER SOURCES		108,303	183,312	1,160,766	2,035,909	0	2,035,909-
** CAPITAL PROJECTS		1,429,082	682,952	1,298,363	2,973,114	176,017	2,797,097-



331 – CAPITAL PROJECTS FUND EXPENSE

CITY OF EDGEWATER
DEPARTMENT BUDGET

PREPARED 08/21/20, 08:57:39

ACCOUNT NUMBER	ACCOUNT DESCRIPTION	FY2018 Actuals	FY2019 Actuals	Y-T-D Actuals	FY2020 Budget	FY2021 PROPOSED	COMPARATIVE VARIANCE
CAPITAL PROJECTS							
NON-DEPARTMENTAL							
331-5555-580.46-10	REPAIR & MAINTENANCE	66,359	156,425	823,758	1,117,873	176,017	941,856-
LEVEL	TEXT			TEXT AMT			
1	PAVING LOGT			176,017			
				176,017			
331-5555-580.61-10	LAND	39,076	0	0	0	0	0
331-5555-580.62-10	BUILDINGS	200,845	42,581	8	253,631	0	253,631-
331-5555-580.63-10	IMPROVEMENTS O/T BUILDING	0	0	940	0	0	0
331-5555-580.66-10	INFRASTRUCTURE	2,912,663	1,899,870	1,155,578	1,601,610	0	1,601,610-
LEVEL	TEXT			TEXT AMT			
1	ROAD RESURFACING - RECOMMENDED \$1.2 MIL ANNUALLY			1,046,223			
	ROAD RESURFACING - RECOMMENDED \$1.2 MIL ANNUALLY			1,046,223-			
	RIBBON CURB ON MANGO TREE DR :PARK AVE TO 12TH ST			200,000			
	RIBBON CURB ON MANGO TREE DR :PARK AVE TO 12TH ST			200,000-			
	RIBBON CURB ON RIVERSIDE: PARK AVE TO IRB			350,000			
	RIBBON CURB ON RIVERSIDE: PARK AVE TO IRB			350,000-			
	DIRT ROAD REDUCTION PROGRAM			200,000			
	DIRT ROAD REDUCTION PROGRAM			200,000-			
	SIDEWALK REPALCEMENTS			150,000			
	SIDEWALK REPALCEMENTS			150,000-			
*		3,218,943	2,098,876	1,980,284	2,973,114	176,017	2,797,097-
**	DEPARTMENTAL	3,218,943	2,098,876	1,980,284	2,973,114	176,017	2,797,097-
***	NON-	3,218,943	2,098,876	1,980,284	2,973,114	176,017	2,797,097-
****	CAPITAL PROJECTS	3,218,943	2,098,876	1,980,284	2,973,114	176,017	2,797,097-



ENTERPRISE FUNDS



FISCAL YEAR 2020-2021

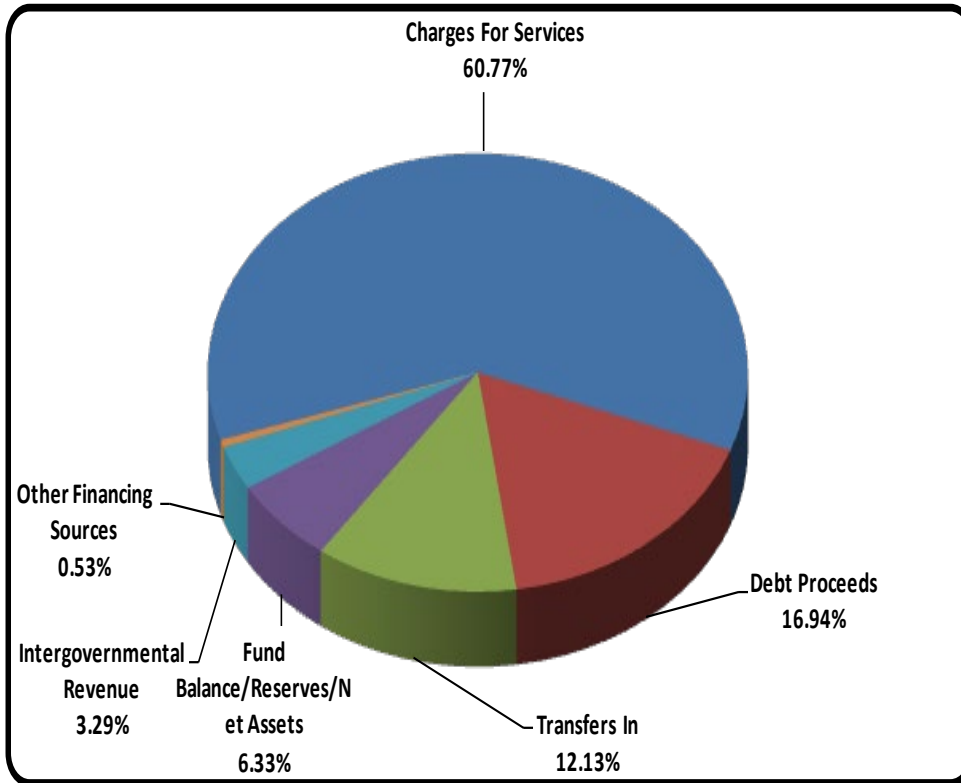
	440	442	443	444	445	447	448	449	TOTAL
	WATER & SEWER OPERATIONS	WATER DEVELOPMENT FEES	SEWER DEVELOPMENT FEES	RENEWAL & REPLACEMENT	W&S SINKING FUND	SOLID WASTE UTILITY	STORMWATER MANAGEMENT	STORMWATER CAPITAL	ENTERPRISE
ENTERPRISE FUNDS									
ESTIMATED REVENUES:									
Charges For Services	12,189,304	140,175	228,150	-	-	3,625,606	2,111,826	-	18,295,061
Debt Proceeds	-	-	-	3,500,000	-	-	-	-	3,500,000
Transfers In	-	-	-	2,507,394	-	-	-	568,500	3,075,894
Fund Balance/Reserves/Net Assets	-	-	-	-	1,307,394	-	432,031	-	1,739,425
Intergovernmental Revenue	-	-	-	680,473	-	-	-	2,554,734	3,235,207
Other Financing Sources	110,445	-	-	-	-	1,000	-	-	111,445
Physical Environment	-	-	-	-	-	-	-	-	-
Other Uses	-	-	-	-	-	-	-	-	-
Transfers Out	-	-	-	-	-	-	-	-	-
Fund Balances/Reserves/Net Assets	-	-	-	-	-	-	-	-	-
Ad Valorem	-	-	-	-	-	-	-	-	-
Sales And Use Taxes	-	-	-	-	-	-	-	-	-
Franchise Fees	-	-	-	-	-	-	-	-	-
Utility Services Tax	-	-	-	-	-	-	-	-	-
Communication Service Tax	-	-	-	-	-	-	-	-	-
Licenses & Permits	-	-	-	-	-	-	8,000	-	8,000
Special Assessments	-	-	-	-	-	-	-	-	-
Fines & Forfeitures	-	-	-	-	-	-	-	-	-
Total Estimated Revenues	12,299,749	140,175	228,150	6,687,867	1,307,394	3,626,606	2,551,857	3,123,234	29,965,032
ESTIMATED EXPENDITURES / EXPENSES:									
Salaries And Benefits	3,808,349	-	-	-	-	1,217,941	800,597	-	5,826,887
Operating	4,276,805	-	-	-	-	2,250,663	543,315	-	7,070,783
Capital Purchases	476,800	-	-	6,687,867	-	-	448,000	3,123,234	10,735,901
Depreciation	-	-	-	-	-	-	-	-	0
Renewal And Replacement	1,200,000	-	-	-	1,307,394	-	568,500	-	3,075,894
Mis Transfers	8,800	-	-	-	-	-	4,400	-	13,200
Debt Service	1,871,687	-	-	-	-	158,002	58,077	-	2,087,766
Current Year Unreserved	657,308	140,175	228,150	-	-	-	128,968	-	1,154,601
Total Expenditures / Expenses	12,299,749	140,175	228,150	6,687,867	1,307,394	3,626,606	2,551,857	3,123,234	29,965,032



WATER AND SEWER FUNDS



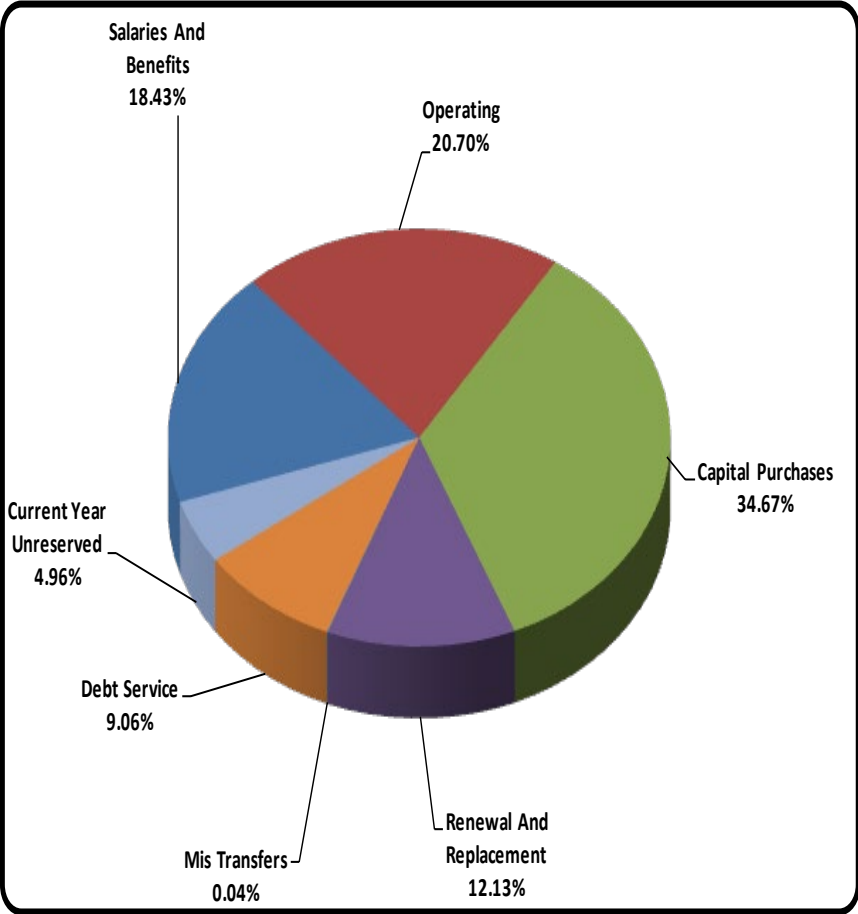
WATER FUNDS - REVENUES



	<u>BUDGET</u>	<u>PERCENT</u>
Charges For Services	12,557,629	60.77%
Debt Proceeds	3,500,000	16.94%
Transfers In	2,507,394	12.13%
Fund Balance/Reserves/Net Assets	1,307,394	6.33%
Intergovernmental Revenue	680,473	3.29%
Other Financing Sources	110,445	0.53%
Physical Environment	-	0.00%
TOTAL AVAILABLE RESOURCES	\$ 20,663,335	100.00%



WATER FUNDS - EXPENSES



	PERCENT	
	BUDGET	EXPENSES
Salaries And Benefits	3,808,349	18.43%
Operating	4,276,805	20.70%
Capital Purchases	7,164,667	34.67%
Renewal And Replacement	2,507,394	12.13%
Mis Transfers	8,800	0.04%
Debt Service	1,871,687	9.06%
Current Year Unreserved	1,025,633	4.96%
TOTAL AVAILABLE RESOURCES	\$ 20,663,335	100.00%



PAGE INTENTIONAL BLANK



440 – WATER & SEWER



440 – WATER & SEWER REVENUE

CITY OF EDGEWATER
FUND REVENUE

PREPARED 08/21/20, 08:57:46

ACCOUNT NUMBER	ACCOUNT DESCRIPTION	FY2018 Actuals	FY2019 Actuals	Y-T-D FY2020 Actuals	FY2020 Budget	FY2021 PROPOSED	COMPARATIVE VARIANCE
WATER & SEWER OPERATIONS							
440-0000-331.50-02	HURRICANE IRMA 2017	0	35,123	0	0	0	0
440-0000-334.35-10	FDEP	9,250	0	0	0	0	0
* 440-0000-341.10-15	INTERGOVERNMENTAL REVENUE	9,250	35,123	0	0	0	0
440-0000-341.10-15	RECORDING FEES	2,618	2,284	904	3,500	3,500	0
LEVEL	TEXT			TEXT AMT			
1	PER FINANCE DEPARTMENT - PRELIMINARY			3,500			
				3,500			
440-0000-343.31-05	WATER BASE CHARGE	1,675,846	1,839,501	1,680,739	1,971,619	2,136,395	164,776
LEVEL	TEXT			TEXT AMT			
1	BASED APR RATE & TREND JD 7-1-2020			2,136,395			
				2,136,395			
440-0000-343.31-10	WATER SALES	2,612,629	2,883,686	2,525,078	3,243,572	2,989,803	253,769-
LEVEL	TEXT			TEXT AMT			
1	BASED APR RATE & TREND JD 7-1-2020			2,989,803			
				2,989,803			
440-0000-343.32-10	WATER TAP ON	38,249	29,024	77,325	84,000	45,000	39,000-
LEVEL	TEXT			TEXT AMT			
1	PER BD 05.12.2020			45,000			
				45,000			
440-0000-343.37-10	PENALTIES	124,433	123,704	74,334	125,000	125,000	0
LEVEL	TEXT			TEXT AMT			
1	PER FINANCE DEPARTMENT - JD 6-2-2020			125,000			
				125,000			
440-0000-343.38-10	SERVICE CHARGES	335,664	371,565	228,698	320,000	320,000	0
LEVEL	TEXT			TEXT AMT			
1	PER FINANCE DEPARTMENT - PRELIMINARY			320,000			
				320,000			
440-0000-343.55-10	RETURNED CHECK	3,782	6,174	4,950	5,000	5,000	0
LEVEL	TEXT			TEXT AMT			
1	PER FINANCE DEPARTMENT - PRELIMINARY			5,000			
				5,000			
440-0000-343.67-10	MISC. INCOME WATER	0	131	0	0	0	0
440-0000-345.51-05	SEWER BASE CHARGE	2,260,403	2,472,089	2,267,882	2,655,676	2,886,543	230,867

CITY OF EDGEWATER
FUND REVENUE

PREPARED 08/21/20, 08:57:46

ACCOUNT NUMBER	ACCOUNT DESCRIPTION	FY2018 Actuals	FY2019 Actuals	Y-T-D Actuals	FY2020 Budget	FY2021 PROPOSED	COMPARATIVE VARIANCE
LEVEL	TEXT			TEXT AMT			
1	BASED APR RATE & TREND JD 7-1-2020			2,886,543 2,886,543			
440-0000-345.51-10	SEWER USE SALES	2,838,116	3,031,533	2,694,904	3,456,837	3,292,117	164,720-
LEVEL	TEXT			TEXT AMT			
1	BASED APR RATE & TREND JD 7-1-2020			3,292,117 3,292,117			
440-0000-345.52-10	SEWER CONNECTION FEES	5,119	8,881	20,455	24,500	13,125	11,375-
LEVEL	TEXT			TEXT AMT			
1	PER BD 75 @ 175			13,125 13,125			
440-0000-345.53-10	RECLAIM WTR SALES	365,960	356,164	299,789	358,652	359,821	1,169
LEVEL	TEXT			TEXT AMT			
1	BASED APR RATE & TREND JD 7-1-2020			359,821 359,821			
440-0000-345.56-10	RECLAIM CONNECTION FEES	15,450	17,120	17,000	13,000	13,000	0
LEVEL	TEXT			TEXT AMT			
1	PER FINANCE DEPARTMENT - PRELIMINARY			13,000 13,000			
*	CHARGES FOR SERVICES	10,278,269	11,141,856	9,892,058	12,261,356	12,189,304	72,052-
440-0000-361.10-10	INTEREST	5,653	18,817	18,552	14,000	0	14,000-
LEVEL	TEXT			TEXT AMT			
1	PER FINANCE DEPARTMENT - PRELIMINARY; 4/24 JB						
440-0000-361.41-10	ASSESSMENT PYMT	2,184	1,918	0	0	0	0
440-0000-364.10-00	MISC REVENUE	51,696-	0	1,400	0	0	0
440-0000-364.42-10	INSURANCE PROCEEDS	10,000	0	0	0	0	0
440-0000-365.10-00	SALES / SURPLUS	9,687	917	18,117	6,000	6,000	0
LEVEL	TEXT			TEXT AMT			
1	PER FINANCE DEPARTMENT - PRELIMINARY; 4/21 JB			6,000 6,000			
440-0000-369.31-00	SETTLEMENTS	0	0	10,384	0	0	0
440-0000-369.50-00	PAYMENT PLANS	3,413	3,645	4,800	0	0	0
440-0000-369.90-10	MISC REVENUE	1,355	1,127	203	2,000	2,000	0
LEVEL	TEXT			TEXT AMT			

CITY OF EDGEWATER
FUND REVENUE

PREPARED 08/21/20, 08:57:46

ACCOUNT NUMBER	ACCOUNT DESCRIPTION	FY2018 Actuals	FY2019 Actuals	Y-T-D Actuals	FY2020 Budget	FY2021 PROPOSED	COMPARATIVE VARIANCE
1	PER FINANCE DEPARTMENT - PRELIMINARY			2,000 2,000			
440-0000-369.90-15	CELL TOWER LEASE	67,635	101,981	45,267	95,946	102,445	6,499
LEVEL	TEXT			TEXT AMT			
1	PER FINANCE DEPT. EST- 3/27/20 JD			102,445 102,445			
440-0000-369.90-20	RETIREMENT FORFEITURES	50	19,525	37,205	0	0	0
*	MISC. REVENUE	48,281	147,930	135,928	117,946	110,445	7,501-
440-0000-381.04-42	WATER DEVELOPMENT	0	0	2,015	0	0	0
440-0000-381.04-44	RENEWAL & REPLACEMENT	349,922	0	1,716,686	0	0	0
440-0000-389.90-12	UNRESERVED PROPRIETARY	0	0	0	1,054,193	0	1,054,193-
*	OTHER SOURCES	349,922	0	1,718,701	1,054,193	0	1,054,193-
**	WATER & SEWER OPERATIONS	10,685,722	11,324,909	11,746,687	13,433,495	12,299,749	1,133,746-



440 – WATER & SEWER EXPENSE

CITY OF EDGEWATER
DEPARTMENT BUDGET

PREPARED 08/21/20, 08:57:39

ACCOUNT NUMBER	ACCOUNT DESCRIPTION	FY2018 Actuals	FY2019 Actuals	Y-T-D Actuals	FY2020 Budget	FY2021 PROPOSED	COMPARATIVE VARIANCE
WATER & SEWER OPERATIONS ENVIRONMENTAL SERVICES ADMIN							
440-4010-539.12-10	REGULAR SALARIES	255,020	237,680	217,725	350,147	298,189	51,958-
LEVEL	TEXT		TEXT AMT				
1	SALARIES PER EMPLOYEE BUDGET		300,269				
	LESS: OVERTIME		2,080-				
			298,189				
440-4010-539.14-10	OVERTIME	334	231	31	7,509	2,080	5,429-
LEVEL	TEXT		TEXT AMT				
1	OVERTIME PER EMPLOYEE BUDGET		2,080				
			2,080				
440-4010-539.15-30	CELL PHONE	1,100	2,120	1,880	2,400	2,400	0
440-4010-539.15-60	BOOT ALLOWANCE	125	0	150	125	150	25
LEVEL	TEXT		TEXT AMT				
1	RANDY COSLOW BB 4/15/20		150				
			150				
440-4010-539.21-10	FICA TAXES	15,807	14,779	13,438	16,364	17,091	727
440-4010-539.21-20	MEDICARE	3,697	3,456	3,143	3,827	3,997	170
440-4010-539.22-20	DCSE	30,642	28,550	25,080	31,629	32,748	1,119
440-4010-539.23-10	LIFE INS	956	1,036	973	1,202	1,202	0
440-4010-539.23-20	GROUP MEDICAL INSURANCE	48,732	51,863	47,580	64,465	57,388	7,077-
440-4010-539.23-21	HSA-EMPLOYER CONTRIBUTION	758	1,500	199	1,500	3,000	1,500
LEVEL	TEXT		TEXT AMT				
1	PER FINANCE ESTIMATE 03.30.20 JD		3,000				
			3,000				
440-4010-539.23-22	HRA-EMPLOYER CONTRIBUTION	35	210	684	1,000	1,000	0
LEVEL	TEXT		TEXT AMT				

CITY OF EDGEWATER
DEPARTMENT BUDGET

PREPARED 08/21/20, 08:57:39

ACCOUNT NUMBER	ACCOUNT DESCRIPTION	FY2018 Actuals	FY2019 Actuals	Y-T-D Actuals	FY2020 Budget	FY2021 PROPOSED	COMPARATIVE VARIANCE
1	PER FINANCE ESTIMATE 03.31.20 JD			1,000 1,000			
440-4010-539.23-30	DENTAL INSURANCE	2,064	2,083	1,841	2,294	2,198	96-
440-4010-539.23-40	LT DISABILITY	1,777	1,891	1,744	2,162	2,151	11-
440-4010-539.23-60	BROKER & ADMIN FEES	1,265	1,690	1,541	1,562	1,817	255
LEVEL	TEXT			TEXT AMT			
1	PER FINANCE ESTIMATE 03.30.20 JD			1,817 1,817			
440-4010-539.23-90	OPEB EXPENSE	2,616-	44,215-	0	0	0	0
440-4010-539.24-10	WORKER'S COMPENSATION	505	400	273	431	416	15-
440-4010-539.34-10	OTHER CONTRACTUAL SERVICE	3,129	3,279	2,907	3,504	3,504	0
LEVEL	TEXT			TEXT AMT			
1	PEST CONTROL PER FINANCE TB 04-27-20			153			
	ALARM MONITORING BB 4/15/20			375			
	JANITORIAL SERVICE JD 4/23/20			2,976			
				3,504			
440-4010-539.40-10	TRAVEL & PER DIEM	1,378	1,472	968	3,900	4,100	200
LEVEL	TEXT			TEXT AMT			
1	MILEAGE FOR TYNA BB 4/15/20			800			
	AWWA, APWA, FSA, FRWA HOTEL & MEALS BB 4/15/20			2,000			
	WEF HOTEL & MEALS BB 4/15/20			800			
	SWANA HOTEL & MEALS BB 4/15/20			500			
				4,100			
440-4010-539.41-10	TELEPHONE	453	418	312	430	456	26
LEVEL	TEXT			TEXT AMT			
1	PER FINANCE DEPT. EST- 3/26/20 JD			456 456			
440-4010-539.41-15	CELLULAR	3	2	2	5	3	2-
LEVEL	TEXT			TEXT AMT			

CITY OF EDGEWATER
DEPARTMENT BUDGET

PREPARED 08/21/20, 08:57:39

ACCOUNT NUMBER	ACCOUNT DESCRIPTION	FY2018 Actuals	FY2019 Actuals	Y-T-D Actuals	FY2020 Budget	FY2021 PROPOSED	COMPARATIVE VARIANCE
1	PER FINANCE DEPT. EST- 3/26/20 JD			3 3			
440-4010-539.41-20	VOIP / NETWORK	4,628	4,897	3,053	5,400	3,708	1,692-
LEVEL	TEXT			TEXT AMT			
1	PER FINANCE DEPT. EST- 3/26/20 JD			3,708 3,708			
440-4010-539.43-10	ELECTRIC	2,112	1,927	1,129	4,223	1,985	2,238-
LEVEL	TEXT			TEXT AMT			
1	PER FINANCE DEPT. EST- 3/26/20 JD			1,985 1,985			
440-4010-539.46-10	REPAIR & MAINTENANCE	864	975	924	2,300	2,300	0
LEVEL	TEXT			TEXT AMT			
1	PER FINANCE - FIRE EXTINGUISHER TB 04-27-20 AC, RADIO, OFFICE REPAIRS BB 4/15/20 ADMIN BUILDING MAINTENANCE BB 4/15/20			300 1,000 1,000 2,300			
440-4010-539.46-20	FLEET CHARGES	884	1,091	1,775	1,201	1,287	86
LEVEL	TEXT			TEXT AMT			
1	PER FINANCE DEPARTMENT BV 05.21.2020			1,287 1,287			
440-4010-539.47-20	COPIER	5,791	6,204	4,887	5,900	5,900	0
LEVEL	TEXT			TEXT AMT			
1	PER FINANCE			5,900 5,900			
440-4010-539.48-10	PROMOTIONAL ACTIVITIES	100	0	0	0	0	0
440-4010-539.49-01	COST ALLOCATION	397,325	514,155	451,484	541,781	541,389	392-
LEVEL	TEXT			TEXT AMT			
1	PER FINANCE DEPARTMENT - JD 8-19-2020			541,389 541,389			

CITY OF EDGEWATER
DEPARTMENT BUDGET

PREPARED 08/21/20, 08:57:39

ACCOUNT NUMBER	ACCOUNT DESCRIPTION	FY2018 Actuals	FY2019 Actuals	Y-T-D Actuals	FY2020 Budget	FY2021 PROPOSED	COMPARATIVE VARIANCE
440-4010-539.49-10	OTHER CHARGES/OBLIGATIONS	97	304	60	200	200	0
LEVEL	TEXT			TEXT AMT			
1	DRUG TESTS, PHYSICALS BB 4/15/20			200			
				200			
440-4010-539.49-40	PILOFF WATER & SEWER	276,375	299,897	268,429	312,430	330,549	18,119
LEVEL	TEXT			TEXT AMT			
1	PER FINANCE ESTIMATE 07.1.20 JD			330,549			
				330,549			
440-4010-539.51-10	OFFICE SUPPLIES	1,440	767	725	1,500	1,500	0
LEVEL	TEXT			TEXT AMT			
1	PRINT & FAX CARTRIDGES BB 4/15/20			750			
	COPY PAPER BB 4/15/20			750			
				1,500			
440-4010-539.52-10	OPERATING SUPPLIES	597	787	1,447	2,000	3,500	1,500
LEVEL	TEXT			TEXT AMT			
1	SHELVES, BINS, CABINETS (TYNA) BB 4/15/20			500			
	FIRST AID/CLEANING SUPPLIES BB 4/15/20			500			
	OFFICE EQUIPMENT & FURNITURE BB 4/15/20			2,500			
				3,500			
440-4010-539.52-20	UNLEADED & DIESEL	1,057	1,041	474	1,628	797	831-
LEVEL	TEXT			TEXT AMT			
1	PER FINANCE DEPARTMENT - PRELIMINARY; 5/04 JB			797			
				797			
440-4010-539.52-30	UNIFORMS	0	183	318	1,025	500	525-
LEVEL	TEXT			TEXT AMT			
1	SHIRTS BB 4/15/20			500			
				500			
440-4010-539.54-10	BOOKS, PUBS, SUBS, & MEM	7,987	7,641	6,650	8,267	8,367	100

ACCOUNT NUMBER	ACCOUNT DESCRIPTION	FY2018 Actuals	FY2019 Actuals	Y-T-D FY2020 Actuals	FY2020 Budget	FY2021 PROPOSED	COMPARATIVE VARIANCE
LEVEL	TEXT			TEXT AMT			
1	SUNSHINE SAFETY BB 4/15/20			200			
	FRWA MEMBERSHIP BB 4/15/20			570			
	FWPCOA MEMBERSHIP BB 4/15/20			60			
	APWA MEMBERSHIP BB 4/15/20			600			
	PW MANAGEMENT SUBSCRIPTION BB 4/15/20			25			
	ENR SUBSCRIPTION BB 4/15/20			87			
	AWWA MEMBERSHIP BB 4/15/20			3,600			
	USC BACKFLOW UPDATES BB 4/15/20			550			
	WEF UTILITY GUIDE BB 4/15/20			65			
	WEF MEMBERSHIP BB 4/15/20			200			
	SWANA MEMBERSHIP BB 4/15/20			270			
	FSA MEMBERSHIP BB 4/15/20			800			
	NEWS JOURNAL SUBSCRIPTION BB 4/15/20			290			
	FL. ENG. SOCIETY SUBSCRIPTION BB 4/15/20			350			
	WATER REUSE MEMBERSHIP BB 4/15/20			600			
	PROF. ENGINEER LICENSE BB 4/15/20			100			
				8,367			
440-4010-539.54-20	EDUCATIONAL DEVELOPMENT	974	2,774	865	3,950	3,950	0
LEVEL	TEXT			TEXT AMT			
1	APWA CONFERNECE BB 4/15/20			400			
	AWWA CONFERNECE BB 4/15/20			400			
	WEF UTILITY CERTIFICATION BB 4/15/20			250			
	WEF UTILITY CONFERENCE BB 4/15/20			600			
	FWRC CONFERENCE BB 4/15/20			400			
	FSA CONFERENCE BB 4/15/20			500			
	SWANA CONFERENCE BB 4/15/20			900			
	PE PROFESSIONAL DEVELOPMENT HOURS BB 4/15/20			500			
				3,950			
*		1,065,395	1,151,088	1,062,691	1,386,261	1,339,822	46,439-
**	ADMIN	1,065,395	1,151,088	1,062,691	1,386,261	1,339,822	46,439-

CITY OF EDGEWATER
DEPARTMENT BUDGET

PREPARED 08/21/20, 08:57:39

ACCOUNT NUMBER	ACCOUNT DESCRIPTION	FY2018 Actuals	FY2019 Actuals	Y-T-D Actuals	FY2020 Budget	FY2021 PROPOSED	COMPARATIVE VARIANCE
WATER DEPARTMENT							
440-4030-533.12-10	REGULAR SALARIES	411,717	443,761	383,162	488,675	524,155	35,480
LEVEL	TEXT			TEXT AMT			
1	SALARIES PER EMPLOYEE BUDGET			553,109			
	LESS: OVERTIME			28,954-			
				524,155			
440-4030-533.12-20	DC ICMA	14,971	15,711	14,685	14,469	14,499	30
440-4030-533.14-10	OVERTIME	9,029	23,940	46,405	31,346	28,954	2,392-
LEVEL	TEXT			TEXT AMT			
1	OVERTIME PER EMPLOYEE BUDGET			28,954			
				28,954			
440-4030-533.15-30	CELL PHONE	900	908	705	900	900	0
440-4030-533.15-60	BOOT ALLOWANCE	955	778	453	1,250	1,650	400
LEVEL	TEXT			TEXT AMT			
1	BOOT ALLOWANCE (11) BB 3/26/20			1,650			
				1,650			
440-4030-533.21-10	FICA TAXES	25,327	27,692	25,203	27,160	31,172	4,012
440-4030-533.21-20	MEDICARE	5,923	6,476	5,894	6,352	7,290	938
440-4030-533.22-20	DCSE	35,368	38,255	34,858	40,842	40,513	329-
440-4030-533.23-10	LIFE INS	1,527	1,774	1,588	2,102	2,023	79-
440-4030-533.23-20	GROUP MEDICAL INSURANCE	92,195	101,688	92,394	129,604	116,820	12,784-
440-4030-533.23-21	HSA-EMPLOYER CONTRIBUTION	4,962	8,671	9,338	8,400	11,650	3,250
LEVEL	TEXT			TEXT AMT			
1	PER FINANCE ESTIMATE 03.30.20 JD			11,650			
				11,650			
440-4030-533.23-22	HRA-EMPLOYER CONTRIBUTION	250	0	324	750	750	0
LEVEL	TEXT			TEXT AMT			

CITY OF EDGEWATER
DEPARTMENT BUDGET

PREPARED 08/21/20, 08:57:39

ACCOUNT NUMBER	ACCOUNT DESCRIPTION	FY2018 Actuals	FY2019 Actuals	Y-T-D Actuals	FY2020 Budget	FY2021 PROPOSED	COMPARATIVE VARIANCE
1	PER FINANCE ESTIMATE 03.31.20 JD			750 750			
440-4030-533.23-30	DENTAL INSURANCE	2,316	2,686	2,473	3,078	3,174	96
440-4030-533.23-40	LT DISABILITY	2,861	3,235	2,850	3,794	3,621	173-
440-4030-533.23-60	BROKER & ADMIN FEES	2,446	3,251	2,936	3,163	3,478	315
LEVEL	TEXT			TEXT AMT			
1	PER FINANCE ESTIMATE 03.30.20 JD			3,478 3,478			
440-4030-533.24-10	WORKER'S COMPENSATION	15,559	15,451	11,284	15,120	16,783	1,663
440-4030-533.31-10	PROFESSIONAL SERVICES	8,531	4,745	45,625	89,450	39,925	49,525-
LEVEL	TEXT			TEXT AMT			
1	TTHM BB 3/26/20			80			
	HAA5 BB 3/26/20			300			
	NITRATES & NITRITES BB 3/26/20			20			
	CUP COMPLIANCE SAMPLING BB 3/26/20			640			
	CUP SWIM WELLS BB 3/26/20			1,040			
	SAMPLE DISPOSAL FEE BB 3/26/20			45			
	REPEAT SAMPLING BB 3/26/20			200			
	PRECISION CONTROL INSTRUMENTS BB 3/26/20			2,600			
	RISK & RESILIENCE ASSESSMENT/EMERGENCY RESPONSE BD			35,000			
				39,925			
440-4030-533.34-10	OTHER CONTRACTUAL SERVICE	105,057	103,110	83,585	117,865	118,650	785
LEVEL	TEXT			TEXT AMT			
1	PEST CONTROL PER FINANCE TB 04-27-20			255			
	FEC CROSSINGS BLANKET AGREEMENT BB 3/26/20			4,635			
	WASTE MANAGEMENT BB 3/26/20			2,500			
	KAG BB 3/26/20			100,000			
	CUP COMPLIANCE MONITORING (CPH) BB 3/26/20			10,760			
	CULLIGAN (DEIONIZING SYSTEM FOR LAB) BB 3/26/20			500			
				118,650			
440-4030-533.40-10	TRAVEL & PER DIEM	111	134	715	800	1,000	200
LEVEL	TEXT			TEXT AMT			
1	JOINT CONFERENCE HOTEL & MEALS BB 3/26/20			600			

CITY OF EDGEWATER
DEPARTMENT BUDGET

PREPARED 08/21/20, 08:57:39

ACCOUNT NUMBER	ACCOUNT DESCRIPTION	FY2018 Actuals	FY2019 Actuals	Y-T-D Actuals	FY2020 Budget	FY2021 PROPOSED	COMPARATIVE VARIANCE
	10 FRWA CEU REQUIRED MEALS BB 3/26/20			400 1,000			
440-4030-533.41-10	TELEPHONE	265	1,091	156	220	240	20
LEVEL	TEXT			TEXT AMT			
1	PER FINANCE DEPT. EST- 3/26/20 JD			240 240			
440-4030-533.41-15	CELLULAR	242	21	16	35	30	5-
LEVEL	TEXT			TEXT AMT			
1	PER FINANCE DEPT. EST- 3/26/20 JD			30 30			
440-4030-533.41-20	VOIP / NETWORK	1,416	1,774	3,613	2,100	4,524	2,424
LEVEL	TEXT			TEXT AMT			
1	PER FINANCE DEPT. EST- 3/26/20 JD			4,524 4,524			
440-4030-533.41-30	LEGAL ADS	0	0	593	0	0	0
440-4030-533.41-40	POSTAGE	11,015	9,544	9,962	14,475	10,000	4,475-
LEVEL	TEXT			TEXT AMT			
1	PRELIMINARY PER FINANCE TB 04-27-20			10,000 10,000			
440-4030-533.43-10	ELECTRIC	143,736	131,238	90,537	157,796	135,175	22,621-
LEVEL	TEXT			TEXT AMT			
1	PER FINANCE DEPT. EST- 3/26/20 JD			135,175 135,175			
440-4030-533.44-10	RENT	534	1,005	503	1,310	1,310	0
LEVEL	TEXT			TEXT AMT			
1	CULLIGAN (DEIONING SYSTEM FOR LAB) BB 3/26/20			700			
	EQUIPMENT RENTALS BB 3/26/20			500			
	POSTMASTER BB 3/26/20			110			
				1,310			

CITY OF EDGEWATER
DEPARTMENT BUDGET

PREPARED 08/21/20, 08:57:39

ACCOUNT NUMBER	ACCOUNT DESCRIPTION	FY2018 Actuals	FY2019 Actuals	Y-T-D Actuals	FY2020 Budget	FY2021 PROPOSED	COMPARATIVE VARIANCE
440-4030-533.46-10	REPAIR & MAINTENANCE	67,755	124,464	58,406	86,357	66,850	19,507-
LEVEL	TEXT			TEXT	AMT		
1	UTILITY SERVICES BB 3/26/20				10,900		
	CHEMICAL FEED EQUIPMENT REPAIRS BB 3/26/20				15,000		
	CLARICONE REPAIRS BB 3/26/20				10,000		
	WELL REPAIRS BB 3/26/20				15,000		
	BALANCES AND WEIGHTS BB 43/26/20				200		
	THERMOMETER CALIBRATION BB 3/26/20				300		
	GEN MAINT: SEBS,PABS,WELLFIELD,ART, EOC BB 3/26/20				5,000		
	NAOCI SKID MAINT BB 3/26/20				3,500		
	PER FINANCE FIRE EXTINGUISHERS TB 04-27-20				450		
	RADIO BASE TOWER BB 3/26/20				6,500		
					66,850		
440-4030-533.46-20	FLEET CHARGES	2,846	3,282	1,178	2,401	2,573	172
LEVEL	TEXT			TEXT	AMT		
1	PER FINANCE DEPARTMENT BV 05.21.2020				2,573		
					2,573		
440-4030-533.47-10	PRINTING & BINDING	4,389	4,420	4,104	1,833	500	1,333-
LEVEL	TEXT			TEXT	AMT		
1	LAB FORMS, DOOR HANGERS, ETC BB 3/26/0				500		
					500		
440-4030-533.47-20	COPIER	1,431	1,211	966	1,400	1,400	0
LEVEL	TEXT			TEXT	AMT		
1	PER FINANCE TB 04-27-20				1,400		
					1,400		
440-4030-533.48-10	PROMOTIONAL ACTIVITIES	0	0	508	5,175	5,575	400
LEVEL	TEXT			TEXT	AMT		
1	PENS, PENCILS, WATER BOTTLES (TYNA)BB 3/26/20				725		
	FRISBEES, BAGS, MISC GIVEAWAYS (TYNA) BB 3/26/20				925		
	DROP SAVER & CALENDAR CONTESTS (TYNA) BB 3/26/20				650		
	SCHOOL PROJECT, PROGRAM BOOKS (TYNA) BB 3/26/20				1,900		
	EARTH DAY, EXPO, EVENT SUPPLIES (TYNA) BB 3/26/20				650		
	RADIO SPOT (TYNA) BB 3/26/20				325		

CITY OF EDGEWATER
DEPARTMENT BUDGET

PREPARED 08/21/20, 08:57:39

ACCOUNT NUMBER	ACCOUNT DESCRIPTION	FY2018 Actuals	FY2019 Actuals	Y-T-D Actuals	FY2020 Budget	FY2021 PROPOSED	COMPARATIVE VARIANCE
	WATER DROP MASCOT & DISPLAY BOARD (TYNA) BB3/26/20			400 5,575			
440-4030-533.49-01	COST ALLOCATION	133,973	152,023	129,313	155,175	166,906	11,731
LEVEL	TEXT			TEXT AMT			
1	PER FINANCE DEPARTMENT - JD 8-19-2020			166,906 166,906			
440-4030-533.49-10	OTHER CHARGES/OBLIGATIONS	18,687	15,347	15,056	21,600	17,600	4,000-
LEVEL	TEXT			TEXT AMT			
1	STORAGE TANK REGISTRATION-DEP BB 3/26/20			400			
	PHYSICALS & DRUG TESTS BB 3/26/20			500			
	NOTICES & ADVERTISEMENTS BB 3/26/20			1,000			
	VOLUSIA COUNTY HEALTH DEPT WTP PERMIT BB 3/26/20			10,000			
	VOLUSIA CHD SEPTIC TANK PERMIT BB 3/26/20			200			
	ARTWTP LAB CERTIFICATION BB 3/26/20			500			
	DEP PROTECTION FEE BB 3/26/20			4,000			
	LAB AUDIT BB 3/26/20						
	OPERATOR LICENSE RENEWALS (10) BB 3/26/20			1,000 17,600			
440-4030-533.49-40	PILOFF WATER & SEWER	97,075	105,336	94,285	109,739	116,103	6,364
LEVEL	TEXT			TEXT AMT			
1	PER FINANCE ESTIMATE 07.1.20 JD			116,103 116,103			
440-4030-533.51-10	OFFICE SUPPLIES	330	95	204	650	650	0
LEVEL	TEXT			TEXT AMT			
1	PRINT CARTRIDGES, FAX CARTRIDGES, ETC BB 3/26/20			650 650			
440-4030-533.52-10	OPERATING SUPPLIES	20,519	28,583	20,287	28,050	27,760	290-
LEVEL	TEXT			TEXT AMT			
1	LAB SUPPLIES (NORMAL) BB 3/26/20			5,000			
	LAB REAGENTS BB 3/26/20			4,500			
	FIRST AID, CLEANING SUPPLEIS BB 3/26/20			2,500			
	PLUMBING SUPPLIES BB 3/26/26			2,500			
	ELECTRICAL SUPPLIES BB 3/26/20			3,000			

CITY OF EDGEWATER
DEPARTMENT BUDGET

PREPARED 08/21/20, 08:57:39

ACCOUNT NUMBER	ACCOUNT DESCRIPTION	FY2018 Actuals	FY2019 Actuals	Y-T-D Actuals	FY2020 Budget	FY2021 PROPOSED	COMPARATIVE VARIANCE
	LAB EQUIPMENT REPLACEMENT BB 3/26/20			2,500			
	OFFICE FURNITURE BB 3/26/20			1,000			
	MICRO LAB SUPPLIES BB 3/26/20			2,000			
	PROFICIENCY TESTING BB 3/26/20			1,500			
	SAMPLE BOTTLES & MEDIA BB 3/26/20			3,020			
	MICROBIOLOGY DILUTION BB 3/26/20			240			
				27,760			
440-4030-533.52-20	UNLEADED & DIESEL	2,117	2,698	1,012	4,774	1,447	3,327-
LEVEL	TEXT			TEXT AMT			
1	PER FINANCE DEPARTMENT - PRELIMINARY; 5/04 JB			1,447			
				1,447			
440-4030-533.52-25	BULK FUEL	5,107	2,833	0	7,000	7,000	0
LEVEL	TEXT			TEXT AMT			
1	AUXILLIARY POWER DIESEL FUEL BB 3/26/20			7,000			
				7,000			
440-4030-533.52-30	UNIFORMS	257	674	902	2,075	2,075	0
LEVEL	TEXT			TEXT AMT			
1	SHIRTS & PANTS BB 3/26/20			1,575			
	JACKETS BB 3/26/20			500			
				2,075			
440-4030-533.52-50	CHEMICAL	313,442	346,159	297,797	437,946	464,500	26,554
LEVEL	TEXT			TEXT AMT			
1	FERRIC SULFATE BB 3/26/20			14,000			
	LIME BB 3/30/20			290,000			
	POLYMER BB 3/26/20			5,000			
	AMMONIA LIQUID BB 3/26/20			10,500			
	BLEACH BB 3/30/20			38,000			
	CARBON DIOXIDE BB 3/26/20			90,000			
	POLYORTHOPHOSPHATE BB 3/30/20			17,000			
				464,500			
440-4030-533.54-10	BOOKS, PUBS, SUBS, & MEM	136	220	60	1,120	1,120	0
LEVEL	TEXT			TEXT AMT			
1	AWWA INDIVIDUAL MEMBERSHIPS (10) BB 3/26/20			820			

CITY OF EDGEWATER
DEPARTMENT BUDGET

PREPARED 08/21/20, 08:57:39

ACCOUNT NUMBER	ACCOUNT DESCRIPTION	FY2018 Actuals	FY2019 Actuals	Y-T-D Actuals	FY2020 Budget	FY2021 PROPOSED	COMPARATIVE VARIANCE
	FW&PCOA INDIVIDUAL MEMBERSHIPS (10) BB 3/26/20			300 1,120			
440-4030-533.54-20	EDUCATIONAL DEVELOPMENT	235	1,390	1,186	1,075	1,825	750
LEVEL	TEXT			TEXT AMT			
1	JOINT CONFERENCE BB 3/26/20			325			
	FRWA SEMINARS BB 3/26/20			1,500			
				1,825			
*		1,565,512	1,735,674	1,495,121	2,027,426	2,002,170	25,256-
**	WATER DEPARTMENT	1,565,512	1,735,674	1,495,121	2,027,426	2,002,170	25,256-

CITY OF EDGEWATER
DEPARTMENT BUDGET

PREPARED 08/21/20, 08:57:39

ACCOUNT NUMBER	ACCOUNT DESCRIPTION	FY2018 Actuals	FY2019 Actuals	Y-T-D Actuals	FY2020 Budget	FY2021 PROPOSED	COMPARATIVE VARIANCE
WASTEWATER							
440-4040-535.12-10	REGULAR SALARIES	568,495	560,076	455,682	635,856	651,020	15,164
LEVEL	TEXT			TEXT AMT			
1	SALARIES PER EMPLOYEE BUDGET			707,658			
	LESS: OVERTIME			56,638-			
				651,020			
440-4040-535.14-10	OVERTIME	24,167	55,767	63,823	61,568	56,638	4,930-
LEVEL	TEXT			TEXT AMT			
1	OVERTIME PER EMPLOYEE BUDGET			56,638			
				56,638			
440-4040-535.15-30	CELL PHONE	1,722	1,714	1,368	1,692	1,752	60
440-4040-535.15-40	INSURANCE PAYBACK	4,791	4,839	3,745	4,800	4,800	0
440-4040-535.15-60	BOOT ALLOWANCE	455	578	525	1,500	1,800	300
LEVEL	TEXT			TEXT AMT			
1	BOOT ALLOWANCE (12) BB 3/26/20			1,800			
				1,800			
440-4040-535.21-10	FICA TAXES	35,836	37,529	31,691	36,008	37,972	1,964
440-4040-535.21-20	MEDICARE	8,381	8,777	7,412	8,421	8,881	460
440-4040-535.22-10	RETIREMENT CONTRIBUTIONS	29,897	3,095	0	0	28,071	28,071
440-4040-535.22-20	DCSE	60,749	73,286	62,341	71,082	72,659	1,577
440-4040-535.23-10	LIFE INS	2,106	2,402	1,997	2,701	2,670	31-
440-4040-535.23-20	GROUP MEDICAL INSURANCE	105,755	105,917	89,476	131,391	120,436	10,955-
440-4040-535.23-21	HSA-EMPLOYER CONTRIBUTION	0	1,517	1,300	1,300	2,800	1,500
LEVEL	TEXT			TEXT AMT			
1	PER FINANCE ESTIMATE 03.30.20 JD			2,800			
				2,800			
440-4040-535.23-22	HRA-EMPLOYER CONTRIBUTION	706	470	0	2,000	2,000	0

CITY OF EDGEWATER
DEPARTMENT BUDGET

PREPARED 08/21/20, 08:57:39

ACCOUNT NUMBER	ACCOUNT DESCRIPTION	FY2018 Actuals	FY2019 Actuals	Y-T-D Actuals	FY2020 Budget	FY2021 PROPOSED	COMPARATIVE VARIANCE
LEVEL	TEXT			TEXT AMT			
1	PER FINANCE ESTIMATE 03.31.20 JD			2,000			
				2,000			
440-4040-535.23-30	DENTAL INSURANCE	3,589	3,550	2,784	3,780	3,540	240-
440-4040-535.23-40	LT DISABILITY	3,947	4,392	3,583	4,880	4,778	102-
440-4040-535.23-60	BROKER & ADMIN FEES	2,629	3,455	2,893	3,597	3,357	240-
LEVEL	TEXT			TEXT AMT			
1	PER FINANCE ESTIMATE 03.30.20 JD			3,357			
				3,357			
440-4040-535.24-10	WORKER'S COMPENSATION	18,831	15,999	10,769	15,351	16,403	1,052
440-4040-535.31-10	PROFESSIONAL SERVICES	16,070	12,467	15,975	45,000	25,000	20,000-
LEVEL	TEXT			TEXT AMT			
1	HARDNESS, BIOESSAYS, MANDATED TESTS BB 3/26/20			25,000			
				25,000			
440-4040-535.34-10	OTHER CONTRACTUAL SERVICE	220,294	224,890	177,697	243,101	259,103	16,002
LEVEL	TEXT			TEXT AMT			
1	PEST CONTROL PER FINANCE TB 04-27-20			213			
	CULLIGAN BB 3/26/20			5,000			
	SLUDGE HAULING BB 3/26/20			75,000			
	WASTE MANAGEMENT BB 3/26/20			11,000			
	QUARTERLY PIEZOMETER SERVICES BB 3/26/20			2,400			
	VOLUSIA COUNTY SE SERVICE SEWER CHARGES BD 4/28/20			156,250			
	FEC BLANKET BB 3/26/20			4,740			
	WHISTLE STOP WELL SAMPLING BB 3/26/20			4,500			
				259,103			
440-4040-535.40-10	TRAVEL & PER DIEM	11	273	147	2,950	2,950	0
LEVEL	TEXT			TEXT AMT			
1	CEU TRAINING BB 3/26/20			1,000			
	FSEA CONFERENCE HOTEL & MEALS BB 3/26/20			1,750			
	MIELAGE & TOLLS BB 3/26/20			200			
				2,950			

CITY OF EDGEWATER
DEPARTMENT BUDGET

PREPARED 08/21/20, 08:57:39

ACCOUNT NUMBER	ACCOUNT DESCRIPTION	FY2018 Actuals	FY2019 Actuals	Y-T-D Actuals	FY2020 Budget	FY2021 PROPOSED	COMPARATIVE VARIANCE
440-4040-535.41-10	TELEPHONE	0	884	0	0	0	0
440-4040-535.41-15	CELLULAR	111	2	2	5	3	2-
LEVEL	TEXT						
1	PER FINANCE DEPT. EST- 3/26/20 JD			3			
				3			
440-4040-535.41-20	VOIP / NETWORK	2,011	2,260	908	2,750	1,100	1,650-
LEVEL	TEXT						
1	PER FINANCE DEPT. EST- 3/26/20 JD			1,100			
				1,100			
440-4040-535.41-40	POSTAGE	11,209	9,542	9,858	14,475	10,000	4,475-
LEVEL	TEXT						
1	PRELIMINARY PER FINANCE TB 04-27-20			10,000			
				10,000			
440-4040-535.43-10	ELECTRIC	172,507	149,677	106,802	187,460	154,167	33,293-
LEVEL	TEXT						
1	PER FINANCE DEPT. EST- 3/26/20 JD			154,167			
				154,167			
440-4040-535.43-30	WATER / SEWER / TRASH	11,995	13,498	14,012	12,798	21,717	8,919
LEVEL	TEXT						
1	PER FINANCE DEPT. EST- 3/27/20 JD			21,717			
				21,717			
440-4040-535.44-10	RENT	3,697	11,930	2,503	6,000	8,000	2,000
LEVEL	TEXT						
1	CULLIGAN BB 3/26/20			3,000			
	CRANE & EQUIPMENT RENTALS BB 3/26/20			5,000			
				8,000			
440-4040-535.46-10	REPAIR & MAINTENANCE	83,307	92,346	58,486	192,243	157,650	34,593-
LEVEL	TEXT						

CITY OF EDGEWATER
DEPARTMENT BUDGET

PREPARED 08/21/20, 08:57:39

ACCOUNT NUMBER	ACCOUNT DESCRIPTION	FY2018 Actuals	FY2019 Actuals	Y-T-D FY2020 Actuals	FY2020 Budget	FY2021 PROPOSED	COMPARATIVE VARIANCE
1	PUMP & MOTOR REPAIRS BB 3/26/20		42,000				
	ELECTRIC REPAIRS BB 3/26/20		35,000				
	INSTRUMENT REPAIRS BB 3/26/20		10,000				
	WEIGHT CHECK & BALANCES BB 3/26/20		1,000				
	THERMOMETER CALIBRATION BB 3/26/20		1,000				
	GENERATOR MAINT BB 3/26/20		1,200				
	SAND REMOVAL FROM BNRB BB 3/26/20		15,000				
	HACH MAINT AGREEMENT BB 3/26/20		8,000				
	SCADA SYSTEM TECH SUPPORT BB 3/26/20		6,000				
	CONCRETE TANK REPAIRS BB 3/26/20		20,000				
	SCALE CALIBRATION BB 3/26/20		1,000				
	GEAR OIL BB 3/26/20		6,000				
	A/C REPLACEMENT BB 3/26/20		5,000				
	AIR LIFTS (2) BB 3/26/20		6,000				
	PER FINANCE FIRE EXTINGUISHERS TB 04-27-20		450				
			157,650				
440-4040-535.46-20	FLEET CHARGES	4,051	4,878	1,841	4,102	4,360	258
LEVEL	TEXT			TEXT AMT			
1	PER FINANCE DEPARTMENT BV 05.21.2020			4,360			
				4,360			
440-4040-535.47-10	PRINTING & BINDING	4,389	4,278	4,104	5,333	0	5,333-
440-4040-535.47-20	COPIER	1,198	1,215	1,053	1,400	1,400	0
LEVEL	TEXT			TEXT AMT			
1	PER FINANCE TB 04-27-20			1,400			
				1,400			
440-4040-535.48-10	PROMOTIONAL ACTIVITIES	0	0	0	1,550	1,550	0
LEVEL	TEXT			TEXT AMT			
1	PENS, PENCILS, WATER BOTTLES (TYNA) BB 3/26/20			700			
	BAGS, EARTH DAY & EXPO (TYNA) BB 3/26/20			850			
				1,550			
440-4040-535.49-01	COST ALLOCATION	144,450	141,118	122,127	146,552	152,291	5,739
LEVEL	TEXT			TEXT AMT			
1	PER FINANCE DEPARTMENT - JD 8-19-2020			152,291			
				152,291			

CITY OF EDGEWATER
DEPARTMENT BUDGET

PREPARED 08/21/20, 08:57:39

ACCOUNT NUMBER	ACCOUNT DESCRIPTION	FY2018 Actuals	FY2019 Actuals	Y-T-D Actuals	FY2020 Budget	FY2021 PROPOSED	COMPARATIVE VARIANCE
440-4040-535.49-10	OTHER CHARGES/OBLIGATIONS	3,644	1,125	2,740	6,400	2,400	4,000-
LEVEL	TEXT			TEXT AMT			
1	HEALTH DEPT LAB RENEWAL BB 3/26/20			1,000			
	DEP REGULATORY FEE BB 3/26/20			100			
	DRUG TESTS & PHYSICALS BB 3/26/20			200			
	LAB AUDIT BB 3/26/20						
	STORAGE TANK REGISTRATION FEE BB 3/26/20			100			
	OPERATOR LICENSE RENEWAL BB 3/26/20			1,000			
				2,400			
440-4040-535.49-40	PILOFF WATER & SEWER	100,642	109,207	97,780	113,811	120,369	6,558
LEVEL	TEXT			TEXT AMT			
1	PER FINANCE ESTIMATE 07.1.20 JD			120,369			
				120,369			
440-4040-535.51-10	OFFICE SUPPLIES	890	303	669	1,000	1,000	0
LEVEL	TEXT			TEXT AMT			
1	PRINT & FAX CARTRIDGES BB 3/26/20			500			
	COPY PAPER BB 3/26/20			500			
				1,000			
440-4040-535.52-10	OPERATING SUPPLIES	48,791	47,957	33,980	48,060	49,710	1,650
LEVEL	TEXT			TEXT AMT			
1	PROFICIENCY TESTING BB 3/26/20			16,000			
	INDIVIDUAL DEMO. OF CAPABILITY STUDY BB 3/26/20			3,000			
	LAB SUPPLIES & REAGENTS BB 3/26/20			15,000			
	HAND TOOLS BB 3/26/20			3,000			
	ELECTRICAL SUPPLIES BB 3/26/20			2,000			
	MICROBIOLOGY DILUTION BB 3/26/20			2,760			
	SAMPLE BOTTLES BB 3/26/20			1,200			
	ATCC CULTURES BB 3/26/20			2,000			
	LAB GLASSWARE BB 3/26/20			2,000			
	FIRST AID/CLEANING SUPPLIES BB 3/26/20			2,750			
	CHEMICAL PUMP BB 4/27/18						
				49,710			
440-4040-535.52-20	UNLEADED & DIESEL	2,020	4,179	1,095	2,553	1,655	898-
LEVEL	TEXT			TEXT AMT			

CITY OF EDGEWATER
DEPARTMENT BUDGET

PREPARED 08/21/20, 08:57:39

ACCOUNT NUMBER	ACCOUNT DESCRIPTION	FY2018 Actuals	FY2019 Actuals	Y-T-D Actuals	FY2020 Budget	FY2021 PROPOSED	COMPARATIVE VARIANCE
1	PER FINANCE DEPARTMENT - PRELIMINARY; 5/04 JB			1,655 1,655			
440-4040-535.52-25	BULK FUEL	0	1,303	0	3,500	3,500	0
LEVEL	TEXT			TEXT AMT			
1	GENERATOR FUEL BB 3/26/20			3,500 3,500			
440-4040-535.52-30	UNIFORMS	346	605	788	2,825	2,825	0
LEVEL	TEXT			TEXT AMT			
1	SHIRTS & PANTS BB 3/26/20			1,500			
	RAIN GEAR BB 3/26/20			225			
	WADER & RUBBER BOOTS BB 3/26/20			500			
	JACKETS BB 3/26/20			600 2,825			
440-4040-535.52-50	CHEMICAL	127,834	120,183	113,174	164,498	156,700	7,798-
LEVEL	TEXT			TEXT AMT			
1	POLYMER BB 3/26/20			20,000			
	SODIUM BISULFATE BB 3/26/20			15,000			
	SODIUM HYPOCHLORITE BB 3/26/20			37,500			
	ALUM BB 3/26/20			45,000			
	FOG PROGRAM ENZYMES BB 3/26/20			35,000			
	GRANULAR CHLORINE BB 3/26/20			4,200 156,700			
440-4040-535.54-10	BOOKS, PUBS, SUBS, & MEM	210	185	185	300	300	0
LEVEL	TEXT			TEXT AMT			
1	FSEA MEMBERSHIP BB 3/26/20			150			
	NELAC MEMBERSHIP 3/26/20			150 300			
440-4040-535.54-20	EDUCATIONAL DEVELOPMENT	609	1,184	245	4,400	6,400	2,000
LEVEL	TEXT			TEXT AMT			
1	CEU REQUIRED SEMINARS & TRAINING BB 3/26/20			4,000			
	FSEA CONFERENCE (3) BB 3/26/20			1,800			
	NUTRIENT NITROGEN & PHOS REMOVAL BB 3/26/20			600 6,400			

CITY OF EDGEWATER
DEPARTMENT BUDGET

PREPARED 08/21/20, 08:57:39

ACCOUNT NUMBER	ACCOUNT DESCRIPTION	FY2018 Actuals	FY2019 Actuals	Y-T-D FY2020 Actuals	FY2020 Budget	FY2021 PROPOSED	COMPARATIVE VARIANCE
*		1,832,342	1,838,852	1,505,560	2,198,993	2,163,727	35,266-
**	WASTEWATER	1,832,342	1,838,852	1,505,560	2,198,993	2,163,727	35,266-

CITY OF EDGEWATER
DEPARTMENT BUDGET

PREPARED 08/21/20, 08:57:39

ACCOUNT NUMBER	ACCOUNT DESCRIPTION	FY2018 Actuals	FY2019 Actuals	Y-T-D Actuals	FY2020 Budget	FY2021 PROPOSED	COMPARATIVE VARIANCE
WASTE WATER COLLECTIONS							
440-4050-539.12-10	REGULAR SALARIES	152,689	112,352	108,734	188,864	198,412	9,548
LEVEL	TEXT			TEXT AMT			
1	SALARIES PER EMPLOYEE BUDGET			220,314			
	LESS: OVERTIME			21,902-			
				198,412			
440-4050-539.14-10	OVERTIME	8,041	16,237	11,418	16,078	21,902	5,824
LEVEL	TEXT			TEXT AMT			
1	OVERTIME PER EMPLOYEE BUDGET			21,902			
				21,902			
440-4050-539.15-30	CELL PHONE	202	0	280	423	480	57
440-4050-539.15-60	BOOT ALLOWANCE	250	225	617	600	750	150
LEVEL	TEXT			TEXT AMT			
1	BOOT ALLOWANCE (5) BB 3/26/20			750			
				750			
440-4050-539.21-10	FICA TAXES	9,230	7,649	7,315	11,285	12,063	778
440-4050-539.21-20	MEDICARE	2,159	1,789	1,711	2,640	2,822	182
440-4050-539.22-20	DCSE	15,380	15,364	13,898	22,164	23,290	1,126
440-4050-539.23-10	LIFE INS	535	449	430	842	857	15
440-4050-539.23-20	GROUP MEDICAL INSURANCE	35,049	28,167	22,896	60,040	59,303	737-
440-4050-539.23-21	HSA-EMPLOYER CONTRIBUTION	0	2,470	3,750	3,150	3,350	200
LEVEL	TEXT			TEXT AMT			
1	PER FINANCE ESTIMATE 03.30.20 JD			3,350			
				3,350			
440-4050-539.23-22	HRA-EMPLOYER CONTRIBUTION	250	0	0	250	250	0
LEVEL	TEXT			TEXT AMT			
1	PER FINANCE ESTIMATE 03.31.20 JD			250			
				250			

CITY OF EDGEWATER
DEPARTMENT BUDGET

PREPARED 08/21/20, 08:57:39

ACCOUNT NUMBER	ACCOUNT DESCRIPTION	FY2018 Actuals	FY2019 Actuals	Y-T-D FY2020 Actuals	FY2020 Budget	FY2021 PROPOSED	COMPARATIVE VARIANCE
440-4050-539.23-30	DENTAL INSURANCE	765	593	642	1,486	1,649	163
440-4050-539.23-40	LT DISABILITY	1,000	813	771	1,526	1,533	7
440-4050-539.23-60	BROKER & ADMIN FEES	853	892	731	653	1,013	360
LEVEL	TEXT			TEXT AMT			
1	PER FINANCE ESTIMATE 03.30.20 JD			1,013			
				1,013			
440-4050-539.24-10	WORKER'S COMPENSATION	4,812	2,923	2,214	4,205	4,511	306
440-4050-539.34-10	OTHER CONTRACTUAL SERVICE	213	213	177	213	213	0
LEVEL	TEXT			TEXT AMT			
1	PEST CONTROL PER FINANCE TB 04-27-20			213			
				213			
440-4050-539.40-10	TRAVEL & PER DIEM	278	745	197	1,400	1,400	0
LEVEL	TEXT			TEXT AMT			
1	FWPCOA MEALS (2) BB 3/26/20			400			
	FWPCOA HOTEL (2) BB 3/26/20			1,000			
				1,400			
440-4050-539.41-10	TELEPHONE	232	207	156	220	240	20
LEVEL	TEXT			TEXT AMT			
1	PER FINANCE DEPT. EST- 3/26/20 JD			240			
				240			
440-4050-539.41-15	CELLULAR	601	433	361	440	490	50
LEVEL	TEXT			TEXT AMT			
1	PER FINANCE DEPT. EST- 3/26/20 JD			440			
	ON CALL CELL PHONE BB 3/26/20			50			
				490			
440-4050-539.41-20	VOIP / NETWORK	1,295	1,705	327	2,050	384	1,666-
LEVEL	TEXT			TEXT AMT			

CITY OF EDGEWATER
DEPARTMENT BUDGET

PREPARED 08/21/20, 08:57:39

ACCOUNT NUMBER	ACCOUNT DESCRIPTION	FY2018 Actuals	FY2019 Actuals	Y-T-D Actuals	FY2020 Budget	FY2021 PROPOSED	COMPARATIVE VARIANCE
1	PER FINANCE DEPT. EST- 3/26/20 JD			384 384			
440-4050-539.41-40	POSTAGE	0	0	1	0	0	0
440-4050-539.43-10	ELECTRIC	64,364	57,583	37,852	66,950	59,311	7,639-
LEVEL	TEXT			TEXT AMT			
1	PER FINANCE DEPT. EST- 3/26/20 JD			59,311 59,311			
440-4050-539.43-30	WATER / SEWER / TRASH	705	729	656	671	949	278
LEVEL	TEXT			TEXT AMT			
1	PER FINANCE DEPT. EST- 3/27/20 JD			949 949			
440-4050-539.44-10	RENT	0	5,498	1,848	1,000	1,000	0
LEVEL	TEXT			TEXT AMT			
1	EQUIPMENT RENTALS BB 3/26/20			1,000 1,000			
440-4050-539.46-10	REPAIR & MAINTENANCE	52,726	79,395	30,322	80,000	82,500	2,500
LEVEL	TEXT			TEXT AMT			
1	LIFT STATION PUMP REPAIRS BB 3/26/20			50,000			
	WELL WELL REPAIRS BB 3/26/20			7,000			
	LIFT STATION VALVE VAULT BB 3/26/20			7,000			
	ELECTRICAL REPAIRS BB 3/26/20			14,000			
	MAN HOLES (RINGS & RISERS) BB 3/26/20			2,000			
	AIR RELEASE VALVES BB 3/26/20			2,000			
	TELEMETRY REPAIRS BB 3/26/20			500			
				82,500			
440-4050-539.46-20	FLEET CHARGES	8,470	16,296	26,921	20,291	22,064	1,773
LEVEL	TEXT			TEXT AMT			
1	PER FINANCE DEPARTMENT BV 05.21.2020			22,064 22,064			
440-4050-539.47-10	PRINTING & BINDING	34	0	0	0	0	0

CITY OF EDGEWATER
DEPARTMENT BUDGET

PREPARED 08/21/20, 08:57:39

ACCOUNT NUMBER	ACCOUNT DESCRIPTION	FY2018 Actuals	FY2019 Actuals	Y-T-D Actuals	FY2020 Budget	FY2021 PROPOSED	COMPARATIVE VARIANCE
440-4050-539.47-20	COPIER	1,974	2,115	1,592	2,200	2,200	0
LEVEL	TEXT			TEXT AMT			
1	PER FINANCE TB			2,200			
				2,200			
440-4050-539.49-01	COST ALLOCATION	47,954	44,995	43,993	52,791	58,382	5,591
LEVEL	TEXT			TEXT AMT			
1	PER FINANCE DEPARTMENT - JD 8-19-2020			58,382			
				58,382			
440-4050-539.49-10	OTHER CHARGES/OBLIGATIONS	470	12,550	1,895	2,150	2,000	150-
LEVEL	TEXT			TEXT AMT			
1	DRUG TEST & PHYSICALS BB 3/26/20			500			
	CONTRACTOR REIMBURSEMENTS BB 3/26/20			1,500			
				2,000			
440-4050-539.49-40	PILOFF WATER & SEWER	27,045	29,346	26,265	24,856	32,346	7,490
LEVEL	TEXT			TEXT AMT			
1	PER FINANCE ESTIMATE 07.1.20 JD			32,346			
				32,346			
440-4050-539.51-10	OFFICE SUPPLIES	53	180	20	500	500	0
LEVEL	TEXT			TEXT AMT			
1	PRINT & FAX CARTRIDGES BB 3/26/20			200			
	COPY PAPER, OFFICE SUPPLIES BB 3/26/20			300			
				500			
440-4050-539.52-10	OPERATING SUPPLIES	20,008	12,737	8,181	14,500	25,000	10,500
LEVEL	TEXT			TEXT AMT			
1	GLOVES & SAFETY SUPPLIES BB 3/26/20			1,000			
	ELECTRICAL SUPPLIES BB 3/26/20			5,000			
	HAND TOOLS BB 3/26/20			5,000			
	HARDWARE BB 3/26/20			2,000			
	FIRST AID & CLEANING SUPPLIES BB 3/26/20			2,000			
	PLUMBING SUPPLIES BB 3/26/20			1,000			
	NOZZLE KIT - VAC TRUCK BB 3/26/20			5,000			

CITY OF EDGEWATER
DEPARTMENT BUDGET

PREPARED 08/21/20, 08:57:39

ACCOUNT NUMBER	ACCOUNT DESCRIPTION	FY2018 Actuals	FY2019 Actuals	Y-T-D Actuals	FY2020 Budget	FY2021 PROPOSED	COMPARATIVE VARIANCE
	SMOKE TEST EQUIPMENT BB 3/26/20			4,000 25,000			
440-4050-539.52-20	UNLEADED & DIESEL	15,342	13,129	8,138	17,719	12,710	5,009-
LEVEL	TEXT			TEXT AMT			
1	PER FINANCE DEPARTMENT - PRELIMINARY; 5/04 JB			12,710 12,710			
440-4050-539.52-30	UNIFORMS	230	190	422	1,080	1,080	0
LEVEL	TEXT			TEXT AMT			
1	SHIRTS & PANTS BB 3/26/20 JACKETS BB 3/26/20			880 200 1,080			
440-4050-539.52-50	CHEMICAL	19,995	18,540	19,823	25,000	25,000	0
LEVEL	TEXT			TEXT AMT			
1	ENZYMES FOR FOG PROGRAM BB 3/26/20			25,000 25,000			
440-4050-539.54-20	EDUCATIONAL DEVELOPMENT	865	515	394	650	1,200	550
LEVEL	TEXT			TEXT AMT			
1	FWPCOA SHORT SCHOOL (4) BB 3/26/20			1,200 1,200			
*		494,069	487,024	384,948	628,887	661,154	32,267
**	WASTE WATER COLLECTIONS	494,069	487,024	384,948	628,887	661,154	32,267

CITY OF EDGEWATER
DEPARTMENT BUDGET

PREPARED 08/21/20, 08:57:39

ACCOUNT NUMBER	ACCOUNT DESCRIPTION	FY2018 Actuals	FY2019 Actuals	Y-T-D Actuals	FY2020 Budget	FY2021 PROPOSED	COMPARATIVE VARIANCE
FIELD OPERATIONS							
440-4080-539.12-10	REGULAR SALARIES	447,365	425,148	286,805	489,570	571,054	81,484
LEVEL	TEXT			TEXT AMT			
1	SALARIES PER EMPLOYEE BUDGET			598,697			
	LESS: OVERTIME			27,643-			
				571,054			
440-4080-539.12-20	DC ICMA	21,517	18,415	11,950	14,202	14,352	150
440-4080-539.14-10	OVERTIME	18,685	22,244	18,721	33,571	27,643	5,928-
LEVEL	TEXT			TEXT AMT			
1	OVERTIME PER EMPLOYEE BUDGET			27,643			
				27,643			
440-4080-539.15-30	CELL PHONE	1,307	1,041	1,434	900	1,320	420
440-4080-539.15-60	BOOT ALLOWANCE	814	1,062	300	1,500	1,800	300
LEVEL	TEXT			TEXT AMT			
1	BOOT ALLOWANCE (12) BB 3/27/20			1,800			
				1,800			
440-4080-539.21-10	FICA TAXES	27,111	26,114	18,285	26,663	25,903	760-
440-4080-539.21-20	MEDICARE	6,341	6,107	4,276	6,236	6,058	178-
440-4080-539.22-20	DCSE	34,142	32,882	17,329	40,884	35,611	5,273-
440-4080-539.23-10	LIFE INS	1,514	1,539	1,129	1,920	1,849	71-
440-4080-539.23-20	GROUP MEDICAL INSURANCE	123,833	106,586	63,792	146,764	115,926	30,838-
440-4080-539.23-21	HSA-EMPLOYER CONTRIBUTION	0	4,367	4,838	4,650	10,750	6,100
LEVEL	TEXT			TEXT AMT			
1	PER FINANCE ESTIMATE 03.30.20 JD			10,750			
				10,750			
440-4080-539.23-22	HRA-EMPLOYER CONTRIBUTION	639	0	0	1,750	1,500	250-
LEVEL	TEXT			TEXT AMT			

CITY OF EDGEWATER
DEPARTMENT BUDGET

PREPARED 08/21/20, 08:57:39

ACCOUNT NUMBER	ACCOUNT DESCRIPTION	FY2018 Actuals	FY2019 Actuals	Y-T-D Actuals	FY2020 Budget	FY2021 PROPOSED	COMPARATIVE VARIANCE
1	PER FINANCE ESTIMATE 03.31.20 JD			1,500 1,500			
440-4080-539.23-30	DENTAL INSURANCE	3,590	2,786	1,720	3,226	3,540	314
440-4080-539.23-40	LT DISABILITY	3,103	2,959	2,031	3,803	3,308	495-
440-4080-539.23-60	BROKER & ADMIN FEES	3,034	3,384	2,030	4,023	2,840	1,183-
LEVEL	TEXT			TEXT AMT			
1	PER FINANCE ESTIMATE 03.30.20 JD			2,840 2,840			
440-4080-539.24-10	WORKER'S COMPENSATION	18,922	15,764	8,881	15,070	15,065	5-
440-4080-539.34-10	OTHER CONTRACTUAL SERVICE	389	153	30,128	131,205	34,808	96,397-
LEVEL	TEXT			TEXT AMT			
1	PEST CONTROL PER FINANCE TB 04-27-20			153			
	SOFTWARE & SERVICES FOR FLEXNET SYSTEM BB 5/20/20			34,655 34,808			
440-4080-539.40-10	TRAVEL & PER DIEM	1,238	99	174	3,963	3,963	0
LEVEL	TEXT			TEXT AMT			
1	BASIC MOT MEALS BB 3/27/20			22			
	FWPCOA SHORT SCHOOL MEALS (4) BB 3/27/20			525			
	FWPCOA SHORT SCHOOL HOTEL (4) BB 3/27/20			1,950			
	RECLAIM SCHOOL HOTELS & MEALS (1) BB 3/27/20			550			
	BACKFLOW RECERT MEALS (2) BB 3/27/20			66			
	NASTT NO DIG HOTEL & MEALS BB 3/27/20			150			
	CROSS CONN CONF HOTEL & MEALS BB 3/27/20			350			
	BACKFLOW TESTER CERT HOTEL & MEALS (1) BB 3/27/20			350 3,963			
440-4080-539.41-15	CELLULAR	881	873	970	880	880	0
LEVEL	TEXT			TEXT AMT			
1	PER FINANCE DEPT. EST- 3/26/20 JD			880 880			
440-4080-539.41-20	VOIP / NETWORK	1,240	1,441	1,129	829	900	71
LEVEL	TEXT			TEXT AMT			

CITY OF EDGEWATER
DEPARTMENT BUDGET

PREPARED 08/21/20, 08:57:39

ACCOUNT NUMBER	ACCOUNT DESCRIPTION	FY2018 Actuals	FY2019 Actuals	Y-T-D Actuals	FY2020 Budget	FY2021 PROPOSED	COMPARATIVE VARIANCE
1	PER FINANCE DEPT. EST- 3/26/20 JD			900 900			
440-4080-539.44-10	RENT	0	0	0	1,000	1,000	0
LEVEL	TEXT			TEXT AMT			
1	EQUIPMENT RENTALS BB 3/27/20			1,000 1,000			
440-4080-539.46-10	REPAIR & MAINTENANCE	128,862	216,484	91,534	585,500	34,500	551,000-
LEVEL	TEXT			TEXT AMT			
1	CONCRETE BB 3/27/20			1,000			
	ROCK FOR BACKFILL BB 3/27/20			2,000			
	COUPLINGS & CLAMPS BB 3/27/20			2,000			
	ASPHALT BB 3/27/20			1,000			
	SOD BB 3/27/20			1,500			
	BACKFLOW REPAIRS BB 3/27/20			2,000			
	FIRE HYDRANT REPLACEMENTS BB 3/27/20			20,000			
	PLUMBING REPAIRS BB 3/27/20			5,000 34,500			
440-4080-539.46-20	FLEET CHARGES	35,496	39,115	27,935	34,808	36,870	2,062
LEVEL	TEXT			TEXT AMT			
1	PER FINANCE DEPARTMENT BV 05.21.2020			36,870 36,870			
440-4080-539.47-10	PRINTING & BINDING	0	0	0	0	300	300
LEVEL	TEXT			TEXT AMT			
1	DOOR HANGERS BB 3/27/20			300 300			
440-4080-539.49-01	COST ALLOCATION	105,554	119,749	104,932	125,918	120,169	5,749-
LEVEL	TEXT			TEXT AMT			
1	PER FINANCE DEPARTMENT - JD 8-19-2020			120,169 120,169			
440-4080-539.49-10	OTHER CHARGES/OBLIGATIONS	4,178	5,131	2,763	4,750	5,695	945
LEVEL	TEXT			TEXT AMT			

CITY OF EDGEWATER
DEPARTMENT BUDGET

PREPARED 08/21/20, 08:57:39

ACCOUNT NUMBER	ACCOUNT DESCRIPTION	FY2018 Actuals	FY2019 Actuals	Y-T-D Actuals	FY2020 Budget	FY2021 PROPOSED	COMPARATIVE VARIANCE
1	SENSUS METER SUPPORT BB 3/27/20			2,000			
	SUNSHINE STATE ONE CALL BB 3/27/20			1,750			
	PLUMBING CONTRACTOR SERVICES BB 3/27/20			1,000			
	DISTRIBUTION LICENSE RENEWAL (7) BB 3/27/20			525			
	CELL ACCESS FOR SERVICE TABLET BB 3/30/20			420			
				5,695			
440-4080-539.49-40	PILOFF WATER & SEWER	74,288	80,610	72,154	89,695	88,849	846-
LEVEL	TEXT			TEXT AMT			
1	PER FINANCE ESTIMATE 07.1.20 JD			88,849			
				88,849			
440-4080-539.51-10	OFFICE SUPPLIES	49	204	543	400	500	100
LEVEL	TEXT			TEXT AMT			
1	PRINT & FAX CARTRIDGES BB 3/27/20			300			
	COPY PAPER BB 3/27/20			100			
	LOG BOOK BB 3/27/20			100			
				500			
440-4080-539.52-10	OPERATING SUPPLIES	45,642	73,979	59,470	52,900	152,350	99,450
LEVEL	TEXT			TEXT AMT			
1	FIRST AID/CLEANING SUPPLIES BB 3/27/20			3,000			
	HAND TOOLS BB 3/27/220			5,000			
	PLUMBING SUPPLIES BB 3/27/20			4,000			
	WATER METERS & NEW CONNECTIONS (200) BB 3/27/20			120,000			
	PIPE, FITTINGS, VALVES BB 3/27/20			5,000			
	RECLAIM METERS & BACK FLOWS BB 3/27/20			4,000			
	BARRICADES BB 3/27/20			1,000			
	AUTO FLUSH BB 3/27/20			10,000			
	TABLET FOR FIELD WORK BB 3/30/20			350			
				152,350			
440-4080-539.52-20	UNLEADED & DIESEL	28,276	24,251	16,345	33,382	26,237	7,145-
LEVEL	TEXT			TEXT AMT			
1	PER FINANCE DEPARTMENT - PRELIMINARY; 5/04 JB			26,237			
				26,237			
440-4080-539.52-30	UNIFORMS	250	923	804	2,350	2,350	0
LEVEL	TEXT			TEXT AMT			

CITY OF EDGEWATER
DEPARTMENT BUDGET

PREPARED 08/21/20, 08:57:39

ACCOUNT NUMBER	ACCOUNT DESCRIPTION	FY2018 Actuals	FY2019 Actuals	Y-T-D FY2020 Actuals	FY2020 Budget	FY2021 PROPOSED	COMPARATIVE VARIANCE
1	PANTS & SHIRTS BB 3/27/20 JACKETS BB 3/27/20			1,750 600 2,350			
440-4080-539.54-10	BOOKS, PUBS, SUBS, & MEM	30	30	0	30	30	0
LEVEL	TEXT			TEXT AMT			
1	FWPCOA MEMBERSHIP BB 3/27/20			30 30			
440-4080-539.54-20	EDUCATIONAL DEVELOPMENT	707	950	855	3,060	4,200	1,140
LEVEL	TEXT			TEXT AMT			
1	BASIC MOT CLASS (2) BB 3/27/20			350			
	CEU REQUIRED SEMINARS & TRAINING BB 3/27/20			300			
	FWPCOA SHORT SCHOOL (4) BB 3/27/20			1,300			
	RECLAIMED WATER SCHOOL BB 3/27/20			350			
	BACKFLOW RECERT CLASS (2) BB 3/27/20			350			
	NASST NO DIG SHOW BB 3/27/20			300			
	CROSS CONNECTION CONFERENCE BB 3/27/20			600			
	BACKFLOW CERTIFICATION CLASS (2) BB 3/27/20			650			
				4,200			
*		1,138,997	1,234,390	853,257	1,865,402	1,352,120	513,282-
**	FIELD OPERATIONS	1,138,997	1,234,390	853,257	1,865,402	1,352,120	513,282-
***	ENVIRONMENTAL SERVICES	6,096,315	6,447,028	5,301,577	8,106,969	7,518,993	587,976-

CITY OF EDGEWATER
DEPARTMENT BUDGET

PREPARED 08/21/20, 08:57:39

ACCOUNT NUMBER	ACCOUNT DESCRIPTION	FY2018 Actuals	FY2019 Actuals	Y-T-D Actuals	FY2020 Budget	FY2021 PROPOSED	COMPARATIVE VARIANCE
NON-DEPARTMENTAL							
440-5555-580.22-10	RETIREMENT CONTRIBUTIONS	352,130	337,464	257,935	326,978	384,809	57,831
LEVEL	TEXT						
1	REQUIRED CITY CONTRIBUTION GENERAL EMPLOYE PENSION PER FOSTER & FOSTER VALUATION AS OF 10/1/19						302,050
	REQUIRED CITY CONTRIBUTION OPEB - OVER 5 YEARS PER FOSTER & FOSTER VALUATION AS OF 10/01/17						82,759
							384,809
440-5555-580.23-80	PTO EXPENSE	10,744-	40,113-	0	0	0	0
440-5555-580.31-10	PROFESSIONAL SERVICES	62,071	14,056	35,839	23,426	20,659	2,767-
LEVEL	TEXT						
1	PER FINANCE DEPT-RATE STUDY UPDATE-PRELIMINARY						20,659
							20,659
440-5555-580.34-10	OTHER CONTRACTUAL SERVICE	1,800	9,700	0	0	0	0
440-5555-580.45-10	GENERAL LIABILITY	16,062	16,375	21,707	21,707	22,359	652
LEVEL	TEXT						
1	PER FINANCE ESTIMATE 04.24.20 JD						22,359
							22,359
440-5555-580.45-15	PROPERTY	72,670	71,609	80,952	80,952	83,379	2,427
LEVEL	TEXT						
1	PER FINANCE ESTIMATE 04.24.20 JD						83,379
							83,379
440-5555-580.45-20	PUBLIC OFFICIALS	12,775	6,332	15,570	15,570	16,037	467
LEVEL	TEXT						
1	PER FINANCE ESTIMATE 04.24.20 JD						16,037
							16,037
440-5555-580.45-25	AUTOMOBILE	17,499	16,546	17,565	17,565	18,092	527
LEVEL	TEXT						

CITY OF EDGEWATER
DEPARTMENT BUDGET

PREPARED 08/21/20, 08:57:39

ACCOUNT NUMBER	ACCOUNT DESCRIPTION	FY2018 Actuals	FY2019 Actuals	Y-T-D Actuals	FY2020 Budget	FY2021 PROPOSED	COMPARATIVE VARIANCE
1	PER FINANCE DEPT JD 5-20-20			18,092 18,092			
440-5555-580.45-35	ENVIRONMENTAL LIABILITY	3,327	10,307	3,436	3,436	3,436	0
LEVEL	TEXT			TEXT AMT			
1	PER FINANCE ESTIMATE 04.24.20 JD			3,436 3,436			
440-5555-580.46-10	REPAIR & MAINTENANCE	0	25,277	0	15,000	15,000	0
LEVEL	TEXT			TEXT AMT			
1	PARK AVE BOOSTER STATION BLDG REPAIRS BB 3/26/20			15,000 15,000			
440-5555-580.49-10	OTHER CHARGES/OBLIGATIONS	2,506	6,521	504	8,000	2,390	5,610-
LEVEL	TEXT			TEXT AMT			
1	SIMPLIFILE			2,390 2,390			
440-5555-580.49-20	BANK CHARGES	0	6,730	0	0	0	0
440-5555-580.49-30	INSURANCE DEDUCTIBLE	0	0	3,657	0	0	0
440-5555-580.49-60	HURRICANE CHARGES MATTHEW	244	0	0	0	0	0
440-5555-580.52-10	OPERATING SUPPLIES	75	0	0	0	0	0
440-5555-580.59-10	DEPRECIATION	2,792,093	2,449,401	0	0	0	0
440-5555-580.64-10	MACHINERY & EQUIPMENT	0	0	42,101	168,000	280,000	112,000
LEVEL	TEXT			TEXT AMT			
1	GENERATORS FOR LIFT STATIONS AIR COMPRESSOR AT WWTP			250,000 30,000 280,000			
440-5555-580.64-20	MOTOR VEHICLES	0	0	0	65,000	196,800	131,800
LEVEL	TEXT			TEXT AMT			
1	1 CNT SERVICE TRUCK 1 CNT SUV			40,000 35,000			

CITY OF EDGEWATER
DEPARTMENT BUDGET

PREPARED 08/21/20, 08:57:39

ACCOUNT NUMBER	ACCOUNT DESCRIPTION	FY2018 Actuals	FY2019 Actuals	Y-T-D Actuals	FY2020 Budget	FY2021 PROPOSED	COMPARATIVE VARIANCE
1	CNT BACKHOE			121,800 196,800			
440-5555-580.71-15	JCI METERS	0	0	398,000	513,000	115,000	398,000-
LEVEL	TEXT			TEXT AMT			
1	PER FINANCE DEPT JD 4-28-20			115,000 115,000			
440-5555-580.71-28	BBT CAP IMP REV NOTE 2014	0	0	33,000	33,000	34,000	1,000
LEVEL	TEXT			TEXT AMT			
1	PER FINANCE DEPT JD 4-28-20			34,000 34,000			
440-5555-580.71-29	ST REV FUND-WWTP R&R 2013	0	0	293,526	293,526	298,920	5,394
LEVEL	TEXT			TEXT AMT			
1	PER FINANCE DEPT JD 4-28-20			298,920 298,920			
440-5555-580.71-38	BBT W&S REF REV BND 2016	0	0	896,000	896,000	916,000	20,000
LEVEL	TEXT			TEXT AMT			
1	PER FINANCE DEPT JD 4-28-20			916,000 916,000			
440-5555-580.71-40	2016 VEH LSE AMER CAP	0	0	4,873	4,873	4,972	99
LEVEL	TEXT			TEXT AMT			
1	PER FINANCE DEPT JD 4-28-20			4,972 4,972			
440-5555-580.71-42	SRF 640530 RECL X DESIG	0	0	8,175	16,375	16,478	103
LEVEL	TEXT			TEXT AMT			
1	PER FINANCE DEPT JD 4-28-20			16,478 16,478			
440-5555-580.71-43	SRF 640531	0	0	0	0	218,693	218,693
LEVEL	TEXT			TEXT AMT			

CITY OF EDGEWATER
DEPARTMENT BUDGET

PREPARED 08/21/20, 08:57:39

ACCOUNT NUMBER	ACCOUNT DESCRIPTION	FY2018 Actuals	FY2019 Actuals	Y-T-D Actuals	FY2020 Budget	FY2021 PROPOSED	COMPARATIVE VARIANCE
1	PER FINANCE DEPT JD 4-28-20		218,693	218,693			
440-5555-580.72-15	JCI METERS	40,027	27,722	7,794	9,154	627	8,527-
LEVEL	TEXT		TEXT	AMT			
1	PER FINANCE DEPT JD 4-28-20			627			
				627			
440-5555-580.72-28	BBT CAP IMP REV NOTE 2014	5,240	4,483	2,767	3,766	2,958	808-
LEVEL	TEXT		TEXT	AMT			
1	PER FINANCE DEPT JD 4-28-20			2,958			
				2,958			
440-5555-580.72-29	ST REV FUND-WWTP R&R 2013	99,413	94,184	90,443	90,443	85,049	5,394-
LEVEL	TEXT		TEXT	AMT			
1	PER FINANCE DEPT JD 4-28-20			85,049			
				85,049			
440-5555-580.72-38	BBT W&S REF REV BND 2016	198,881	178,733	168,429	204,678	147,591	57,087-
LEVEL	TEXT		TEXT	AMT			
1	PER FINANCE DEPT JD 4-28-20			147,591			
				147,591			
440-5555-580.72-40	2016 VEH LSE AMER CAP	406	309	303	303	204	99-
LEVEL	TEXT		TEXT	AMT			
1	PER FINANCE DEPT JD 4-28-20			204			
				204			
440-5555-580.72-42	SRF 640530 RECL X DESIG	1,949	2,064	1,009	996	1,889	893
LEVEL	TEXT		TEXT	AMT			
1	PER FINANCE DEPT JD 4-28-20			1,889			
				1,889			
440-5555-580.72-43	SRF 640531	0	0	0	0	29,306	29,306
LEVEL	TEXT		TEXT	AMT			

CITY OF EDGEWATER
DEPARTMENT BUDGET

PREPARED 08/21/20, 08:57:39

ACCOUNT NUMBER	ACCOUNT DESCRIPTION	FY2018 Actuals	FY2019 Actuals	Y-T-D Actuals	FY2020 Budget	FY2021 PROPOSED	COMPARATIVE VARIANCE
1	PER FINANCE DEPT JD 4-28-20			29,306 29,306			
440-5555-580.73-46	10M UT SYS REF RV NT 2016	9,462	0	0	0	0	0
*		3,677,886	3,237,700	2,383,585	2,811,748	2,914,648	102,900
440-5555-581.04-44	RENEWAL AND REPLACEMENT	0	526,814	4,516,812	1,377,044	1,200,000	177,044-
LEVEL	TEXT			TEXT AMT			
1	TRANSFER						
	FUNDING R&R PER UTILITY SYSTEM REFUNDING 2016			700,000			
	PER COVENANT 5% PRIOR YEAR GROSS REVENUE ESTIMATE			500,000			
	ADDITIONAL TRANSFERS FOR PROJECTS			1,200,000			
440-5555-581.04-50	PUBLIC WORKS COMPLEX	0	0	641,667	700,000	0	700,000-
440-5555-581.05-01	MIS	8,800	8,800	0	0	8,800	8,800
LEVEL	TEXT			TEXT AMT			
1	ADDITIONAL RADIOS FIELD OPS & COLLECTIONS			8,800 8,800			
*		8,800	535,614	5,158,479	2,077,044	1,208,800	868,244-
440-5555-589.10-01	CURRENT YEAR UNRESERVED	0	0	0	0	657,308	657,308
LEVEL	TEXT			TEXT AMT			
1	CY OPERATING RESERVES / STABILIZATION 06.02.20 BV			384,128			
	CONTINGENCY FUNDS			273,180			
				657,308			
440-5555-589.50-50	CHARTER RESERVE/STABILIZA	0	0	0	437,734	0	437,734-
*		0	0	0	437,734	657,308	219,574
**	DEPARTMENTAL	3,686,686	3,773,314	7,542,064	5,326,526	4,780,756	545,770-
***	NON-	3,686,686	3,773,314	7,542,064	5,326,526	4,780,756	545,770-
****	WATER & SEWER OPERATIONS	9,783,001	10,220,342	12,843,641	13,433,495	12,299,749	1,133,746-



442 – WATER DEVELOPMENT



442 – WATER DEVELOPMENT REVENUE

CITY OF EDGEWATER
FUND REVENUE

PREPARED 08/21/20, 08:57:46

ACCOUNT NUMBER	ACCOUNT DESCRIPTION	FY2018 Actuals	FY2019 Actuals	Y-T-D FY2020 Actuals	FY2020 Budget	FY2021 PROPOSED	COMPARATIVE VARIANCE
WATER DEVELOPMENT FEES							
442-0000-343.39-10	WATER DEVELOPMENT FEES	123,730	136,025	165,298	100,000	140,175	40,175
LEVEL	TEXT			TEXT AMT			
1	WATER DEVELOPMENT FEES EST JD 5-20-2020			140,175			
				140,175			
*	CHARGES FOR SERVICES	123,730	136,025	165,298	100,000	140,175	40,175
**	WATER DEVELOPMENT FEES	123,730	136,025	165,298	100,000	140,175	40,175



442 – WATER DEVELOPMENT EXPENSE

CITY OF EDGEWATER
DEPARTMENT BUDGET

PREPARED 08/21/20, 08:57:39

ACCOUNT NUMBER	ACCOUNT DESCRIPTION	FY2018 Actuals	FY2019 Actuals	Y-T-D FY2020 Actuals	FY2020 Budget	FY2021 PROPOSED	COMPARATIVE VARIANCE
WATER DEVELOPMENT FEES							
NON-							
DEPARTMENTAL							
442-5555-581.04-44	RENEWAL AND REPLACEMENT	700	0	0	0	0	0
*		700	0	0	0	0	0
442-5555-589.10-01	CURRENT YEAR UNRESERVED	0	0	0	100,000	140,175	40,175
LEVEL	TEXT						
1	PER FINANCE DEPT 05.20.2020						
*		0	0	0	100,000	140,175	40,175
**	DEPARTMENTAL	700	0	0	100,000	140,175	40,175
***	NON-	700	0	0	100,000	140,175	40,175
****	WATER DEVELOPMENT FEES	700	0	0	100,000	140,175	40,175



443 – SEWER DEVELOPMENT



443 – SEWER DEVELOPMENT REVENUE

CITY OF EDGEWATER
FUND REVENUE

PREPARED 08/21/20, 08:57:46

ACCOUNT NUMBER	ACCOUNT DESCRIPTION	FY2018 Actuals	FY2019 Actuals	Y-T-D FY2020 Actuals	FY2020 Budget	FY2021 PROPOSED	COMPARATIVE VARIANCE
SEWER DEVELOPMENT FEES							
443-0000-343.59-10	FEES	107,958	80,866	143,127	65,000	228,150	163,150
LEVEL	TEXT			TEXT AMT			
1	SEWER DEVELOPMENT FEES ESTIMATE JD 5-20-2020			228,150			
				228,150			
*	CHARGES FOR SERVICES	107,958	80,866	143,127	65,000	228,150	163,150
**	SEWER DEVELOPMENT FEES	107,958	80,866	143,127	65,000	228,150	163,150



443 – SEWER DEVELOPMENT EXPENSE

CITY OF EDGEWATER
DEPARTMENT BUDGET

PREPARED 08/21/20, 08:57:39

ACCOUNT NUMBER	ACCOUNT DESCRIPTION	FY2018 Actuals	FY2019 Actuals	Y-T-D FY2020 Actuals	FY2020 Budget	FY2021 PROPOSED	COMPARATIVE VARIANCE
SEWER DEVELOPMENT FEES							
NON-							
DEPARTMENTAL							
443-5555-581.04-44	RENEWAL AND REPLACEMENT	0	17,475	0	0	0	0
*		0	17,475	0	0	0	0
443-5555-589.10-01	CURRENT YEAR UNRESERVED	0	0	0	65,000	228,150	163,150
LEVEL	TEXT			TEXT AMT			
1	PER FINANCE DEPT 05.20.2020 BV			228,150			
				228,150			
*		0	0	0	65,000	228,150	163,150
**	DEPARTMENTAL	0	17,475	0	65,000	228,150	163,150
***	NON-	0	17,475	0	65,000	228,150	163,150
****	SEWER DEVELOPMENT FEES	0	17,475	0	65,000	228,150	163,150



444 – RENEWAL & REPLACEMENT



444 – RENEWAL & REPLACEMENT REVENUE

CITY OF EDGEWATER
FUND REVENUE

PREPARED 08/21/20, 08:57:46

ACCOUNT NUMBER	ACCOUNT DESCRIPTION	FY2018 Actuals	FY2019 Actuals	Y-T-D Actuals	FY2020 Budget	FY2021 PROPOSED	COMPARATIVE VARIANCE
RENEWAL & REPLACEMENT							
444-0000-331.39-03	GRANT FUNDS	6,886	0	0	0	0	0
444-0000-331.50-05	HAZARD MIT GRANT PRG HMGP	0	0	0	201,131	225,000	23,869
LEVEL	TEXT						
1	FEMA HMGP GRANT (75%)TO HARDEN WWTP					225,000	225,000
444-0000-337.36-00	ST JOHNS RIVER WMD	0	1,145,858	0	0	0	0
444-0000-337.71-10	COMM DEV BLOCK GRANT-CDBG	0	0	0	0	455,473	455,473
LEVEL	TEXT						
1	CDBG SEWER LINING WEST PARK AVE & US 1					80,473	80,473
	SAFE ROOM @ WWTP & HARDENING OPS BLDG 25%					75,000	75,000
	SAFE ROOM @ ARWTP & HARDENING OPS BLDG 100%					300,000	300,000
						455,473	455,473
*	INTERGOVERNMENTAL REVENUE	6,886	1,145,858	0	201,131	680,473	479,342
444-0000-381.01-25	CRA TRANSFER	0	0	0	63,745	0	63,745-
444-0000-381.04-40	WATER SEWER	0	526,814	4,701,883	1,377,044	1,200,000	177,044-
LEVEL	TEXT						
1	FUNDING R&R PERUTILITY SYSTEM REFUNDING REVENUE						
	NOTE RESOLUTION 5% OF PY W&S REVENUES					700,000	700,000
	ADDITIONAL TRANSFER					500,000	500,000
						1,200,000	1,200,000
444-0000-381.04-42	WATER DEVELOPMENT	700	0	0	0	0	0
444-0000-381.04-43	SEWER DEVELOPMENT	0	17,475	0	0	0	0
444-0000-381.04-45	WTR/SWR RATE STABIL	240,450	0	146,578	1,649,626	1,307,394	342,232-
LEVEL	TEXT						
1	TRANSFERS-CIP					1,307,394	1,307,394
444-0000-381.04-48	STORMWATER	179,305	0	0	0	0	0
444-0000-384.01-00	PROCEEDS FRM L/T DEBT	0	0	270,077	0	3,500,000	3,500,000
LEVEL	TEXT						
1	SRF LOAN FOR THM PRECURSOR REMOVAL PROCESS ARTWTP					3,500,000	3,500,000
*	OTHER SOURCES	420,455	544,289	5,118,538	3,090,415	6,007,394	2,916,979
**	RENEWAL & REPLACEMENT	427,341	1,690,147	5,118,538	3,291,546	6,687,867	3,396,321



444 – RENEWAL & REPLACEMENT EXPENSE

CITY OF EDGEWATER
DEPARTMENT BUDGET

PREPARED 08/21/20, 08:57:39

ACCOUNT NUMBER	ACCOUNT DESCRIPTION	FY2018 Actuals	FY2019 Actuals	Y-T-D FY2020 Actuals	FY2020 Budget	FY2021 PROPOSED	COMPARATIVE VARIANCE
RENEWAL & REPLACEMENT							
NON-							
DEPARTMENTAL							
444-5555-580.62-10	BUILDINGS	0	0	0	268,175	600,000	331,825
LEVEL	TEXT			TEXT AMT			
1	WWTP SAFE ROOM & HARDENING OF OPS BLDG BB 3/26/20			300,000			
	ARTWTP SAFE ROOM & HARDENING OF OPS BLDG 05.09.20			300,000			
				600,000			
444-5555-580.63-10	IMPROVEMENTS O/T BUILDING	0	0	983,554	2,514,871	5,397,867	2,882,996
LEVEL	TEXT			TEXT AMT			
1	WATER: FLEXNET SMART WATER METER NETWORK BB 42720			492,394			
	WATER: PERDITA, PALMETTO, LIVE OAK WATER IMP BB427			200,000			
	WATER: NEW YORK ST WATER IMPROVEMENTS BB 4/27/20			25,000			
	WATER: 2" WATER LINE REPLACEMENTS BD 4/28/20			200,000			
	WATER: THM PRECURSOR & REMOVAL PROCESS @ ARTWTP BB			3,500,000			
	WATER: UNSPECIFIED WATER BB 3/26/20			300,000			
	WWC: SEWER LATERAL SLIPLINING BB 3/26/20			200,000			
	WWC: MANHOLE LINING BB 3/26/20			100,000			
	WWC: UNSPECIFIED SEWER BB 3/26/20			300,000			
	COLLECTIONS: CDBG SEWER LINING WEST PARK & US 1			80,473			
				5,397,867			
444-5555-580.64-10	MACHINERY & EQUIPMENT	0	0	122,881	508,500	690,000	181,500
LEVEL	TEXT			TEXT AMT			
1	WTP: ARTWTP AUX POWER REPLACEMENT (GENERATOR, ENCLOSURE & TANK) BB 3/26/20			250,000			
	WWC: ADD TELEMETRY BB 3/26/20			40,000			
	WWC: SUBMERSIBLE PUMP REPLACEMENT BB 3/26/20			100,000			
	WWC:LS #3 REFURBSIHMENT & ANTENNA RELOC BB 3/26/20			300,000			
				690,000			
*		0	0	1,106,435	3,291,546	6,687,867	3,396,321
444-5555-581.04-40	WATER SEWER	349,922	0	1,718,701	0	0	0
444-5555-581.04-48	STORMWATER	540,783	0	2,950	0	0	0
*		890,705	0	1,721,651	0	0	0
**	DEPARTMENTAL	890,705	0	2,828,086	3,291,546	6,687,867	3,396,321
***	NON-	890,705	0	2,828,086	3,291,546	6,687,867	3,396,321
****	RENEWAL & REPLACEMENT	890,705	0	2,828,086	3,291,546	6,687,867	3,396,321



445 – WATER & SEWER RATE STABILIZATION



445 – WATER & SEWER RATE STABILIZATION REVENUE

CITY OF EDGEWATER
FUND REVENUE

PREPARED 08/21/20, 08:57:46

ACCOUNT NUMBER	ACCOUNT DESCRIPTION	FY2018 Actuals	FY2019 Actuals	Y-T-D FY2020 Actuals	FY2020 Budget	FY2021 PROPOSED	COMPARATIVE VARIANCE
W&S SINKING FUND							
445-0000-325.10-00	THOMAS ST IMPROVEMENTS	5,097	4,854	3,711	0	0	0
*	PERMITS FEES SPEC ASSESMT	5,097	4,854	3,711	0	0	0
445-0000-361.10-10	INTEREST	70	76	983	0	0	0
445-0000-361.10-14	SRF WWTP RR SINKING FUND	510	511	384	0	0	0
445-0000-361.12-00	INTERNAL LOAN	22,783	0	11,215	0	0	0
*	MISC. REVENUE	23,363	587	12,582	0	0	0
445-0000-389.90-12	UNRESERVED PROPRIETARY	0	0	0	1,649,626	1,307,394	342,232-
LEVEL	TEXT			TEXT AMT			
1	PER FINANCE DEPARTMENT 05.09.2020			1,307,394			
				1,307,394			
*	OTHER SOURCES	0	0	0	1,649,626	1,307,394	342,232-
**	W&S SINKING FUND	28,460	5,441	16,293	1,649,626	1,307,394	342,232



445 – WATER & SEWER RATE STABILIZATION EXPENSE

CITY OF EDGEWATER
DEPARTMENT BUDGET

PREPARED 08/21/20, 08:57:39

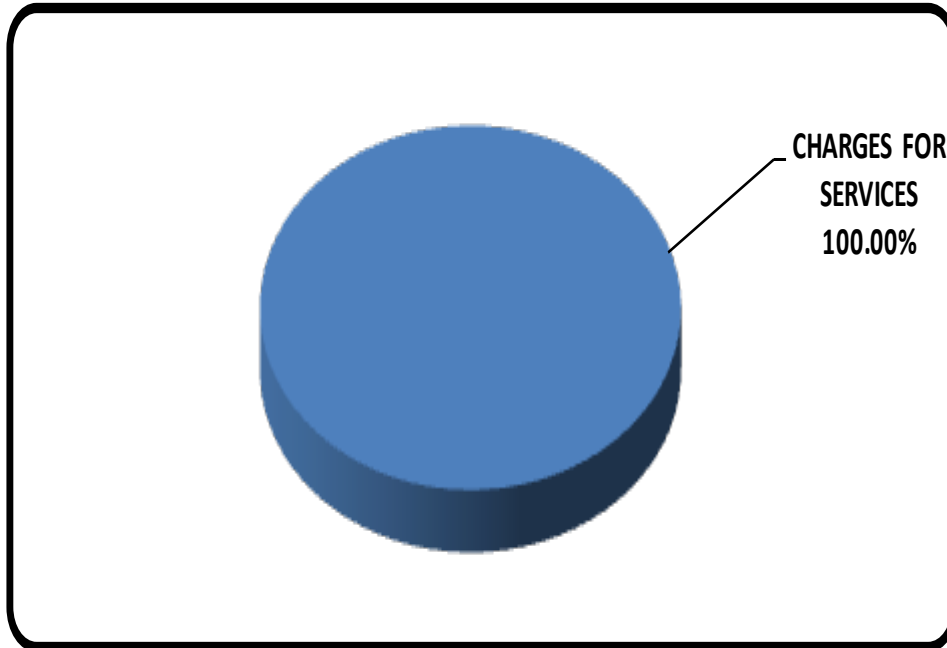
ACCOUNT NUMBER	ACCOUNT DESCRIPTION	FY2018 Actuals	FY2019 Actuals	Y-T-D FY2020 Actuals	FY2020 Budget	FY2021 PROPOSED	COMPARATIVE VARIANCE
W&S SINKING FUND							
NON-							
DEPARTMENTAL							
445-5555-580.49-10	OTHER CHARGES/OBLIGATIONS	29	0	0	0	0	0
*		29	0	0	0	0	0
445-5555-581.04-44	RENEWAL AND REPLACEMENT	240,450	0	331,649	1,649,626	1,307,394	342,232-
LEVEL	TEXT			TEXT AMT			
1	TRANSFER TO W&S R&R			1,307,394			
				1,307,394			
*		240,450	0	331,649	1,649,626	1,307,394	342,232-
**	DEPARTMENTAL	240,479	0	331,649	1,649,626	1,307,394	342,232-
***	NON-	240,479	0	331,649	1,649,626	1,307,394	342,232-
****	W&S SINKING FUND	240,479	0	331,649	1,649,626	1,307,394	342,232-



447 – SOLID WASTE



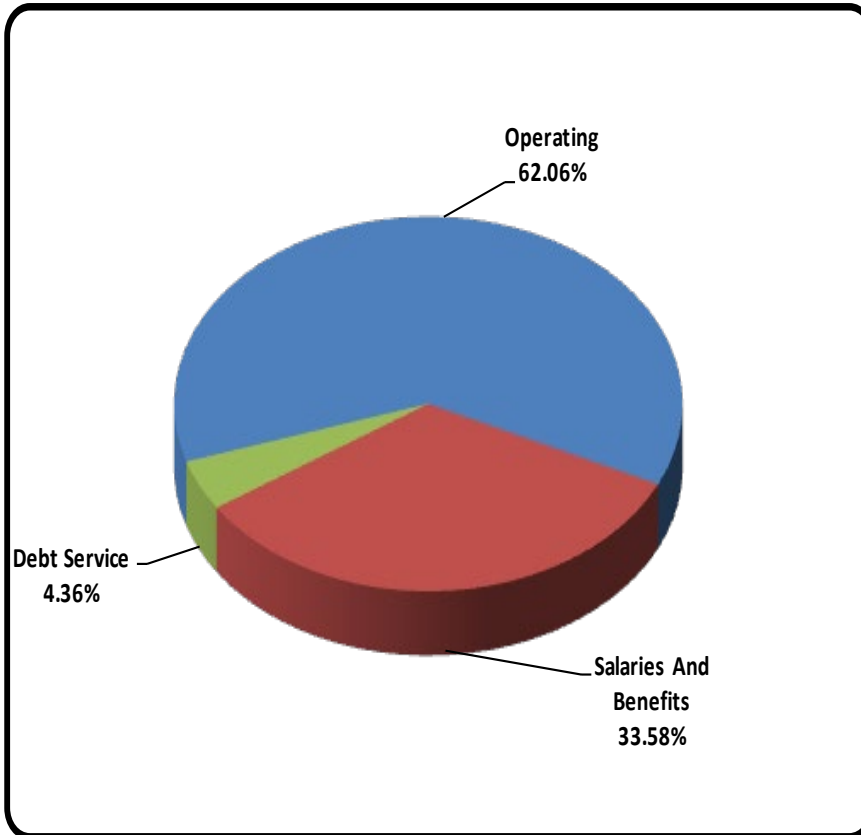
SOLID WASTE FUND - REVENUES



	<u>BUDGET</u>	<u>PERCENT</u>
CHARGES FOR SERVICES	3,625,606	100.00%
TOTAL AVAILABLE RESOURCES	\$ 3,625,606	100.00%



SOLID WASTE FUND - EXPENSES



	PERCENT	
	BUDGET	EXPENSES
Operating	2,250,663	62.06%
Salaries And Benefits	1,217,941	33.58%
Debt Service	158,002	4.36%
TOTAL AVAILABLE RESOURCES	\$ 3,626,606	100.00%



447 – SOLID WASTE REVENUE

CITY OF EDGEWATER
FUND REVENUE

PREPARED 08/21/20, 08:57:46

ACCOUNT NUMBER	ACCOUNT DESCRIPTION	FY2018 Actuals	FY2019 Actuals	Y-T-D FY2020 Actuals	FY2020 Budget	FY2021 PROPOSED	COMPARATIVE VARIANCE
SOLID WASTE UTILITY							
447-0000-343.41-10	SOLID WASTE COLLECTION	3,171,747	3,355,574	2,908,452	3,503,330	3,119,772	383,558-
LEVEL	TEXT		TEXT AMT				
1	BASED APR RATE & TREND JD 7-1-2020		3,119,772				
			3,119,772				
447-0000-343.42-10	RECYCLING	389,211	411,668	393,073	477,047	505,834	28,787
LEVEL	TEXT		TEXT AMT				
1	BASED APR RATE & TREND JD 7-1-2020		505,834				
			505,834				
* 447-0000-361.10-10	CHARGES FOR SERVICES INTEREST	3,560,958 1,468	3,767,242 7,228	3,301,525 6,516	3,980,377 5,000	3,625,606 0	354,771- 5,000-
LEVEL	TEXT		TEXT AMT				
1	PER FINANCE DEPARTMENT - PRELIMINARY; 4/24 JB						
447-0000-364.42-10	INSURANCE PROCEEDS	279	0	0	0	0	0
447-0000-365.10-00	SALES / SURPLUS	9,275	0	29,018	5,000	0	5,000-
LEVEL	TEXT		TEXT AMT				
1	PER FINANCE DEPARTMENT - JD 6/02/2020						
447-0000-369.90-10	MISC REVENUE	99	673	9	1,000	1,000	0
LEVEL	TEXT		TEXT AMT				
1	PER FINANCE DEPARTMENT - JD 6/02/2020		1,000				
			1,000				
447-0000-369.90-20	RETIREMENT FORFEITURES	20,285	1,989	20,668	0	0	0
* 447-0000-383.10-10	MISC. REVENUE VEHICLE LEASES	31,406	9,890	56,211	11,000	1,000	10,000-
447-0000-384.01-00	PROCEEDS FRM L/T DEBT	0	0	922,000	0	0	0
447-0000-389.90-12	UNRESERVED PROPRIETARY	0	0	0	2,590,000	0	2,590,000-
* 447-0000-389.90-12	OTHER SOURCES	0	0	0	489,027	0	489,027-
** 447-0000-389.90-12	SOLID WASTE UTILITY	0	0	922,000	3,079,027	0	3,079,027-
** 447-0000-389.90-12	SOLID WASTE UTILITY	3,592,364	3,777,132	4,279,736	7,070,404	3,626,606	3,443,798-



447 – SOLID WASTE EXPENSE

CITY OF EDGEWATER
DEPARTMENT BUDGET

PREPARED 08/21/20, 08:57:39

ACCOUNT NUMBER	ACCOUNT DESCRIPTION	FY2018 Actuals	FY2019 Actuals	Y-T-D Actuals	FY2020 Budget	FY2021 PROPOSED	COMPARATIVE VARIANCE
SOLID WASTE UTILITY							
ENVIRONMENTAL SERVICES							
REFUSE DEPARTMENT							
447-4060-534.12-10	REGULAR SALARIES	562,764	582,438	426,697	661,337	640,432	20,905-
LEVEL	TEXT			TEXT AMT			
1	SALARIES PER EMPLOYEE BUDGET			683,571			
	LESS: OVERTIME			43,139-			
				640,432			
447-4060-534.14-10	OVERTIME	38,031	51,773	38,782	38,126	43,139	5,013
LEVEL	TEXT			TEXT AMT			
1	OVERTIME PER EMPLOYEE BUDGET			43,139			
				43,139			
447-4060-534.15-60	BOOT ALLOWANCE	1,213	1,098	1,346	3,250	2,850	400-
LEVEL	TEXT			TEXT AMT			
1	BOOT ALLOWANCE (19) BB 3/27/20			2,850			
				2,850			
447-4060-534.21-10	FICA TAXES	35,635	37,858	27,504	42,614	38,846	3,768-
447-4060-534.21-20	MEDICARE	8,334	8,854	6,432	9,966	9,084	882-
447-4060-534.22-20	DCSE	59,092	71,516	52,913	80,201	75,183	5,018-
447-4060-534.23-10	LIFE INS	2,011	2,231	1,884	3,048	2,801	247-
447-4060-534.23-20	GROUP MEDICAL INSURANCE	187,855	177,606	139,473	272,183	200,291	71,892-
447-4060-534.23-21	HSA-EMPLOYER CONTRIBUTION	4,462	15,263	16,801	16,550	28,750	12,200
LEVEL	TEXT			TEXT AMT			
1	PER FINANCE ESTIMATE 03.30.20 JD			28,750			
				28,750			
447-4060-534.23-22	HRA-EMPLOYER CONTRIBUTION	915	350	250	2,500	2,000	500-
LEVEL	TEXT			TEXT AMT			
1	PER FINANCE ESTIMATE 03.31.20 JD			2,000			
				2,000			

CITY OF EDGEWATER
DEPARTMENT BUDGET

PREPARED 08/21/20, 08:57:39

ACCOUNT NUMBER	ACCOUNT DESCRIPTION	FY2018 Actuals	FY2019 Actuals	Y-T-D Actuals	FY2020 Budget	FY2021 PROPOSED	COMPARATIVE VARIANCE
447-4060-534.23-30	DENTAL INSURANCE	3,333	3,087	2,234	5,390	3,558	1,832-
447-4060-534.23-40	LT DISABILITY	3,789	4,092	3,377	5,565	5,013	552-
447-4060-534.23-60	BROKER & ADMIN FEES	4,463	5,558	4,345	5,485	5,606	121
LEVEL	TEXT						
1	PER FINANCE ESTIMATE 03.30.20 JD						
447-4060-534.23-90	OPEB EXPENSE	873-	283,315	0	0	0	0
447-4060-534.24-10	WORKER'S COMPENSATION	41,998	37,256	22,830	35,563	36,604	1,041
447-4060-534.31-10	PROFESSIONAL SERVICES	11,900	0	0	10,000	0	10,000-
447-4060-534.34-10	OTHER CONTRACTUAL SERVICE	555,743	463,857	386,898	623,153	520,153	103,000-
LEVEL	TEXT						
1	PEST CONTROL PER FINANCE TB 04-27-20						
	VOLUSIA COUNTY LANDFILL BB 3/27/20						
	GREEN WASTE DISPOSAL BB 3/27/20						
	TEMPORARY LABOR BB 3/27/20						
447-4060-534.40-10	TRAVEL & PER DIEM	0	318	0	0	0	0
447-4060-534.41-10	TELEPHONE	0	884	0	0	0	0
447-4060-534.41-40	POSTAGE	11,006	9,542	9,857	14,475	10,000	4,475-
LEVEL	TEXT						
1	PRELIMINARY PER FINANCE TB 04-27-20						
447-4060-534.43-10	ELECTRIC	1,768	1,456	1,036	1,957	1,900	57-
LEVEL	TEXT						
1	PER FINANCE DEPARTMENT - PRELIMINARY						
447-4060-534.43-30	WATER / SEWER / TRASH	5,273	5,359	5,110	4,695	7,591	2,896

CITY OF EDGEWATER
DEPARTMENT BUDGET

PREPARED 08/21/20, 08:57:39

ACCOUNT NUMBER	ACCOUNT DESCRIPTION	FY2018 Actuals	FY2019 Actuals	Y-T-D Actuals	FY2020 Budget	FY2021 PROPOSED	COMPARATIVE VARIANCE
LEVEL 1	TEXT PER FINANCE DEPT. EST- 3/27/20 JD			TEXT AMT 7,591 7,591			
447-4060-534.44-10	RENT	94	99	103	100	100	0
LEVEL 1	TEXT POSTMASTER BB 3/27/20			TEXT AMT 100 100			
447-4060-534.46-10	REPAIR & MAINTENANCE	14	311	2,654	2,000	6,000	4,000
LEVEL 1	TEXT TRANSFER STATION REPAIRS BB 3/27/20 FENCE @ PUBLIC WORKS FACILITY BB 3/27/20			TEXT AMT 2,000 4,000 6,000			
447-4060-534.46-20	FLEET CHARGES	162,450	191,960	160,875	171,016	176,081	5,065
LEVEL 1	TEXT PER FINANCE DEPARTMENT BV 05.21.2020			TEXT AMT 176,081 176,081			
447-4060-534.47-10	PRINTING & BINDING	4,701	4,443	4,464	3,333	2,000	1,333-
LEVEL 1	TEXT CONDEMNED STICKERS & DOOR HANGERS BB 3/27/20			TEXT AMT 2,000 2,000			
447-4060-534.48-10	PROMOTIONAL ACTIVITIES	0	0	94	6,050	6,250	200
LEVEL 1	TEXT ADOPT A ROAD PROGRAM (TYNA) BB 3/27/20 PENS, PENCILS, WATER BOTTLES (TYNA) BB 3/27/20 FRISBEES, BAGS, MISC GIVEAWAYS (TYNA) BB 3/27/20 EARTH DAY, EW EXPO, & SUPPLIES (TYNA) BB 3/27/20 SCHOOL PROJECT (TYNA) BB 3/27/20 EDUCATIONAL BOARD (TYNA) BB 3/27/20 NEW PROGRAM EDUCATIONAL MATERIAL BB 3/27/20			TEXT AMT 350 725 925 650 400 200 3,000 6,250			
447-4060-534.49-01	COST ALLOCATION	240,596	241,701	201,491	241,789	192,411	49,378-

CITY OF EDGEWATER
DEPARTMENT BUDGET

PREPARED 08/21/20, 08:57:39

ACCOUNT NUMBER	ACCOUNT DESCRIPTION	FY2018 Actuals	FY2019 Actuals	Y-T-D Actuals	FY2020 Budget	FY2021 PROPOSED	COMPARATIVE VARIANCE
LEVEL 1	TEXT PER FINANCE DEPARTMENT - JD 8-19-2020			TEXT AMT 192,411 192,411			
447-4060-534.49-10	OTHER CHARGES/OBLIGATIONS	4,742	3,782	2,424	2,400	2,400	0
LEVEL 1	TEXT DRUG TEST & PHYSICALS BB 4/27/18 CDL REIMBURSEMENTS BB 4/27/18			TEXT AMT 2,000 400 2,400			
447-4060-534.49-47	PILOFF - REFUSE	201,462	213,132	182,060	225,189	205,120	20,069-
LEVEL 1	TEXT PER FINANCE ESTIMATE 07.1.20 JD			TEXT AMT 205,120 205,120			
447-4060-534.52-10	OPERATING SUPPLIES	14,487	11,115	9,462	20,000	37,300	17,300
LEVEL 1	TEXT FIRST AID/CLEANING SUPPLIES BB 3/27/20 GLOVES & MASKS BB 3/27/20 HAND TOOLS BB 3/27/20 RESIDENT REPLACEMENT CANS BB 3/27/20			TEXT AMT 300 14,000 3,000 20,000 37,300			
447-4060-534.52-20	UNLEADED & DIESEL	107,998	100,645	67,348	125,000	111,762	13,238-
LEVEL 1	TEXT PER FINANCE DEPARTMENT - PRELIMINARY; 5/04 JB			TEXT AMT 111,762 111,762			
447-4060-534.52-30	UNIFORMS	895	3,323	2,350	6,900	4,275	2,625-
LEVEL 1	TEXT SHIRTS & PANTS BB 3/27/20 RAIN GEAR BB 3/27/20 JACKETS BB 3/27/20			TEXT AMT 2,500 775 1,000 4,275			
447-4060-534.54-10	BOOKS, PUBS, SUBS, & MEM	69	0	0	0	0	0

CITY OF EDGEWATER
DEPARTMENT BUDGET

PREPARED 08/21/20, 08:57:39

ACCOUNT NUMBER	ACCOUNT DESCRIPTION	FY2018 Actuals	FY2019 Actuals	Y-T-D FY2020 Actuals	FY2020 Budget	FY2021 PROPOSED	COMPARATIVE VARIANCE
447-4060-534.54-20	EDUCATIONAL DEVELOPMENT	0	695	5,113	5,500	0	5,500-
*		2,276,220	2,534,917	1,786,207	2,645,335	2,377,500	267,835-
**	REFUSE DEPARTMENT	2,276,220	2,534,917	1,786,207	2,645,335	2,377,500	267,835-

CITY OF EDGEWATER
DEPARTMENT BUDGET

PREPARED 08/21/20, 08:57:39

ACCOUNT NUMBER	ACCOUNT DESCRIPTION	FY2018 Actuals	FY2019 Actuals	Y-T-D FY2020 Actuals	FY2020 Budget	FY2021 PROPOSED	COMPARATIVE VARIANCE
RECYCLING							
447-4065-534.34-10	OTHER CONTRACTUAL SERVICE	301,756	322,382	320,668	455,180	450,000	5,180-
LEVEL	TEXT			TEXT AMT			
1	RECYCLING SERVICES BB 3/30/20			450,000			
				450,000			
447-4065-534.49-01	COST ALLOCATION	6,705	7,936	7,168	8,602	10,276	1,674
LEVEL	TEXT			TEXT AMT			
1	PER FINANCE DEPARTMENT - JD 8-19-2020			10,276			
				10,276			
447-4065-534.49-47	PILOFF - REFUSE	8,635	9,135	7,803	9,653	8,791	862-
LEVEL	TEXT			TEXT AMT			
1	PER FINANCE ESTIMATE 07.1.20 JD			8,791			
				8,791			
*		317,096	339,453	335,639	473,435	469,067	4,368-
**	RECYCLING	317,096	339,453	335,639	473,435	469,067	4,368-
***	ENVIRONMENTAL SERVICES	2,593,316	2,874,370	2,121,846	3,118,770	2,846,567	272,203-

CITY OF EDGEWATER
DEPARTMENT BUDGET

PREPARED 08/21/20, 08:57:39

ACCOUNT NUMBER	ACCOUNT DESCRIPTION	FY2018 Actuals	FY2019 Actuals	Y-T-D Actuals	FY2020 Budget	FY2021 PROPOSED	COMPARATIVE VARIANCE
NON-DEPARTMENTAL							
447-5555-580.22-10	RETIREMENT CONTRIBUTIONS	114,222	122,225	97,637	114,683	123,784	9,101
LEVEL	TEXT						
1	REQUIRED CITY CONTRIBUTION GENERAL EMPLOYE PENSION PER FOSTER & FOSTER VALUATION AS OF 10/1/19			97,163			
	REQUIRED CITY CONTRIBUTION OPEB - OVER 5 YEARS PER FOSTER & FOSTER VALUATION AS OF 10/01/17			26,621			
				123,784			
447-5555-580.23-80	PTO EXPENSE	18,170-	15,585-	0	0	0	0
447-5555-580.31-10	PROFESSIONAL SERVICES	28,815	21,233	18,605	12,937	7,089	5,848-
LEVEL	TEXT						
1	PER FINANCE DEPT-RATE STUDY UPDATE-PRELIMINARY			7,089			
				7,089			
447-5555-580.45-10	GENERAL LIABILITY	5,204	5,306	7,034	7,034	7,245	211
LEVEL	TEXT						
1	PER FINANCE ESTIMATE 04.24.20 JD			7,245			
				7,245			
447-5555-580.45-15	PROPERTY	16,700	16,456	18,603	18,603	19,161	558
LEVEL	TEXT						
1	PER FINANCE ESTIMATE 04.24.20 JD			19,161			
				19,161			
447-5555-580.45-20	PUBLIC OFFICIALS	4,139	4,278	5,045	5,045	5,196	151
LEVEL	TEXT						
1	PER FINANCE ESTIMATE 04.24.20 JD			5,196			
				5,196			
447-5555-580.45-25	AUTOMOBILE	5,670	5,361	5,692	5,692	5,862	170
LEVEL	TEXT						
1	PER FINANCE DEPT JD 5-20-20			5,862			
				5,862			

CITY OF EDGEWATER
DEPARTMENT BUDGET

PREPARED 08/21/20, 08:57:39

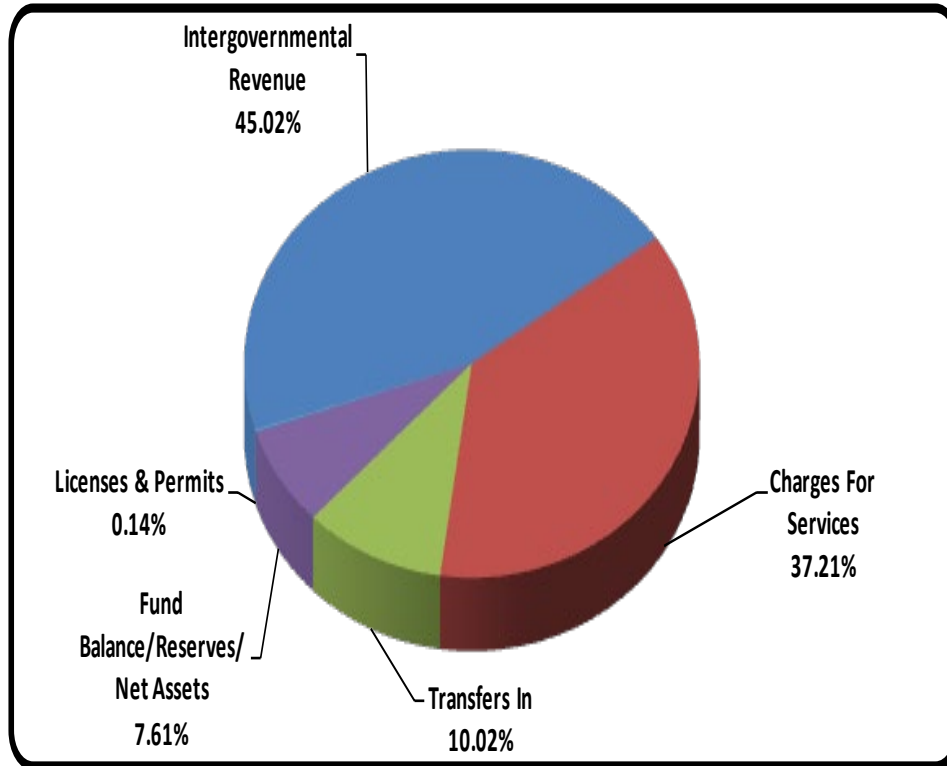
ACCOUNT NUMBER	ACCOUNT DESCRIPTION	FY2018 Actuals	FY2019 Actuals	Y-T-D Actuals	FY2020 Budget	FY2021 PROPOSED	COMPARATIVE VARIANCE
447-5555-580.49-20	BANK CHARGES	0	0	5,000	5,000	0	5,000-
447-5555-580.49-60	HURRICANE CHARGES MATTHEW	9	0	0	0	0	0
447-5555-580.49-61	HURRICANE CHARGES IRMA	42,907	0	0	0	0	0
447-5555-580.59-10	DEPRECIATION	106,414	117,862	0	0	0	0
447-5555-580.61-10	LAND	0	82,331-	0	0	0	0
447-5555-580.64-10	MACHINERY & EQUIPMENT	0	82,331	0	1,100,000	0	1,100,000-
447-5555-580.64-20	MOTOR VEHICLES	0	0	223,627	1,680,393	0	1,680,393-
447-5555-580.71-44	2020 REFUSE TRK BOND	0	0	33,000	0	142,000	142,000
LEVEL	TEXT			TEXT	AMT		
1	PER FINANCE DEPT JD 4-28-20				142,000		
					142,000		
447-5555-580.72-44	2020 REFUSE TRK BOND	0	0	3,826	0	16,002	16,002
LEVEL	TEXT			TEXT	AMT		
1	PER FINANCE DEPT JD 4-28-20				16,002		
					16,002		
447-5555-580.73-20	BOND ISSUANCE COST	0	0	27,000	28,234	0	28,234-
*		305,910	277,136	445,069	2,977,621	326,339	2,651,282-
447-5555-581.04-50	PUBLIC WORKS COMPLEX	0	0	256,667	280,000	0	280,000-
447-5555-581.05-01	MIS	14,753	0	0	0	0	0
*		14,753	0	256,667	280,000	0	280,000-
447-5555-589.50-50	CHARTER RESERVE/STABILIZA	0	0	0	694,013	453,700	240,313-
LEVEL	TEXT			TEXT	AMT		
1	BUDGET STABILIZATION BV 06.02.2020				453,700		
					453,700		
*		0	0	0	694,013	453,700	240,313-
**	DEPARTMENTAL	320,663	277,136	701,736	3,951,634	780,039	3,171,595-
***	NON-	320,663	277,136	701,736	3,951,634	780,039	3,171,595-
****	SOLID WASTE UTILITY	2,913,979	3,151,506	2,823,582	7,070,404	3,626,606	3,443,798-



STORMWATER FUNDS



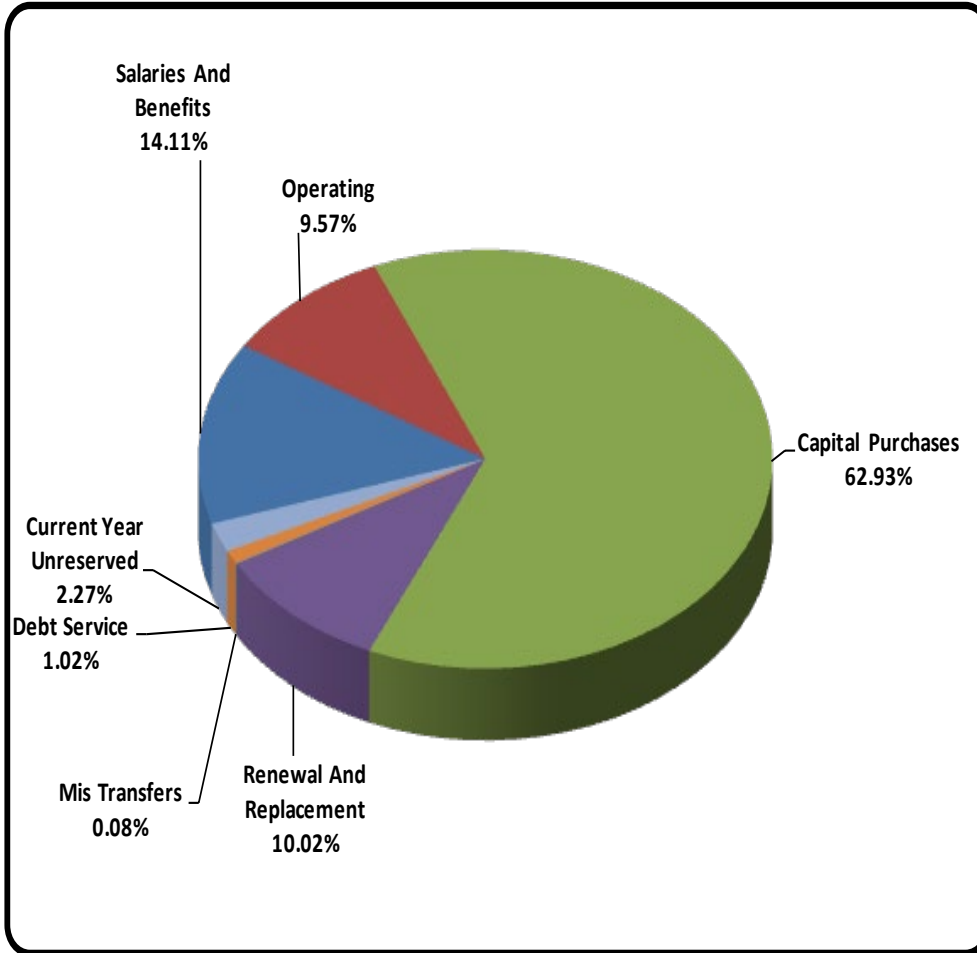
STORMWATER FUNDS - REVENUES



	<u>BUDGET</u>	<u>PERCENT</u>
Intergovernmental Revenue	2,554,734	45.02%
Charges For Services	2,111,826	37.21%
Transfers In	568,500	10.02%
Fund Balance/Reserves/Net Assets	432,031	7.61%
Licenses & Permits	8,000	0.14%
TOTAL AVAILABLE RESOURCES	<u>\$ 5,675,091</u>	<u>100.00%</u>



STORMWATER FUNDS - EXPENSES



	<u>BUDGET</u>	<u>PERCENT EXPENSES</u>
Salaries And Benefits	800,597	14.11%
Operating	543,315	9.57%
Capital Purchases	3,571,234	62.93%
Renewal And Replacement	568,500	10.02%
Mis Transfers	4,400	0.08%
Debt Service	58,077	1.02%
Current Year Unreserved	128,968	2.27%
TOTAL AVAILABLE RESOURCES	\$ 5,675,091	100.00%



448 – STORMWATER OPERATING



448 – STORMWATER OPERATING REVENUE

CITY OF EDGEWATER
FUND REVENUE

PREPARED 08/21/20, 08:57:46

ACCOUNT NUMBER	ACCOUNT DESCRIPTION	FY2018 Actuals	FY2019 Actuals	Y-T-D Actuals	FY2020 Budget	FY2021 PROPOSED	COMPARATIVE VARIANCE
STORMWATER MANAGEMENT							
448-0000-322.50-10	CULVERT-DRIVEWAY	7,575	5,075	9,652	8,000	8,000	0
LEVEL	TEXT			TEXT AMT			
1	PER FINANCE DEPARTMENT - JD 6-2-2020			8,000			
				8,000			
*	PERMITS FEES SPEC ASSESMT	7,575	5,075	9,652	8,000	8,000	0
448-0000-334.36-01	STORMWATER	0	0	0	22,500	0	22,500-
*	INTERGOVERNMENTAL REVENUE	0	0	0	22,500	0	22,500-
448-0000-343.66-10	STORMWATER	1,713,050	1,892,121	1,737,168	1,865,138	2,111,826	246,688
LEVEL	TEXT			TEXT AMT			
1	ESTIMATE BASED ON PRMG RECOMMENDATION OF FLAT WITH SLIGHT INCREASE FOR # OF ACTS EST 75			2,111,826			
				2,111,826			
448-0000-343.66-11	STORMWATER - RESIDENTIAL	0	11-	0	0	0	0
*	CHARGES FOR SERVICES	1,713,050	1,892,110	1,737,168	1,865,138	2,111,826	246,688
448-0000-361.10-10	INTEREST	1,632	8,995	5,152	7,000	0	7,000-
LEVEL	TEXT			TEXT AMT			
1	PER FINANCE DEPARTMENT - PRELIMINARY; 4/24 JB						
448-0000-361.12-00	INTERNAL LOAN	5,138	0	0	0	0	0
448-0000-365.10-00	SALES / SURPLUS	0	0	0	3,000	0	3,000-
448-0000-366.10-00	CONTRIBUTIONS / DONATIONS	200	0	0	0	0	0
448-0000-369.90-10	MISC REVENUE	45	205	0	400	0	400-
LEVEL	TEXT			TEXT AMT			
1	PER FINANCE DEPARTMENT - JD 6-2-2020						
448-0000-369.90-20	RETIREMENT FORFEITURES	5,904	2,799	8,442	0	0	0
*	MISC. REVENUE	12,919	11,999	13,594	10,400	0	10,400-
448-0000-381.04-49	STORMWATER CAPITAL	0	0	2,950	0	0	0
448-0000-389.90-12	UNRESERVED PROPRIETARY	0	0	0	379,639	432,031	52,392
LEVEL	TEXT			TEXT AMT			
1	ESTIMATE PER FINANCE BV 06.02.2020			432,031			
				432,031			
*	OTHER SOURCES	0	0	2,950	379,639	432,031	52,392
**	STORMWATER MANAGEMENT	1,733,544	1,909,184	1,763,364	2,285,677	2,551,857	266,180



448 – STORMWATER OPERATING EXPENSE

CITY OF EDGEWATER
DEPARTMENT BUDGET

PREPARED 08/21/20, 08:57:39

ACCOUNT NUMBER	ACCOUNT DESCRIPTION	FY2018 Actuals	FY2019 Actuals	Y-T-D Actuals	FY2020 Budget	FY2021 PROPOSED	COMPARATIVE VARIANCE
STORMWATER MANAGEMENT							
ENVIRONMENTAL SERVICES							
OPERATIONS							
448-4070-538.12-10	REGULAR SALARIES	361,476	395,053	329,914	465,795	479,107	13,312
LEVEL	TEXT			TEXT AMT			
1	SALARIES PER EMPLOYEE BUDGET			491,296			
	LESS: OVERTIME			12,189-			
				479,107			
448-4070-538.14-10	OVERTIME	3,256	4,684	1,583	9,339	12,189	2,850
LEVEL	TEXT			TEXT AMT			
1	OVERTIME PER EMPLOYEE BUDGET			12,189			
				12,189			
448-4070-538.15-30	CELL PHONE	450	454	353	450	450	0
448-4070-538.15-50	TOOL ALLOWANCE	35	0	0	0	0	0
448-4070-538.15-60	BOOT ALLOWANCE	796	842	308	1,500	1,800	300
LEVEL	TEXT			TEXT AMT			
1	BOOT ALLOWANCE (12) BB 3/30/20			1,800			
				1,800			
448-4070-538.21-10	FICA TAXES	21,680	23,627	19,487	26,884	28,594	1,710
448-4070-538.21-20	MEDICARE	5,070	5,526	4,557	6,288	6,688	400
448-4070-538.22-10	RETIREMENT CONTRIBUTIONS	10,374	0	0	0	21,308	21,308
448-4070-538.22-20	DCSE	38,424	47,454	37,119	54,473	55,274	801
448-4070-538.23-10	LIFE INS	1,391	1,663	1,438	2,070	2,044	26-
448-4070-538.23-20	GROUP MEDICAL INSURANCE	94,655	107,616	84,866	154,090	129,164	24,926-
448-4070-538.23-21	HSA-EMPLOYER CONTRIBUTION	1,300	1,705	2,400	2,600	6,150	3,550
LEVEL	TEXT			TEXT AMT			
1	PER FINANCE ESTIMATE 03.30.20 JD			6,150			
				6,150			

CITY OF EDGEWATER
DEPARTMENT BUDGET

PREPARED 08/21/20, 08:57:39

ACCOUNT NUMBER	ACCOUNT DESCRIPTION	FY2018 Actuals	FY2019 Actuals	Y-T-D Actuals	FY2020 Budget	FY2021 PROPOSED	COMPARATIVE VARIANCE
448-4070-538.23-22	HRA-EMPLOYER CONTRIBUTION	320	250	454	2,000	1,750	250-
LEVEL	TEXT			TEXT AMT			
1	PER FINANCE ESTIMATE 03.31.20 JD			1,750			
				1,750			
448-4070-538.23-30	DENTAL INSURANCE	2,274	2,559	2,064	3,474	3,329	145-
448-4070-538.23-40	LT DISABILITY	2,614	3,046	2,582	3,744	3,657	87-
448-4070-538.23-60	BROKER & ADMIN FEES	2,430	3,324	2,689	3,435	3,223	212-
LEVEL	TEXT			TEXT AMT			
1	PER FINANCE ESTIMATE 03.30.20 JD			3,223			
				3,223			
448-4070-538.23-90	OPEB EXPENSE	498-	53,672	0	0	0	0
448-4070-538.24-10	WORKER'S COMPENSATION	15,275	14,799	9,980	14,805	16,415	1,610
448-4070-538.31-10	PROFESSIONAL SERVICES	1,950	0	0	0	0	0
448-4070-538.34-10	OTHER CONTRACTUAL SERVICE	9,055	9,191	8,938	10,600	10,480	120-
LEVEL	TEXT			TEXT AMT			
1	LAKE MAINTENANCE BB 3/30/20			2,500			
	FEC BLANKET BB 3/30/20			7,980			
				10,480			
448-4070-538.40-10	TRAVEL & PER DIEM	52	44	55	805	805	0
LEVEL	TEXT			TEXT AMT			
1	FSA CONFERENCE HOTEL & MEALS BB 3/30/20			550			
	FSA CERTIFICATION MEALS BB 3/30/20			100			
	FVMA CONFERENCE MEALS BB 3/30/20			100			
	CEU REQUIRED SEMINAR MEALS BB 3/30/20			55			
				805			
448-4070-538.41-10	TELEPHONE	0	884	0	0	0	0
448-4070-538.41-15	CELLULAR	305	433	361	440	440	0
LEVEL	TEXT			TEXT AMT			

CITY OF EDGEWATER
DEPARTMENT BUDGET

PREPARED 08/21/20, 08:57:39

ACCOUNT NUMBER	ACCOUNT DESCRIPTION	FY2018 Actuals	FY2019 Actuals	Y-T-D Actuals	FY2020 Budget	FY2021 PROPOSED	COMPARATIVE VARIANCE
1	PER FINANCE DEPT. EST- 3/26/20 JD			440 440			
448-4070-538.41-40	POSTAGE	11,022	9,565	9,860	14,475	10,000	4,475-
LEVEL	TEXT			TEXT AMT			
1	PRELIMINARY PER FINANCE TB 04-27-20			10,000 10,000			
448-4070-538.43-10	ELECTRIC	1,908	1,870	1,043	1,751	1,926	175
LEVEL	TEXT			TEXT AMT			
1	PER FINANCE DEPT. EST- 3/26/20 JD			1,926 1,926			
448-4070-538.44-10	RENT	94	99	103	1,100	1,100	0
LEVEL	TEXT			TEXT AMT			
1	EQUIPMENT RENTALS BB 3/30/20 POSTMASTER BB 3/30/20			1,000 100 1,100			
448-4070-538.46-10	REPAIR & MAINTENANCE	11,928	24,738	12,344	46,500	69,500	23,000
LEVEL	TEXT			TEXT AMT			
1	CONCRETE & CULVERT REPAIRS BB 3/30/20 EQUIPMENT REPAIRS BB 3/30/20 SOD & SEED BB 3/30/20 PIPE BB 3/30/20 SHANGRI LA POND AERATOR MAINT BB 3/30/20 BAFFLE BOX FILTER MEDIA BB 3/30/20 BEEMATS BB 3/30/20 CULVERT SLIP-LINING BB 3/30/20			3,000 1,500 20,000 10,000 2,000 10,000 5,000 18,000 69,500			
448-4070-538.46-20	FLEET CHARGES	95,549	153,635	104,815	121,460	127,474	6,014
LEVEL	TEXT			TEXT AMT			
1	PER FINANCE DEPARTMENT BV 05.21.2020			127,474 127,474			
448-4070-538.47-10	PRINTING & BINDING	4,389	4,278	4,104	1,433	100	1,333-

CITY OF EDGEWATER
DEPARTMENT BUDGET

PREPARED 08/21/20, 08:57:39

ACCOUNT NUMBER	ACCOUNT DESCRIPTION	FY2018 Actuals	FY2019 Actuals	Y-T-D FY2020 Actuals	FY2020 Budget	FY2021 PROPOSED	COMPARATIVE VARIANCE
LEVEL	TEXT			TEXT AMT			
1	VARIOUS FORMS BB 3/30/20			100 100			
448-4070-538.48-10	PROMOTIONAL ACTIVITIES	4,068	8,337	9,027	13,125	14,125	1,000
LEVEL	TEXT			TEXT AMT			
1	STORMDRAIN MARKERS & SUPPLIES (TYNA) BB 3/30/20			450			
	WSBB RADIO SPOT (TYNA) BB 3/30/20			325			
	ADOPT A ROAD PROGRAM (TYNA) BB 3/30/20			350			
	PENS, PENCILS, WATER BOTTLES (TYNA) BB 3/30/20			725			
	FRISBEES, BAGS, MISC GIVEAWAYS(TYNA) BB 3/30/20			925			
	CALENDAR CONTEST, EARTH DAY, EXPO (TYNA) BB 33020			750			
	PET WASTE DISPENSERS/BAGS -CITYWIDE BB 3/20/20			7,000			
	PET WASTE BAG DISPENSER-GIVEAWAYS BB 3/30/20			2,800			
	EVENT SUPPLIES, SCHOOL PROJECT (TYNA) BB 3/30/20			600			
	EDUCATIONAL BOARD BB 3/30/20			200			
				14,125			
448-4070-538.49-01	COST ALLOCATION	98,954	108,710	91,019	109,223	109,605	382
LEVEL	TEXT			TEXT AMT			
1	PER FINANCE DEPARTMENT - JD 8-19-2020			109,605 109,605			
448-4070-538.49-10	OTHER CHARGES/OBLIGATIONS	13,578	6,832	8,299	10,800	10,800	0
LEVEL	TEXT			TEXT AMT			
1	TREE REMOVAL ON LAKES & CANALS BB 3/30/20			10,000			
	CDL REIMBURSEMENTS BB 3/30/20			300			
	DRUG TESTS & PHYSICALS BB 3/30/20			500			
				10,800			
448-4070-538.49-48	PILOFF - STORMWATER	101,070	111,635	100,163	122,418	124,598	2,180
LEVEL	TEXT			TEXT AMT			
1	PER FINANCE ESTIMATE 07.1.20 JD			124,598 124,598			
448-4070-538.51-10	OFFICE SUPPLIES	3	0	57	500	500	0
LEVEL	TEXT			TEXT AMT			

CITY OF EDGEWATER
DEPARTMENT BUDGET

PREPARED 08/21/20, 08:57:39

ACCOUNT NUMBER	ACCOUNT DESCRIPTION	FY2018 Actuals	FY2019 Actuals	Y-T-D FY2020 Actuals	FY2020 Budget	FY2021 PROPOSED	COMPARATIVE VARIANCE
1	PRINT & FAX CARTRIDGES BB 3/30/20 COPY PAPER BB 3/30/20			250 250 500			
448-4070-538.52-10	OPERATING SUPPLIES	11,774	12,395	8,329	10,250	11,250	1,000
LEVEL	TEXT			TEXT AMT			
1	FIRST AID/SAFETY SUPPLIES BB 3/30/20			1,000			
	HERBICIDES BB 3/30/20			7,000			
	CANAL MARKERS, POSTS, SIGNS BB 3/30/20			1,000			
	HAND TOOLS & SHOVELS 3/30/20			1,500			
	CLEANING SUPPLIES BB 3/30/20			750			
				11,250			
448-4070-538.52-20	UNLEADED & DIESEL	25,313	28,000	15,906	38,000	25,411	12,589-
LEVEL	TEXT			TEXT AMT			
1	PER FINANCE DEPARTMENT - PRELIMINARY; 5/04 JB			25,411			
				25,411			
448-4070-538.52-30	UNIFORMS	255	891	1,305	2,800	2,800	0
LEVEL	TEXT			TEXT AMT			
1	UNIFORMS BB 3/30/20			1,650			
	RAIN GEAR BB 3/30/20			550			
	JACKETS BB 3/30/20			600			
				2,800			
448-4070-538.54-20	EDUCATIONAL DEVELOPMENT	502	749	794	2,055	1,755	300-
LEVEL	TEXT			TEXT AMT			
1	FSA CONFERENCE BB 3/30/20			500			
	FSA CERTIFICATION BB 3/30/20			450			
	CEU REQUIRED SEMINARS BB 3/30/20			125			
	FVMA CONFERENCE (2) BB 3/30/20			380			
	FSA RECERTIFICATION BB 3/30/20			300			
				1,755			
*		953,091	1,148,560	876,316	1,258,682	1,293,811	35,129
**	OPERATIONS	953,091	1,148,560	876,316	1,258,682	1,293,811	35,129
***	ENVIRONMENTAL SERVICES	953,091	1,148,560	876,316	1,258,682	1,293,811	35,129

CITY OF EDGEWATER
DEPARTMENT BUDGET

PREPARED 08/21/20, 08:57:39

ACCOUNT NUMBER	ACCOUNT DESCRIPTION	FY2018 Actuals	FY2019 Actuals	Y-T-D Actuals	FY2020 Budget	FY2021 PROPOSED	COMPARATIVE VARIANCE
NON- DEPARTMENTAL 448-5555-580.22-10	RETIREMENT CONTRIBUTIONS	25,305	33,906	28,405	30,640	29,455	1,185-
LEVEL	TEXT						
1	REQUIRED CITY CONTRIBUTION GENERAL EMPLOYE PENSION PER FOSTER & FOSTER VALUATION AS OF 10/1/19			23,120			
	REQUIRED CITY CONTRIBUTION OPEB - OVER 5 YEARS PER FOSTER & FOSTER VALUATION AS OF 10/01/16			6,335			
				29,455			
448-5555-580.23-80	PTO EXPENSE	13,864	3,164	0	0	0	0
448-5555-580.31-10	PROFESSIONAL SERVICES	13,492	1,220	4,465	3,564	3,253	311-
LEVEL	TEXT						
1	PER FINANCE DEPT-RATE STUDY UPDATE-PRELIMINARY			3,253			
				3,253			
448-5555-580.45-10	GENERAL LIABILITY	2,444	2,492	3,303	3,303	3,402	99
LEVEL	TEXT						
1	PER FINANCE ESTIMATE 04.24.20 JD			3,402			
				3,402			
448-5555-580.45-15	PROPERTY	7,842	7,727	8,735	8,735	8,998	263
LEVEL	TEXT						
1	PER FINANCE ESTIMATE 04.24.20 JD			8,998			
				8,998			
448-5555-580.45-20	PUBLIC OFFICIALS	1,943	2,009	2,369	2,369	2,240	129-
LEVEL	TEXT						
1	PER FINANCE ESTIMATE 04.24.20 JD			2,240			
				2,240			
448-5555-580.45-25	AUTOMOBILE	2,662	2,517	2,672	2,672	2,753	81
LEVEL	TEXT						
1	PER FINANCE DEPT JD 5-20-20			2,753			
				2,753			

CITY OF EDGEWATER
DEPARTMENT BUDGET

PREPARED 08/21/20, 08:57:39

ACCOUNT NUMBER	ACCOUNT DESCRIPTION	FY2018 Actuals	FY2019 Actuals	Y-T-D Actuals	FY2020 Budget	FY2021 PROPOSED	COMPARATIVE VARIANCE
448-5555-580.49-60	HURRICANE CHARGES MATTHEW	21	0	0	0	0	0
448-5555-580.59-10	DEPRECIATION	448,491	449,559	0	0	0	0
448-5555-580.64-10	MACHINERY & EQUIPMENT	0	0	94,496	95,000	351,000	256,000
LEVEL	TEXT						
1	MENZI REPLACEMENT BB 3/30/20						
	RVT KUBOTA BB 3/30/20						
448-5555-580.64-20	MOTOR VEHICLES	0	0	0	52,000	97,000	45,000
LEVEL	TEXT						
1	F550 DUMP TRUCK BB 3/30/20						
	F350 PICK UP 4X4 BB 3/30/20						
448-5555-580.71-28	BBT CAP IMP REV NOTE 2014	0	0	44,677	44,677	46,031	1,354
LEVEL	TEXT						
1	PER FINANCE DEPT JD 4-28-20						
448-5555-580.71-40	2016 VEH LSE AMER CAP	0	0	7,569	7,569	7,723	154
LEVEL	TEXT						
1	PER FINANCE DEPT JD 4-28-20						
448-5555-580.72-28	BBT CAP IMP REV NOTE 2014	7,095	6,069	2,818	5,098	4,005	1,093-
LEVEL	TEXT						
1	PER FINANCE DEPT JD 4-28-20						
448-5555-580.72-40	2016 VEH LSE AMER CAP	630	479	471	471	318	153-
LEVEL	TEXT						
1	PER FINANCE DEPT JD 4-28-20						

CITY OF EDGEWATER
DEPARTMENT BUDGET

PREPARED 08/21/20, 08:57:39

ACCOUNT NUMBER	ACCOUNT DESCRIPTION	FY2018 Actuals	FY2019 Actuals	Y-T-D FY2020 Actuals	FY2020 Budget	FY2021 PROPOSED	COMPARATIVE VARIANCE
*		523,789	509,142	199,980	256,098	556,178	300,080
448-5555-581.04-44	RENEWAL AND REPLACEMENT	179,305	0	0	0	0	0
448-5555-581.04-49	STORMWATER CAPITAL	0	0	0	554,790	568,500	13,710
LEVEL	TEXT						
1	TRANSFER TO STORMWATER CAPITAL PROJECTS						
448-5555-581.04-50	PUBLIC WORKS COMPLEX	0	0	192,500	210,000	0	210,000-
448-5555-581.05-01	MIS	4,400	4,400	0	0	4,400	4,400
LEVEL	TEXT						
1	ADDITIONAL RADIOS STORMWATER						
*		183,705	4,400	192,500	764,790	572,900	191,890-
448-5555-589.10-01	CURRENT YEAR UNRESERVED	0	0	0	0	128,968	128,968
LEVEL	TEXT						
1	ESTIMATE PER FINANCE BV 08.19.2020						
448-5555-589.50-50	CHARTER RESERVE/STABILIZA	0	0	0	6,107	0	6,107-
*		0	0	0	6,107	128,968	122,861
**	DEPARTMENTAL	707,494	513,542	392,480	1,026,995	1,258,046	231,051
***	NON-	707,494	513,542	392,480	1,026,995	1,258,046	231,051
****	STORMWATER MANAGEMENT	1,660,585	1,662,102	1,268,796	2,285,677	2,551,857	266,180



449 – STORMWATER CAPITAL



449 – STORMWATER CAPITAL REVENUE

CITY OF EDGEWATER
FUND REVENUE

PREPARED 08/21/20, 08:57:46

ACCOUNT NUMBER	ACCOUNT DESCRIPTION	FY2018 Actuals	FY2019 Actuals	Y-T-D Actuals	FY2020 Budget	FY2021 PROPOSED	COMPARATIVE VARIANCE
STORMWATER CAPITAL							
449-0000-334.36-01	STORMWATER	0	0	0	0	2,554,734	2,554,734
LEVEL	TEXT			TEXT AMT			
1	HART AVENUE STORMWATER IMPROVEMENTS DEO @ 93%			1,821,734			
	NH /NY/FERNALD STORMWATER IMPR FDEP SWAG @100%			733,000			
				2,554,734			
* INTERGOVERNMENTAL REVENUE							
449-0000-381.04-48	STORMWATER	0	0	0	0	2,554,734	2,554,734
		0	0		554,790	568,500	13,710
LEVEL	TEXT			TEXT AMT			
1	TRANSFER FROM STORMWATER FUND			568,500			
				568,500			
* OTHER SOURCES							
**	STORMWATER CAPITAL	0	0	0	554,790	568,500	13,710
		0	0	0	554,790	3,123,234	2,568,444



449 – STORMWATER CAPITAL EXPENSE

CITY OF EDGEWATER
DEPARTMENT BUDGET

PREPARED 08/21/20, 08:57:39

ACCOUNT NUMBER	ACCOUNT DESCRIPTION	FY2018 Actuals	FY2019 Actuals	Y-T-D FY2020 Actuals	FY2020 Budget	FY2021 PROPOSED	COMPARATIVE VARIANCE
449-5555-580.63-10	STORMWATER CAPITAL NON- DEPARTMENTAL IMPROVEMENTS O/T BUILDING	0	0	0	554,790	3,123,234	2,568,444

LEVEL	TEXT	TEXT AMT
1	HART AVE STORMWATER IMPROVEMENTS-DEO GRANT FUNDED	1,994,234
	NEW HAMPSHIRE/NEW YORK STW IMPROVEMENTS-FDEP GRANT	779,000
	STW CANAL REHABILITATION: FL SHORES (PH 1) BB 4/27	300,000
	UNSPECIFIED CAPITAL PROJECT- STORMWATER BB 4/27/20	50,000
		3,123,234

*		0	0	0	554,790	3,123,234	2,568,444
**	DEPARTMENTAL	0	0	0	554,790	3,123,234	2,568,444
***	NON-	0	0	0	554,790	3,123,234	2,568,444
****	STORMWATER CAPITAL	0	0	0	554,790	3,123,234	2,568,444



450 – Public Works Complex



450 – PUBLIC WORKS COMPLEX REVENUE

CITY OF EDGEWATER
FUND REVENUE

PREPARED 08/21/20, 08:57:46

ACCOUNT NUMBER	ACCOUNT DESCRIPTION	FY2018 Actuals	FY2019 Actuals	Y-T-D FY2020 Actuals	FY2020 Budget	FY2021 PROPOSED	COMPARATIVE VARIANCE
PUBLIC WORKS COMPLEX							
450-0000-361.10-10	INTEREST	294	293	826	0	0	0
* 450-0000-361.10-10	MISC. REVENUE	294	293	826	0	0	0
450-0000-381.04-40	WATER SEWER	0	0	641,667	700,000	0	700,000-
450-0000-381.04-47	SOLID WASTE UTILITY	0	0	256,667	280,000	0	280,000-
450-0000-381.04-48	STORMWATER	0	0	192,500	210,000	0	210,000-
450-0000-381.10-01	GENERAL FUND	0	0	192,500	210,000	0	210,000-
* 450-0000-381.10-01	OTHER SOURCES	0	0	1,283,334	1,400,000	0	1,400,000-
** 450-0000-361.10-10	PUBLIC WORKS COMPLEX	294	293	1,284,160	1,400,000	0	1,400,000-



450 – PUBLIC WORKS COMPLEX EXPENSE

CITY OF EDGEWATER
DEPARTMENT BUDGET

PREPARED 08/21/20, 08:57:39

ACCOUNT NUMBER	ACCOUNT DESCRIPTION	FY2018 Actuals	FY2019 Actuals	Y-T-D FY2020 Actuals	FY2020 Budget	FY2021 PROPOSED	COMPARATIVE VARIANCE
PUBLIC WORKS COMPLEX							
NON-							
DEPARTMENTAL							
450-5555-580.62-10	BUILDINGS	0	0	0	1,400,000	0	1,400,000-
*		0	0	0	1,400,000	0	1,400,000-
**	DEPARTMENTAL	0	0	0	1,400,000	0	1,400,000-
***	NON-	0	0	0	1,400,000	0	1,400,000-
****	PUBLIC WORKS COMPLEX	0	0	0	1,400,000	0	1,400,000-



PAGE INTENTIONAL BLANK



INTERNAL SERVICE FUNDS

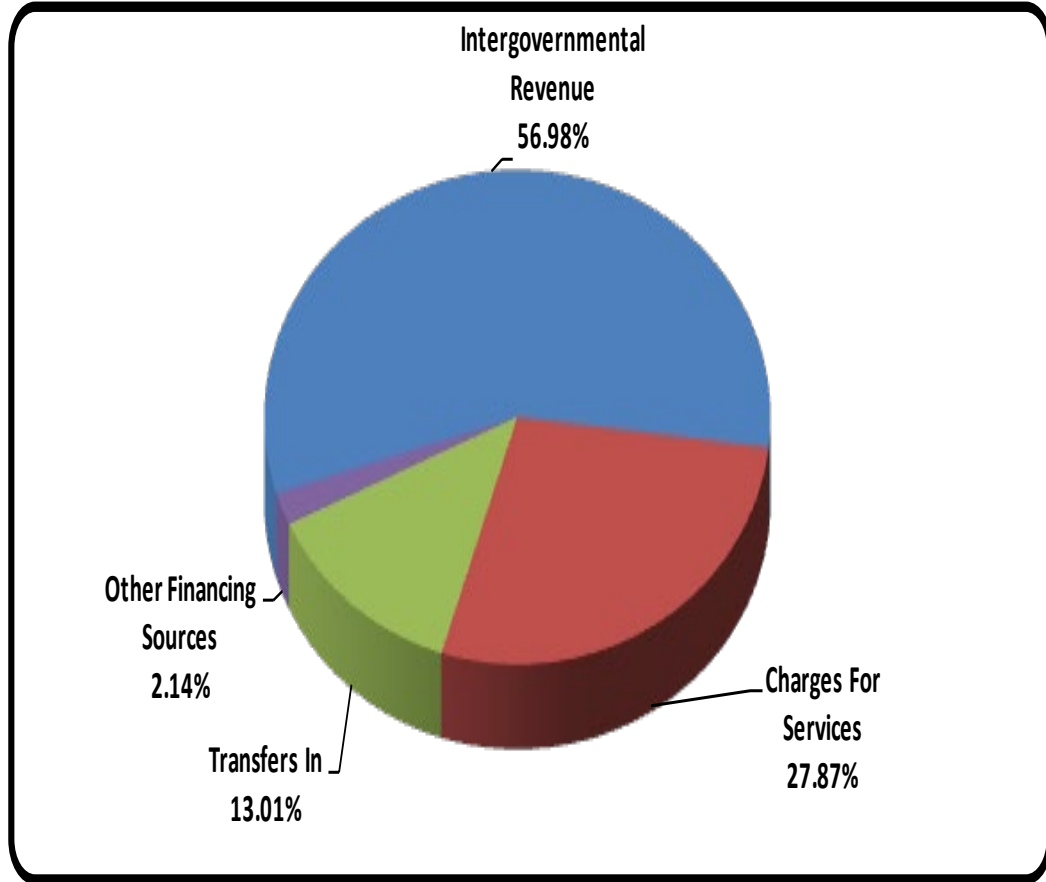
FISCAL YEAR 2020-2021



	501	502	503 PROPERTY AND LIABILITY INSURANCE	504 FULLY INSURED INSURANCE	505 WORKERS COMPENSATION	TOTAL
Internal Service Funds	INFORMATION TECHNOLOGY	FLEET				
ESTIMATED REVENUES:						
Charges For Services	-	1,115,246	389,231	-	-	1,504,477
Debt Proceeds	-	-	-	-	-	-
Transfers In	702,476	-	-	-	-	702,476
Fund Balance/Reserves/Net Assets	-	5,023	-	-	-	5,023
Intergovernmental Revenue	-	-	-	2,794,399	281,365	3,075,764
Other Financing Sources	-	-	-	115,715	-	115,715
Physical Environment	-	-	-	-	-	-
Other Uses	-	-	-	-	-	-
Transfers Out	-	-	-	-	-	-
Fund Balances/Reserves/Net Assets	-	-	-	-	-	-
Ad Valorem	-	-	-	-	-	-
Sales And Use Taxes	-	-	-	-	-	-
Franchise Fees	-	-	-	-	-	-
Utility Services Tax	-	-	-	-	-	-
Communication Service Tax	-	-	-	-	-	-
Licenses & Permits	-	-	-	-	-	-
Special Assessments	-	-	-	-	-	-
Fines & Forfeitures	-	-	-	-	-	-
Total Estimated Revenues	702,476	1,120,269	389,231	2,910,114	281,365	5,403,455
ESTIMATED EXPENDITURES / EXPENSES:						
Salaries And Benefits	274,465	272,707	-	115,715	281,365	944,252
Operating	378,095	840,062	389,231	2,794,399	-	4,401,787
Capital Purchases	37,325	7,500	-	-	-	44,825
Depreciation	-	-	-	-	-	-
Renewal And Replacement	-	-	-	-	-	-
Mis Transfers	-	-	-	-	-	-
Debt Service	11,713	-	-	-	-	11,713
Current Year Unreserved	878	-	-	-	-	878
Total Expenditures / Expenses	702,476	1,120,269	389,231	2,910,114	281,365	5,403,455



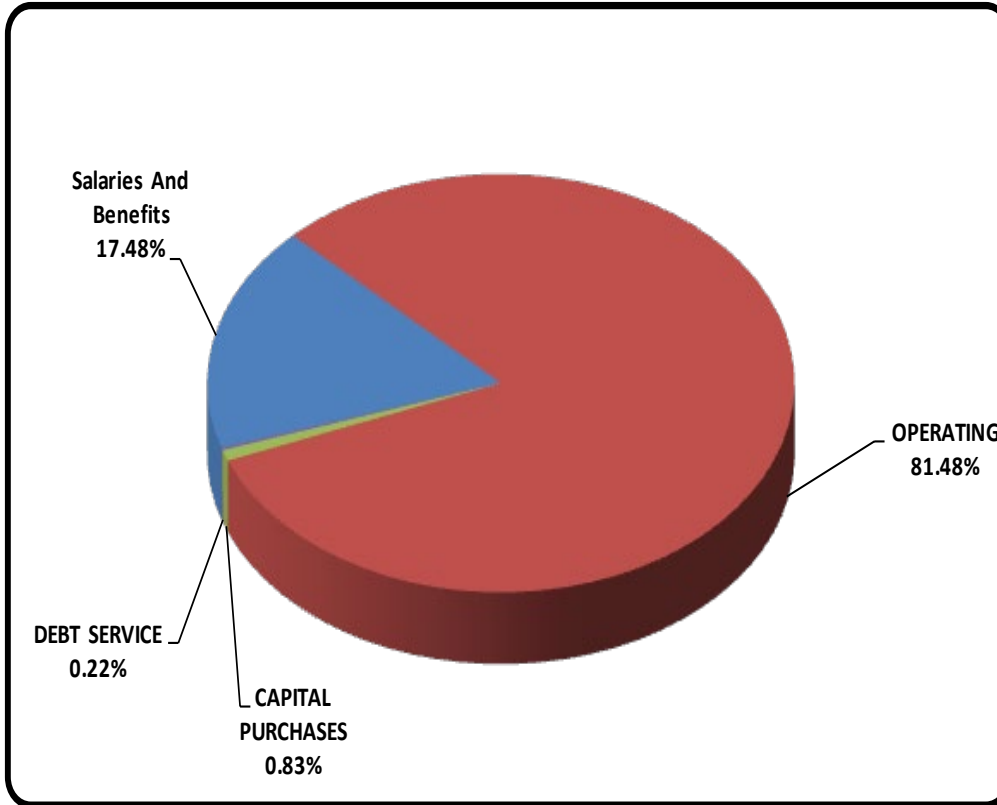
INTERNAL SERVICE FUNDS - REVENUES



	<u>BUDGET</u>	<u>PERCENT</u>
Intergovernmental Revenue	3,075,764	56.92%
Charges For Services	1,504,477	27.84%
Transfers In	702,476	13.00%
Other Financing Sources	115,715	2.14%
TOTAL AVAILABLE RESOURCES	\$ 5,403,455	100.00%



INTERNAL SERVICE FUNDS - EXPENSES



	BUDGET	PERCENT EXPENSES
Salaries And Benefits	944,252	17.47%
OPERATING	4,401,787	81.46%
CAPITAL PURCHASES	44,825	0.83%
DEBT SERVICE	11,713	0.22%
TOTAL AVAILABLE RESOURCES	\$ 5,403,455	100.00%



501 – INFORMATION TECHNOLOGY



501 – INFORMATION TECHNOLOGY REVENUE

CITY OF EDGEWATER
FUND REVENUE

PREPARED 08/21/20, 08:57:46

ACCOUNT NUMBER	ACCOUNT DESCRIPTION	FY2018 Actuals	FY2019 Actuals	Y-T-D FY2020 Actuals	FY2020 Budget	FY2021 PROPOSED	COMPARATIVE VARIANCE
INFORMATION TECHNOLOGY							
501-0000-361.10-10	INTEREST	115	116	23	0	0	0
501-0000-365.10-00	SALES / SURPLUS	21	0	0	0	0	0
* 501-0000-381.04-40	MISC. REVENUE	136	116	23	0	0	0
501-0000-381.04-40	WATER SEWER	8,800	8,800	0	0	8,800	8,800
LEVEL	TEXT			TEXT AMT			
1	PER FINANCE DEPARTMENT - PRELIMINARY						
	RADIOS - FIELD OPS			4,400			
	RADIOS - WW COLLECTIONS			4,400			
				8,800			
501-0000-381.04-47	SOLID WASTE UTILITY	14,753	0	0	0	0	0
501-0000-381.04-48	STORMWATER	4,400	4,400	0	0	4,400	4,400
LEVEL	TEXT			TEXT AMT			
1	RADIOS			4,400			
				4,400			
501-0000-381.10-01	GENERAL FUND	674,817	679,921	596,313	723,512	689,276	34,236-
LEVEL	TEXT			TEXT AMT			
1	OPERATIONS PER FINANCE DEPARTMENT BV 05.21.2020			689,276			
				689,276			
501-0000-389.90-12	UNRESERVED PROPRIETARY	0	0	0	1,329	0	1,329-
* 501-0000-389.90-12	OTHER SOURCES	702,770	693,121	596,313	724,841	702,476	22,365-
** 501-0000-389.90-12	INFORMATION TECHNOLOGY	702,906	693,237	596,336	724,841	702,476	22,365-



501 – INFORMATION TECHNOLOGY EXPENSE

CITY OF EDGEWATER
DEPARTMENT BUDGET

PREPARED 08/21/20, 08:57:39

ACCOUNT NUMBER	ACCOUNT DESCRIPTION	FY2018 Actuals	FY2019 Actuals	Y-T-D FY2020 Actuals	FY2020 Budget	FY2021 PROPOSED	COMPARATIVE VARIANCE
INFORMATION TECHNOLOGY							
FINANCE							
MIS							
501-1302-513.12-10	REGULAR SALARIES	174,070	183,483	155,309	194,750	186,326	8,424-
LEVEL	TEXT		TEXT AMT				
1	SALARIES PER EMPLOYEE BUDGET		187,366				
	LESS: OVERTIME		1,040-				
			186,326				
501-1302-513.14-10	OVERTIME	0	731	100	1,290	1,040	250-
LEVEL	TEXT		TEXT AMT				
1	OVERTIME PER EMPLOYEE BUDGET		1,040				
			1,040				
501-1302-513.15-30	CELL PHONE	382	851	658	840	840	0
501-1302-513.21-10	SOCIAL SECURITY	10,528	11,172	9,377	11,228	11,005	223-
501-1302-513.21-20	MEDICARE	2,462	2,613	2,193	2,626	2,574	52-
501-1302-513.22-20	DCSE	20,888	22,106	18,649	22,267	21,191	1,076-
501-1302-513.23-10	LIFE INS	693	788	635	846	778	68-
501-1302-513.23-20	GROUP MEDICAL INSURANCE	42,912	43,359	34,500	50,216	44,295	5,921-
501-1302-513.23-21	HSA-EMPLOYER CONTRIBUTION	0	0	1,000	0	1,400	1,400
LEVEL	TEXT		TEXT AMT				
1	PER FINANCE ESTIMATE 03.30.20 JD		1,400				
			1,400				
501-1302-513.23-22	HRA-EMPLOYER CONTRIBUTION	0	0	0	750	500	250-
LEVEL	TEXT		TEXT AMT				
1	PER FINANCE ESTIMATE 03.31.20 JD		500				
			500				
501-1302-513.23-30	DENTAL INSURANCE	1,206	1,167	1,023	1,147	1,466	319
501-1302-513.23-40	LT DISABILITY	1,298	1,436	1,140	1,526	1,392	134-

CITY OF EDGEWATER
DEPARTMENT BUDGET

PREPARED 08/21/20, 08:57:39

ACCOUNT NUMBER	ACCOUNT DESCRIPTION	FY2018 Actuals	FY2019 Actuals	Y-T-D Actuals	FY2020 Budget	FY2021 PROPOSED	COMPARATIVE VARIANCE
501-1302-513.23-60	BROKER & ADMIN FEES	1,051	1,389	1,103	1,378	1,389	11
LEVEL	TEXT			TEXT AMT			
1	PER FINANCE ESTIMATE 03.30.20 JD			1,389			
				1,389			
501-1302-513.23-90	OPEB EXPENSE	250-	29,048-	0	0	0	0
501-1302-513.24-10	WORKER'S COMPENSATION	344	309	195	303	269	34-
501-1302-513.34-10	OTHER CONTRACTUAL SERVICE	154,372	198,502	217,958	225,052	211,952	13,100-
LEVEL	TEXT			TEXT AMT			
1	SUPERION ASP			92,500			
	GRANICUS			32,000			
	GRANICUS CAPTIONS (ADA)			14,500			
	REDMAN CONSULTING			4,800			
	SELECTRON			42,500			
	ARCHIVE SOCIAL			2,400			
	PEST CONTROL PER FINANCE TB 04-27-20			102			
	ARCHIVE SOCIAL			2,400			
	SITE IMPROVE (ADA)			6,250			
	ELEARNING PLAN			6,700			
	SOLICITATION STE 24,600 3 YR - YR 1 7,800 JB 5/04			7,800			
				211,952			
501-1302-513.40-10	TRAVEL & PER DIEM	889	940	15	2,900	2,900	0
LEVEL	TEXT			TEXT AMT			
1	SPARK CONFERENCE			1,500			
	ESRI CONFERENCE			1,000			
	FLGISA CONFERENCE			400			
				2,900			
501-1302-513.41-10	TELEPHONE	2,940	2,741	2,054	2,770	3,000	230
LEVEL	TEXT			TEXT AMT			
1	PER FINANCE DEPT. EST- 3/26/20 JD			3,000			
				3,000			
501-1302-513.41-15	CELLULAR	1,064	1,019	912	1,120	1,100	20-
LEVEL	TEXT			TEXT AMT			

CITY OF EDGEWATER
DEPARTMENT BUDGET

PREPARED 08/21/20, 08:57:39

ACCOUNT NUMBER	ACCOUNT DESCRIPTION	FY2018 Actuals	FY2019 Actuals	Y-T-D Actuals	FY2020 Budget	FY2021 PROPOSED	COMPARATIVE VARIANCE
1	PER FINANCE DEPT. EST- 3/26/20 JD			1,100 1,100			
501-1302-513.41-20	VOIP / NETWORK	76,008	80,923	72,837	84,700	92,400	7,700
LEVEL	TEXT			TEXT AMT			
1	PER FINANCE DEPT. EST- 3/26/20 JD			92,400 92,400			
501-1302-513.41-40	POSTAGE	124	0	0	0	0	0
501-1302-513.46-10	REPAIR & MAINTENANCE	0	0	0	20	20	0
LEVEL	TEXT			TEXT AMT			
1	PRELIMINARY PER FINANCE - FIRE EXTINGUISHERS			20 20			
501-1302-513.46-20	FLEET CHARGES	394	951	584	1,101	1,187	86
LEVEL	TEXT			TEXT AMT			
1	PER FINANCE DEPARTMENT BV 05.21.2020			1,187 1,187			
501-1302-513.47-10	PRINTING & BINDING	0	0	75	0	0	0
501-1302-513.49-10	OTHER CHARGES/OBLIGATIONS	0	65	0	0	0	0
501-1302-513.51-10	OFFICE SUPPLIES	160	43	44	0	0	0
501-1302-513.52-10	OPERATING SUPPLIES	156,213	148,060	37,932	52,800	55,700	2,900
LEVEL	TEXT			TEXT AMT			
1	BARRACUDA SPAM ANNUAL MAINTENANCE			3,500			
	BARRACUDA BACKUP ANNUAL MAINTENANCE			5,200			
	BARRACUDA MAIL ARCHIVE ANNUAL MAINTENANCE			3,000			
	SONICWALL ANNUAL MAINTENANCE			2,500			
	CAMERA SYSTEM ANNUAL MAINTENANCE			8,000			
	ARCGIS ANNUAL MAINTENANCE			3,000			
	ARCGIS ONLINE ANNUAL MAINTENANCE			2,500			
	SOPHOS ANTIVIRUS ANNUAL MAINTENANCE			6,000			
	PRINTER MAINTENANCE			2,000			
	NETWORK INFRASTRUCTURE			4,000			
	WARRANTY EXTENSION FOR SERVERS			7,000			
	MOBILE APP			650			

CITY OF EDGEWATER
DEPARTMENT BUDGET

PREPARED 08/21/20, 08:57:39

ACCOUNT NUMBER	ACCOUNT DESCRIPTION	FY2018 Actuals	FY2019 Actuals	Y-T-D Actuals	FY2020 Budget	FY2021 PROPOSED	COMPARATIVE VARIANCE
	BACKUP BATTERIES			1,750			
	LAPTOP SUPPLIES			1,500			
	DESKTOP AND SERVER SUPPLIES			1,500			
	ADOBE ACROBAT ANNUAL MAINTENANCE			2,700			
	PER FINANCE - PRELIMINARY AC MAINT; 4/24 JB			900			
				55,700			
501-1302-513.52-20	UNLEADED & DIESEL	229	203	108	230	170	60-
LEVEL	TEXT			TEXT AMT			
1	PER FINANCE DEPARTMENT - PRELIMINARY; 5/04 JB			170			
				170			
501-1302-513.54-10	BOOKS, PUBS, SUBS, & MEM	200	475	200	475	475	0
LEVEL	TEXT			TEXT AMT			
1	SPARK			225			
	FLGISA			250			
				475			
501-1302-513.54-20	EDUCATIONAL DEVELOPMENT	150	0	0	0	4,125	4,125
LEVEL	TEXT			TEXT AMT			
1	JOE JASMINSKI - EDUCATION			4,125			
				4,125			
*		648,327	674,278	558,601	660,335	647,494	12,841-
**	MIS	648,327	674,278	558,601	660,335	647,494	12,841-
***	FINANCE	648,327	674,278	558,601	660,335	647,494	12,841-

CITY OF EDGEWATER
DEPARTMENT BUDGET

PREPARED 08/21/20, 08:57:39

ACCOUNT NUMBER	ACCOUNT DESCRIPTION	FY2018 Actuals	FY2019 Actuals	Y-T-D Actuals	FY2020 Budget	FY2021 PROPOSED	COMPARATIVE VARIANCE
NON-DEPARTMENTAL							
501-5555-580.23-80	PTO EXPENSE	2,034	248	0	0	0	0
501-5555-580.45-10	GENERAL LIABILITY	703	717	951	951	979	28
LEVEL	TEXT			TEXT AMT			
1	PER FINANCE ESTIMATE 04.24.20 JD			979 979			
501-5555-580.45-15	PROPERTY	2,258	2,225	2,515	2,515	2,591	76
LEVEL	TEXT			TEXT AMT			
1	PER FINANCE ESTIMATE 04.24.20 JD			2,591 2,591			
501-5555-580.45-20	PUBLIC OFFICIALS	560	579	683	683	703	20
LEVEL	TEXT			TEXT AMT			
1	PER FINANCE ESTIMATE 04.24.20 JD			703 703			
501-5555-580.45-25	AUTOMOBILE	767	725	770	770	793	23
LEVEL	TEXT			TEXT AMT			
1	PER FINANCE DEPT JD 5-20-20			793 793			
501-5555-580.46-10	REPAIR & MAINTENANCE	840	0	0	0	0	0
501-5555-580.59-10	DEPRECIATION	53,449	22,016	0	0	0	0
501-5555-580.64-10	MACHINERY & EQUIPMENT	0	0	41,640	47,936	37,325	10,611-
LEVEL	TEXT			TEXT AMT			
1	DC_1 REPLACEMENT			8,000			
	GPS RECEIVER FOR GIS			3,225			
	REPLACEMENT DESKTOPS			10,000			
	REPLACEMENT SONICWALL			6,500			
	CVSA (PD)			9,995			
	BUDGET REDUCTION CVSA (PD)			9,995-			
	REPLACEMENT CRADLEPOINTS (FD)			9,600			
				37,325			

CITY OF EDGEWATER
DEPARTMENT BUDGET

PREPARED 08/21/20, 08:57:39

ACCOUNT NUMBER	ACCOUNT DESCRIPTION	FY2018 Actuals	FY2019 Actuals	Y-T-D Actuals	FY2020 Budget	FY2021 PROPOSED	COMPARATIVE VARIANCE
501-5555-580.71-28	BBT CAP IMP REV NOTE 2014	0	0	10,458	10,458	10,775	317
LEVEL	TEXT			TEXT	AMT		
1	PER FINANCE DEPT JD 4-28-20				10,775		
					10,775		
501-5555-580.72-28	BBT CAP IMP REV NOTE 2014	1,661	1,421	660	1,193	938	255-
LEVEL	TEXT			TEXT	AMT		
1	PER FINANCE DEPT JD 4-28-20				938		
					938		
*		62,272	27,931	57,677	64,506	54,104	10,402-
501-5555-589.10-01	CURRENT YEAR UNRESERVED	0	0	0	0	878	878
LEVEL	TEXT			TEXT	AMT		
1	CONTINGENCY				878		
					878		
*		0	0	0	0	878	878
**	DEPARTMENTAL	62,272	27,931	57,677	64,506	54,982	9,524-
***	NON-	62,272	27,931	57,677	64,506	54,982	9,524-
****	INFORMATION TECHNOLOGY	710,599	702,209	616,278	724,841	702,476	22,365-



502 - FLEET



502 – FLEET REVENUE

CITY OF EDGEWATER
FUND REVENUE

PREPARED 08/21/20, 08:57:46

ACCOUNT NUMBER	ACCOUNT DESCRIPTION	FY2018 Actuals	FY2019 Actuals	Y-T-D Actuals	FY2020 Budget	FY2021 PROPOSED	COMPARATIVE VARIANCE
FLEET							
502-0000-341.20-11	FLEET	565,265	765,751	267	694,784	736,289	41,505
LEVEL	TEXT		TEXT AMT				
1	UPDATED 05.21.2020 BV		736,289				
			736,289				
502-0000-341.20-12	UNLEADED & DIESEL	354,249	342,027	874,367	471,552	369,483	102,069-
LEVEL	TEXT		TEXT AMT				
1	PER FINANCE DEPARTMENT - PRELIMINARY; 5/04 JB (EXCLUDES MARKUP)		369,483				
			369,483				
502-0000-341.20-22	FUEL & OIL MARKUP	8,856	8,551	5,615	12,091	9,474	2,617-
LEVEL	TEXT		TEXT AMT				
1	PER FINANCE DEPARTMENT - PRELIMINARY; 5/04 JB (2.5% OF UNLEADED AND DIESEL 341.20-12)		9,474				
			9,474				
*	CHARGES FOR SERVICES	928,370	1,116,329	880,249	1,178,427	1,115,246	63,181-
502-0000-361.10-10	INTEREST	371	521	494	0	0	0
502-0000-365.10-00	SALES / SURPLUS	0	0	598	0	0	0
502-0000-369.90-10	MISC REVENUE	0	0	449	0	0	0
*	MISC. REVENUE	371	521	1,541	0	0	0
502-0000-389.90-12	UNRESERVED PROPRIETARY	0	0	0	18,163	5,023	13,140-
LEVEL	TEXT		TEXT AMT				
1	USE OF FUND BALANCE		5,023				
			5,023				
*	OTHER SOURCES	0	0	0	18,163	5,023	13,140-
**	FLEET	928,741	1,116,850	881,790	1,196,590	1,120,269	76,321-



502 – FLEET EXPENSE

CITY OF EDGEWATER
DEPARTMENT BUDGET

PREPARED 08/21/20, 08:57:39

ACCOUNT NUMBER	ACCOUNT DESCRIPTION	FY2018 Actuals	FY2019 Actuals	Y-T-D Actuals	FY2020 Budget	FY2021 PROPOSED	COMPARATIVE VARIANCE
FLEET							
ENVIRONMENTAL SERVICES							
INTERNAL SERVICE							
502-4090-519.12-10	REGULAR SALARIES	112,364	129,138	138,609	170,602	183,414	12,812
LEVEL	TEXT			TEXT AMT			
1	SALARIES PER EMPLOYEE BUDGET			186,742			
	LESS: OVERTIME			3,328-			
				183,414			
502-4090-519.14-10	OVERTIME	486	1,411	1,160	1,726	3,328	1,602
LEVEL	TEXT			TEXT AMT			
1	OVERTIME PER EMPLOYEE BUDGET			3,328			
				3,328			
502-4090-519.15-30	CELL PHONE	763	605	470	600	600	0
502-4090-519.15-50	TOOL ALLOWANCE	648	690	658	840	840	0
502-4090-519.15-60	BOOT ALLOWANCE	250	316	0	500	600	100
LEVEL	TEXT			TEXT AMT			
1	BOOT ALLOWANCE (4) BB 3/30/20			600			
				600			
502-4090-519.21-10	FICA TAXES	7,033	7,966	8,527	9,753	10,761	1,008
502-4090-519.21-20	MEDICARE	1,645	1,863	1,994	2,281	2,517	236
502-4090-519.22-20	DCSE	12,882	16,250	16,772	19,179	20,652	1,473
502-4090-519.23-10	LIFE INS	292	391	512	566	765	199
502-4090-519.23-20	GROUP MEDICAL INSURANCE	24,173	29,531	29,274	46,899	38,273	8,626-
502-4090-519.23-21	HSA-EMPLOYER CONTRIBUTION	0	1,717	2,692	1,500	3,000	1,500
LEVEL	TEXT			TEXT AMT			
1	PER FINANCE ESTIMATE 03.30.20 JD			3,000			
				3,000			
502-4090-519.23-22	HRA-EMPLOYER CONTRIBUTION	145	0	0	500	500	0

CITY OF EDGEWATER
DEPARTMENT BUDGET

PREPARED 08/21/20, 08:57:39

ACCOUNT NUMBER	ACCOUNT DESCRIPTION	FY2018 Actuals	FY2019 Actuals	Y-T-D Actuals	FY2020 Budget	FY2021 PROPOSED	COMPARATIVE VARIANCE
LEVEL 1	TEXT PRELIMINARY PER FINANCE			TEXT AMT 500 500			
502-4090-519.23-30	DENTAL INSURANCE	723	725	680	1,135	863	272-
502-4090-519.23-40	LT DISABILITY	543	715	771	1,020	1,071	51
502-4090-519.23-60	BROKER & ADMIN FEES	566	932	924	876	955	79
LEVEL 1	TEXT PER FINANCE ESTIMATE 03.30.20 JD			TEXT AMT 955 955			
502-4090-519.23-90	OPEB EXPENSE	123-	22,731	0	0	0	0
502-4090-519.24-10	WORKER'S COMPENSATION	3,835	5,680	3,813	8,258	4,568	3,690-
502-4090-519.31-10	PROFESSIONAL SERVICES	0	0	0	400	700	300
LEVEL 1	TEXT ANNUAL FUEL TANK INSPECTION BB 3/30/20			TEXT AMT 700 700			
502-4090-519.34-10	OTHER CONTRACTUAL SERVICE	743	786	694	811	811	0
LEVEL 1	TEXT PEST CONTROL PER FINANCE TB 04-27-20 GAS TANK PERMIT BB 3/30/20 JANITORIAL EXPENSE EST JD 4-23-20			TEXT AMT 281 50 480 811			
502-4090-519.40-10	TRAVEL & PER DIEM	0	0	0	366	366	0
LEVEL 1	TEXT ASE TEST MEALS BB 3/30/20 EVT TRAINING MEALS BB 3/30/20 FLAGFLA MEALS BB 3/30/20 SHERIFFS TRADE SHOW MEALS BB 3/30/20 HYDRAULIC TRAINING HOTEL & MEALS BB 3/30/20			TEXT AMT 100 44 11 11 200 366			
502-4090-519.43-10	ELECTRIC	4,509	3,865	2,596	3,708	3,981	273

CITY OF EDGEWATER
DEPARTMENT BUDGET

PREPARED 08/21/20, 08:57:39

ACCOUNT NUMBER	ACCOUNT DESCRIPTION	FY2018 Actuals	FY2019 Actuals	Y-T-D Actuals	FY2020 Budget	FY2021 PROPOSED	COMPARATIVE VARIANCE
LEVEL	TEXT			TEXT AMT			
1	PER FINANCE DEPT. EST- 3/26/20 JD			3,981			
				3,981			
502-4090-519.44-10	RENT	4,045	4,780	3,309	4,413	4,413	0
LEVEL	TEXT			TEXT AMT			
1	FLEET OFFICE RENTAL BB 3/30/20			4,413			
				4,413			
502-4090-519.46-10	REPAIR & MAINTENANCE	15,124	11,173	16,694	27,274	18,905	8,369-
LEVEL	TEXT			TEXT AMT			
1	SHOP KEY MAINTENANCE BB 3/30/20			6,000			
	BOLTS & NUTS BB 3/30/20			1,000			
	SCANNER UPDATE (2) BB 3/30/20			5,000			
	SYNTECH GAS MAINT AGREEMENT BB 3/30/20			3,500			
	HOSES, NOZZLES, FILTERS FOR GAS TANKS BB 3/30/20			1,000			
	GENERATOR MAINTENANCE BB 3/30/20			405			
	MESSAGE BOARD MAINTENANCE BB 3/30/20			1,000			
	VEHICLE LIFT MAINTENANCE BB 3/30/20			1,000			
				18,905			
502-4090-519.46-20	FLEET CHARGES	3,156	4,515	7,510	8,047	9,914	1,867
LEVEL	TEXT			TEXT AMT			
1	PER FINANCE DEPARTMENT BV 05.21.2020			9,914			
				9,914			
502-4090-519.49-10	OTHER CHARGES/OBLIGATIONS	1,200	1,006	1,207	2,690	2,690	0
LEVEL	TEXT			TEXT AMT			
1	DRY SORB & OIL PICK UP BB 3/30/20			1,500			
	TANK LEASE BB 3/30/20			650			
	DRUG TESTS & PHYSICALS BB 3/30/20			200			
	PARTS TANK FLUID PICK UP BB 3/30/20			340			
				2,690			
502-4090-519.51-10	OFFICE SUPPLIES	303	212	7	400	400	0
LEVEL	TEXT			TEXT AMT			

CITY OF EDGEWATER
DEPARTMENT BUDGET

PREPARED 08/21/20, 08:57:39

ACCOUNT NUMBER	ACCOUNT DESCRIPTION	FY2018 Actuals	FY2019 Actuals	Y-T-D Actuals	FY2020 Budget	FY2021 PROPOSED	COMPARATIVE VARIANCE
1	PRINT CARTRIDGES BB 3/30/20 COPY PAPER BB 3/30/20			200 200 400			
502-4090-519.52-10	OPERATING SUPPLIES	12,557	37,815	6,587	16,200	21,800	5,600
LEVEL	TEXT			TEXT AMT			
1	FIRST AID/CLEANING SUPPLIES BB 3/30/20 SHOP TOOLS, TOWELS, & LUBRICANTS BB 3/30/20 TANK WELDING SUPPLIES BB 3/30/20 AIR COMPRESSOR BB 3/30/20 HOSE REEL ASSEMBLY (4) BB 3/30/20 HYDRAULIC DRUM PUMPS (2) BB 3/30/20 TRUCK MOUNTED AIR COMPRESSOR -SVC TRUCK BB 3/20/20 SERVICE TRUCK TOOLS BB 3/30/20			800 4,500 500 5,000 2,000 3,000 4,000 2,000 21,800			
502-4090-519.52-20	UNLEADED & DIESEL	287	405	210	1,500	372	1,128-
LEVEL	TEXT			TEXT AMT			
1	PER FINANCE DEPARTMENT - PRELIMINARY; 5/04 JB			372 372			
502-4090-519.52-30	UNIFORMS	0	153	226	1,375	1,075	300-
LEVEL	TEXT			TEXT AMT			
1	PANTS & SHIRTS BB 3/30/20 JACKETS BB 3/30/30			775 300 1,075			
502-4090-519.54-10	BOOKS, PUBS, SUBS, & MEM	50	0	0	350	350	0
LEVEL	TEXT			TEXT AMT			
1	FLAGFLA MEMBERSHIP BB 3/30/20 REPAIR SHOP MANUAL BB 3/30/20			50 300 350			
502-4090-519.54-20	EDUCATIONAL DEVELOPMENT	894	122	0	1,675	2,125	450
LEVEL	TEXT			TEXT AMT			
1	ASE TESTING BB 3/30/20 FLAGFLA TRADE SHOW BB 3/30/20 FL SHERIFFS TRADE SHOW BB 3/30/20			1,000 100 225			

CITY OF EDGEWATER
DEPARTMENT BUDGET

PREPARED 08/21/20, 08:57:39

ACCOUNT NUMBER	ACCOUNT DESCRIPTION	FY2018 Actuals	FY2019 Actuals	Y-T-D FY2020 Actuals	FY2020 Budget	FY2021 PROPOSED	COMPARATIVE VARIANCE
	EVT TRAINING BB 3/30/20			200			
	HYDRAULIC TRAINING BB 3/30/20			600			
				2,125			
*		209,093	285,493	245,896	335,444	340,609	5,165
**	INTERNAL SERVICE	209,093	285,493	245,896	335,444	340,609	5,165
***	ENVIRONMENTAL SERVICES	209,093	285,493	245,896	335,444	340,609	5,165

CITY OF EDGEWATER
DEPARTMENT BUDGET

PREPARED 08/21/20, 08:57:39

ACCOUNT NUMBER	ACCOUNT DESCRIPTION	FY2018 Actuals	FY2019 Actuals	Y-T-D Actuals	FY2020 Budget	FY2021 PROPOSED	COMPARATIVE VARIANCE
NON-DEPARTMENTAL							
502-5555-580.23-80	PTO EXPENSE	736-	4,926	0	0	0	0
502-5555-580.45-10	GENERAL LIABILITY	1,668	1,700	2,254	2,254	2,322	68
LEVEL	TEXT			TEXT AMT			
1	PER FINANCE ESTIMATE 04.24.20 JD			2,322			
				2,322			
502-5555-580.45-15	PROPERTY	5,352	5,273	5,961	5,961	6,140	179
LEVEL	TEXT			TEXT AMT			
1	PER FINANCE ESTIMATE 04.24.20 JD			6,140			
				6,140			
502-5555-580.45-20	PUBLIC OFFICIALS	1,327	1,371	1,617	1,617	1,665	48
LEVEL	TEXT			TEXT AMT			
1	PER FINANCE ESTIMATE 04.24.20 JD			1,665			
				1,665			
502-5555-580.45-25	AUTOMOBILE	1,817	1,718	1,824	1,824	1,879	55
LEVEL	TEXT			TEXT AMT			
1	PER FINANCE DEPT JD 5-20-20			1,879			
				1,879			
502-5555-580.45-35	ENVIRONMENTAL LIABILITY	3,668	3,787	3,787	3,787	3,787	0
LEVEL	TEXT			TEXT AMT			
1	PER FINANCE ESTIMATE 04.24.20 JD			3,787			
				3,787			
502-5555-580.52-20	UNLEADED & DIESEL	354,249	342,027	224,612	483,643	378,957	104,686-
LEVEL	TEXT			TEXT AMT			
1	PER FINANCE DEPARTMENT - PRELIMINARY; 5/04 JB			378,957			
				378,957			
502-5555-580.52-90	COGS PARTS	243,052	312,191	328,996	356,285	377,410	21,125

CITY OF EDGEWATER
DEPARTMENT BUDGET

PREPARED 08/21/20, 08:57:39

ACCOUNT NUMBER	ACCOUNT DESCRIPTION	FY2018 Actuals	FY2019 Actuals	Y-T-D FY2020 Actuals	FY2020 Budget	FY2021 PROPOSED	COMPARATIVE VARIANCE
LEVEL	TEXT			TEXT AMT			
1	PER FINANCE DEPARTMENT - PRELIMINARY; 5/04 JB			356,285			
	FUEL SYSTEM MODULES UPGRADE (25) BB 3/30/20			6,875			
	GPS MODULES (10) BB 3/30/20			1,750			
	ANNUAL GPS MONITORING (45 EXISTING/10 NEW) 3/30/20			12,500			
				377,410			
502-5555-580.59-10	DEPRECIATION	6,678	4,961	0	0	0	0
502-5555-580.62-10	BUILDINGS	0	0	0	5,775	0	5,775-
502-5555-580.64-10	MACHINERY & EQUIPMENT	0	0	0	0	7,500	7,500
LEVEL	TEXT			TEXT AMT			
1	MANDATED FUEL SYSTEM COMPLIANCE MONITORING 3/30/20			5,500			
	SHOP VENTILATION BB 3/30/20			2,000			
				7,500			
*		617,075	677,954	569,051	861,146	779,660	81,486-
**	DEPARTMENTAL	617,075	677,954	569,051	861,146	779,660	81,486-
***	NON-	617,075	677,954	569,051	861,146	779,660	81,486-
****	FLEET	826,168	963,447	814,947	1,196,590	1,120,269	76,321-



503 – PROPERTY AND LIABILITY INSURANCE
FUND



503 – PROPERTY AND LIABILITY INSURANCE
FUND REVENUE

CITY OF EDGEWATER
FUND REVENUE

PREPARED 08/21/20, 08:57:46

ACCOUNT NUMBER	ACCOUNT DESCRIPTION	FY2018 Actuals	FY2019 Actuals	Y-T-D Actuals	FY2020 Budget	FY2021 PROPOSED	COMPARATIVE VARIANCE
LOSS							
503-0000-341.30-01	GENERAL FUND	145,338	152,907	165,228	165,228	170,013	4,785
LEVEL	TEXT		TEXT AMT				
1	PER FINANCE DEPT JD 5-20-20		170,013				
			170,013				
503-0000-341.34-40	WATER/SEWER FUND	122,333	128,040	139,230	139,230	143,303	4,073
LEVEL	TEXT		TEXT AMT				
1	PER FINANCE DEPT JD 5-20-20		143,303				
			143,303				
503-0000-341.34-47	REFUSE FUND	31,713	9,382	36,374	36,374	37,464	1,090
LEVEL	TEXT		TEXT AMT				
1	PER FINANCE DEPT JD 5-20-20		37,464				
			37,464				
503-0000-341.34-48	STORMWATER FUND	14,891	14,745	17,079	17,079	17,592	513
LEVEL	TEXT		TEXT AMT				
1	PER FINANCE DEPT JD 5-20-20		17,592				
			17,592				
503-0000-341.35-01	MIS FUND	4,288	4,246	4,919	4,919	5,066	147
LEVEL	TEXT		TEXT AMT				
1	PER FINANCE DEPT JD 5-20-20		5,066				
			5,066				
503-0000-341.35-02	FLEET MAINTENANCE FUND	13,832	21,423	15,443	15,443	15,793	350
LEVEL	TEXT		TEXT AMT				
1	PER FINANCE DEPT JD 5-20-20		15,793				
			15,793				
* CHARGES FOR SERVICES		332,395	330,743	378,273	378,273	389,231	10,958
503-0000-361.10-10	INTEREST	10	9	15	0	0	0
* MISC. REVENUE		10	9	15	0	0	0
** LOSS		332,405	330,752	378,288	378,273	389,231	10,958



503 – PROPERTY AND LIABILITY INSURANCE
FUND EXPENSE

CITY OF EDGEWATER
DEPARTMENT BUDGET

PREPARED 08/21/20, 08:57:39

ACCOUNT NUMBER	ACCOUNT DESCRIPTION	FY2018 Actuals	FY2019 Actuals	Y-T-D Actuals	FY2020 Budget	FY2021 PROPOSED	COMPARATIVE VARIANCE
LOSS NON- DEPARTMENTAL 503-5555-580.45-10	GENERAL LIABILITY	48,729	49,679	65,857	65,857	67,833	1,976
LEVEL	TEXT			TEXT AMT			
1	PER FINANCE DEPT JD 5-20-20			67,833			
				67,833			
503-5555-580.45-15	PROPERTY	156,362	154,077	174,179	174,179	179,404	5,225
LEVEL	TEXT			TEXT AMT			
1	PER FINANCE DEPT JD 5-20-20			179,404			
				179,404			
503-5555-580.45-20	PUBLIC OFFICIALS	38,755	40,055	47,236	47,236	48,653	1,417
LEVEL	TEXT			TEXT AMT			
1	PER FINANCE DEPT JD 5-20-20			48,653			
				48,653			
503-5555-580.45-25	AUTOMOBILE	53,087	50,196	53,288	53,288	54,887	1,599
LEVEL	TEXT			TEXT AMT			
1	PER FINANCE DEPT JD 5-20-20			54,887			
				54,887			
503-5555-580.45-30	CRIME/EMPLOYEE DISHONESTY	2,000	2,000	2,000	2,000	2,000	0
LEVEL	TEXT			TEXT AMT			
1	PER FINANCE DEPT JD 5-20-20			2,000			
				2,000			
503-5555-580.45-35	ENVIRONMENTAL LIABILITY	10,663	11,010	11,010	11,010	11,010	0
LEVEL	TEXT			TEXT AMT			
1	PER FINANCE DEPT JD 5-20-20			11,010			
				11,010			
503-5555-580.45-40	POLICE PROF LIABILITY	19,769	20,696	21,158	21,158	21,793	635
LEVEL	TEXT			TEXT AMT			

CITY OF EDGEWATER
DEPARTMENT BUDGET

PREPARED 08/21/20, 08:57:39

ACCOUNT NUMBER	ACCOUNT DESCRIPTION	FY2018 Actuals	FY2019 Actuals	Y-T-D Actuals	FY2020 Budget	FY2021 PROPOSED	COMPARATIVE VARIANCE
1	PER FINANCE DEPT JD 5-20-20			21,793 21,793			
503-5555-580.45-50	POLICE AD&D	3,030	3,030	3,545	3,545	3,651	106
LEVEL	TEXT			TEXT AMT			
1	PER FINANCE DEPT JD 5-20-20			3,651 3,651			
*		332,395	330,743	378,273	378,273	389,231	10,958
**	DEPARTMENTAL	332,395	330,743	378,273	378,273	389,231	10,958
***	NON-	332,395	330,743	378,273	378,273	389,231	10,958
****	LOSS	332,395	330,743	378,273	378,273	389,231	10,958



504 – FULLY INSURED



504 – FULLY INSURED REVENUE

CITY OF EDGEWATER
FUND REVENUE

PREPARED 08/21/20, 08:57:46

ACCOUNT NUMBER	ACCOUNT DESCRIPTION	FY2018 Actuals	FY2019 Actuals	Y-T-D Actuals	FY2020 Budget	FY2021 PROPOSED	COMPARATIVE VARIANCE
FULLY INSURED INSURANCE							
504-0000-340.20-10	HEALTH - COBRA	25,246	45,494	33,428	94,563	12,854	81,709-
LEVEL	TEXT		TEXT AMT				
1	PER EMPLOYEE BUDGET - JD 5-15-2020		12,854				
			12,854				
504-0000-340.20-20	HEALTH - EMPLOYER	2,055,016	2,134,245	1,816,626	2,840,897	2,113,072	727,825-
LEVEL	TEXT		TEXT AMT				
1	PER EMPLOYEE BUDGET - JD 8-19-2020		2,113,072				
			2,113,072				
504-0000-340.20-21	HEALTH - EMPLOYEE	232,477	234,888	188,199	557,422	232,558	324,864-
LEVEL	TEXT		TEXT AMT				
1	PER FINANCE DEPARTMENT - JD 8-19-2020		232,558				
			232,558				
504-0000-340.20-22	HSA - EMPLOYER	29,408	83,045	109,029	89,150	149,350	60,200
LEVEL	TEXT		TEXT AMT				
1	PER FINANCE DEPARTMENT - JD 5-15-2020		149,350				
			149,350				
504-0000-340.20-23	HSA - EMPLOYEE	4,044	7,835	9,768	9,118	10,000	882
LEVEL	TEXT		TEXT AMT				
1	PER FINANCE DEPARTMENT - JD 5-15-2020		10,000				
			10,000				
504-0000-340.20-24	HRA - EMPLOYER	7,879	4,345	3,781	32,500	30,500	2,000-
LEVEL	TEXT		TEXT AMT				
1	PER FINANCE DEPARTMENT - JD 5-15-2020		30,500				
			30,500				
504-0000-340.20-30	BROKERAGE & ADMIN FEE REV	51,052	67,926	55,987	67,988	67,968	20-
LEVEL	TEXT		TEXT AMT				
1	ESTIMATE FINANCE JD 5-15-2020		67,968				
			67,968				
504-0000-340.21-20	LIFE - EMPLOYER	49,606	53,695	49,748	42,117	41,812	305-
LEVEL	TEXT		TEXT AMT				
1	PER EMPLOYEE BUDGET JD 5-15-2020		41,812				
			41,812				

CITY OF EDGEWATER
FUND REVENUE

PREPARED 08/21/20, 08:57:46

ACCOUNT NUMBER	ACCOUNT DESCRIPTION	FY2018 Actuals	FY2019 Actuals	Y-T-D Actuals	FY2020 Budget	FY2021 PROPOSED	COMPARATIVE VARIANCE
504-0000-340.22-10	DENTAL - COBRA	1,314	2,389	742	2,713	799	1,914-
LEVEL	TEXT		TEXT AMT				
1	PER EMPLOYEE BUDGET JD 5-15-2020		799				
			799				
504-0000-340.22-20	DENTAL - EMPLOYER	55,677	53,779	44,227	71,310	55,148	16,162-
LEVEL	TEXT		TEXT AMT				
1	PER EMPLOYEE BUDGET JD 8-19-2020		55,148				
			55,148				
504-0000-340.22-21	DENTAL - EMPLOYEE	37,085	36,550	30,224	33,785	6,142	27,643-
LEVEL	TEXT		TEXT AMT				
1	PER EMPLOYEE BUDGET JD 8-19-2020		6,142				
			6,142				
504-0000-340.23-20	LTD - EMPLOYER	57,497	63,551	56,863	77,852	74,196	3,656-
LEVEL	TEXT		TEXT AMT				
1	PER EMPLOYEE BUDGET JD 8-19-2020		74,196				
			74,196				
*	CHARGES FOR SERVICES	2,606,301	2,787,742	2,398,622	3,919,415	2,794,399	1,125,016-
504-0000-361.10-10	INTEREST	457	473	371	0	0	0
504-0000-368.20-10	EMPLOYER	175,566	212,758	123,233	212,946	115,715	97,231-
LEVEL	TEXT		TEXT AMT				
1	PER FINANCE DEPARTMENT		212,758				
	BUDGET REDUCTION FOR OPEB FUNDING		97,043-				
			115,715				
*	MISC. REVENUE	176,023	213,231	123,604	212,946	115,715	97,231-
**	FULLY INSURED INSURANCE	2,782,324	3,000,973	2,522,226	4,132,361	2,910,114	1,222,247-



504 – FULLY INSURED EXPENSE

CITY OF EDGEWATER
DEPARTMENT BUDGET

PREPARED 08/21/20, 08:57:39

ACCOUNT NUMBER	ACCOUNT DESCRIPTION	FY2018 Actuals	FY2019 Actuals	Y-T-D Actuals	FY2020 Budget	FY2021 PROPOSED	COMPARATIVE VARIANCE
504-5555-580.31-10	FULLY INSURED INSURANCE NON- DEPARTMENTAL PROFESSIONAL SERVICES	51,052	67,926	47,620	67,988	67,968	20-
LEVEL 1	TEXT PER FINANCE DEPARTMENT - JD 5-15-2020			TEXT AMT 67,968 67,968			
504-5555-580.45-01	HEALTH INSURANCE PREMIUMS	2,320,679	2,413,879	1,854,056	3,492,882	2,358,484	1,134,398-
LEVEL 1	TEXT EMPLOYEE BUDGET JD 8-19-2020			TEXT AMT 2,358,484 2,358,484			
504-5555-580.45-02	HEALTH SAVINGS ACCT	33,452	90,880	118,797	98,268	159,350	61,082
LEVEL 1	TEXT HSA EMPLOYER EST - JD 5-15-2020 HSA EMPLOYEE EST - JD 5-15-2020			TEXT AMT 149,350 10,000 159,350			
504-5555-580.45-03	DENTAL INSURANCE PREMIUMS	94,410	93,011	67,310	107,808	62,089	45,719-
LEVEL 1	TEXT PER EMPLOYEE BUDGET JD 5-15-2020			TEXT AMT 62,089 62,089			
504-5555-580.45-04	HRA Employer Expense	7,879	4,821	4,119	32,500	30,500	2,000-
LEVEL 1	TEXT EMPLOYEE BUDGET JD 5-15-2020			TEXT AMT 30,500 30,500			
504-5555-580.45-05	LIFE INSURANCE PREMIUMS	35,474	34,706	28,119	42,117	41,812	305-
LEVEL 1	TEXT PER EMPLOYEE BUDGET JD 5-15-2020			TEXT AMT 41,812 41,812			
504-5555-580.45-07	LTD PREMIUMS	23,544	23,250	18,440	77,852	74,196	3,656-

CITY OF EDGEWATER
DEPARTMENT BUDGET

PREPARED 08/21/20, 08:57:39

ACCOUNT NUMBER	ACCOUNT DESCRIPTION	FY2018 Actuals	FY2019 Actuals	Y-T-D FY2020 Actuals	FY2020 Budget	FY2021 PROPOSED	COMPARATIVE VARIANCE
LEVEL	TEXT			TEXT AMT			
1	PER EMPLOYEE BUDGET JD 8-19-2020			74,196			
				74,196			
*		2,566,490	2,728,473	2,138,461	3,919,415	2,794,399	1,125,016-
504-5555-589.20-02	OPEB	0	0	0	212,946	115,715	97,231-
LEVEL	TEXT			TEXT AMT			
1	PER FINANCE			212,758			
	BUDGET REDUCTION FOR OPEB FUNDING			97,043-			
				115,715			
*		0	0	0	212,946	115,715	97,231-
**	DEPARTMENTAL	2,566,490	2,728,473	2,138,461	4,132,361	2,910,114	1,222,247-
***	NON-	2,566,490	2,728,473	2,138,461	4,132,361	2,910,114	1,222,247-
****	FULLY INSURED INSURANCE	2,566,490	2,728,473	2,138,461	4,132,361	2,910,114	1,222,247-



505 – WORKERS COMPENSATION



505 – WORKERS COMPENSATION REVENUE

CITY OF EDGEWATER
FUND REVENUE

PREPARED 08/21/20, 08:57:46

ACCOUNT NUMBER	ACCOUNT DESCRIPTION	FY2018 Actuals	FY2019 Actuals	Y-T-D FY2020 Actuals	FY2020 Budget	FY2021 PROPOSED	COMPARATIVE VARIANCE
WORKERS COMPENSATION							
505-0000-340.24-10	WORKERS COMPENSATION	289,658	258,563	190,362	262,674	281,365	18,691
LEVEL	TEXT			TEXT AMT			
1	PER EMPLOYEE BUDGET JD 8-20-2020			281,365			
				281,365			
*	CHARGES FOR SERVICES	289,658	258,563	190,362	262,674	281,365	18,691
**	WORKERS COMPENSATION	289,658	258,563	190,362	262,674	281,365	18,691
		39,804,824	42,800,629	46,325,367	61,292,300	54,458,950	6,833,350-



505 – WORKERS COMPENSATION EXPENSE

CITY OF EDGEWATER
DEPARTMENT BUDGET

PREPARED 08/21/20, 08:57:39

ACCOUNT NUMBER	ACCOUNT DESCRIPTION	FY2018 Actuals	FY2019 Actuals	Y-T-D FY2020 Actuals	FY2020 Budget	FY2021 PROPOSED	COMPARATIVE VARIANCE
WORKERS COMPENSATION							
NON-							
DEPARTMENTAL							
505-5555-580.24-10	WORKERS COMPENSATION	283,091	254,164	250,396	262,674	281,365	18,691
LEVEL	TEXT			TEXT AMT			
1	PER EMPLOYEE BUDGET JD 8-20-2020			281,365			
				281,365			
*		283,091	254,164	250,396	262,674	281,365	18,691
**	DEPARTMENTAL	283,091	254,164	250,396	262,674	281,365	18,691
***	NON-	283,091	254,164	250,396	262,674	281,365	18,691
****	WORKERS COMPENSATION	283,091	254,164	250,396	262,674	281,365	18,691
		38,243,764	37,826,172	40,648,473	61,292,300	54,458,950	6,833,350-



PAGE INTENTIONAL BLANK



CAPITAL OUTLAY



Capital Outlay Schedule (Master)
FY 2020/2021

Fund	Dept Name	Description	Replacement	Mileage (approx.) / Description	Cost	Included in Draft
	=153777+22240	2021 - 22				
CURRENT OPERATIONS GOVERNMENTAL FUNDS						Budget
General Fund:						
001-5555-580.64-10	Parks & Rec	Asphalt Planner			24,000	No
001-5555-580.64-10	Parks & Rec	Asphalt Roller			20,000	No
001-5555-580.64-10	Parks & Rec	Public Works Sign Equipment			20,000	No
001-5555-580.64-20	Parks & Rec	Crew Cab w/Dump Body	Replacement	Pickup taken out of service 2 years ago	\$ 70,000	No
001-5555-580.64-20	Parks & Rec	24 foot enclosed trailer	Additional		\$ 8,000	No
001-5555-580.64-20	Parks & Rec	Skid Steer	Additional		\$ 60,000	No
001-5555-580.64-20	Police	2 cnt Patrol Interceptor	FA#1947 & 1974		\$ 118,600	No
001-5555-580.64-20	Police	4 cnt Patrol Interceptor gently used	New Employees		\$ 125,600	Yes
001-5555-580.64-10	Police	1 cnt Air purify respirator	Additional		\$ 15,500	Yes
001-5555-580.64-10	Police	1 cnt Command/Decontamination Trailer	Additional		\$ 65,000	Yes
001-5555-580.64-20	Police	1 cnt F-150 Crew Cab 4X4 w/Tow pkg	2004 F250	103,000	\$ 40,000	No
001-5555-580.64-20	Police	2 cnt Ford Pick Up - Police Package	FA#1978 & 2011 Explorer		\$ 127,200	No
001-5555-580.64-20	Police	3 cnt Patrol Interceptor - Unmarked	FA# 1943 & 2005 & 1741		\$ 141,750	No
001-5555-580.64-20	Public Works	Bucket Truck	Replacement 2004 F350		\$ 150,000	No
001-5555-580.64-20	Public Works	F550 Dump Truck	Additional		\$ 65,000	No
Special Law Enforcement Trust Fund:						
115-5555-580.62-10	Police	Metal Training Building Concrete Slab	utilize LETF Per FSS 932.7055		\$ 35,000	Yes
115-5555-580.62-10	Police	Trainin Classroom	utilize LETF Per FSS 932.7056		\$ 15,000	Yes
Fire Impact Fee Fund:						
118-5555-580.64-10	Fire	GPS preemption system for traffic light control system	None		\$ 25,830	Yes
TOTAL REQUESTED FOR CURRENT OPERATIONS GOVERNMENTAL FUNDS					\$ 1,126,480	
TOTAL INCLUDED FOR CURRENT OPERATIONS GOVERNMENTAL FUNDS					\$ 281,930	



Capital Outlay Schedule (Master)
FY 2020/2021

Fund	Dept Name	Description	Replacement	Mileage (approx.) / Description	Cost	Included in Draft
CURRENT OPERATIONS PROPRIETARY FUNDS						
440-5555-580.64-10	WW Coll	Generators for lift stations	Replacement	WTP	\$ 250,000	Yes
440-5555-580.64-10	WW	Air Compressor at WWTP			\$ 30,000	Yes
440-5555-580.64-20	WW Coll	1 cnt Service Truck	Replacement	F250	\$ 40,000	Yes
440-5555-580.64-20	WW Coll	0	Replacement	FA# 1720 2006 Ford	\$ 35,000	Yes
440-5555-580.64-20	WW Coll	1 cnt Backhoe	Replacement	Old unit to drop down to fleet	\$ 121,800	Yes
TOTAL FOR CURRENT OPERATIONS					\$ 476,800	
447-5555-580.64-20	Refuse	Garbage Carts			\$ 1,100,000	No
447-5555-580.64-20	Refuse	2cnt Garbage Trucks , 1 cnt 2023 , 1 2024			\$ 600,000	No
TOTAL FOR CURRENT OPERATIONS					\$ 1,700,000	
448-5555-580.64-10	Stormwater	Menzi-M220	Replacement	FA#1955-2010 Menzi A61	\$ 338,000	Yes
448-5555-580.64-10	Stormwater	UTV	Replacement	FA#1953 Kubota rtv900	\$ 13,000	Yes
448-5555-580.64-20	Stormwater	F350 Pickup 4x4	Replacement	2006 F250	\$ 32,000	Yes
448-5555-580.64-20	Stormwater	F550 Dump Truck	Additional		\$ 65,000	Yes
449-5555-580.63-10	Stormwater	Unspecified Capital Outlay-Stormwater			\$ 50,000	No
TOTAL FOR CURRENT OPERATIONS					\$ 498,000	
501-5555-580.64-10	MIS	DC 1	Replacement		\$ 8,000	Yes
501-5555-580.64-10	MIS	GPS Receiver for GIS			\$ 3,225	Yes
501-5555-580.64-10	MIS	Desktops	Replacement		\$ 10,000	Yes
501-5555-580.64-10	MIS	Sonicwall	Replacement		\$ 6,500	Yes
501-5555-580.64-10	MIS	Cradlepoints	Replacement		\$ 9,600	Yes
TOTAL FOR CURRENT OPERATIONS					\$ 37,325	
502-5555-580.64-10	Fleet	Fuel System Compliance Monitoring			\$ 5,500	Yes
502-5555-580.64-10	Fleet	Shop Ventilation			\$ 2,000	Yes
TOTAL FOR CURRENT OPERATIONS					\$ 7,500	
TOTAL REQUESTED FOR CURRENT OPERATIONS PROPRIETARY FUNDS					\$ 2,719,625	
TOTAL INCLUDED FOR CURRENT OPERATIONS PROPRIETARY FUNDS					\$ 969,625	
TOTAL REQUESTED ALL FUNDS					\$ 3,846,105	
TOTAL INCLUDED FOR CURRENT OPERATIONS ALL FUNDS					\$ 1,251,555	




PAGE INTENTIONAL BLANK



CAPITAL IMPROVEMENT

CITY OF EDGEWATER, FLORIDA
FIVE-YEAR CAPITAL IMPROVEMENT PLAN
General Construction



SOURCES

Accounting String	Revenue Name	New Projects					Totals
		2020-21	2021 - 22	2022 - 23	2023 - 24	2024 - 25	
331-0000-312.42-10	LOGT 5 Cent						\$ -
331-0000-3XX.XX-XX	Dirt Road Reduction Program 1/3 City funded - trf General Fund	-	66,667	66,667	66,667	66,667	\$ 266,668
331-0000-381.10-01	Dirt Road Reduction Program 2/3 City Special Assesment		133,333	133,333	133,333	133,333	\$ 533,332
331-0000-331.39-03	Transfer from Stormwater Fund	-	82,500	-	-	-	\$ 82,500
331-0000-337.76-10	Veteran's Park Green Infrast Install County of Volusia	-	10,000	-	-	-	\$ 10,000
331-0000-381.XX-XX	Veteran's Park Green Infrast Install Transfer from Tree Mitigation Fund	-	30,000	-	-	-	\$ 30,000
TOTAL SOURCES		\$ -	\$ 322,500	\$ 200,000	\$ 200,000	\$ 200,000	\$922,500

Accounting String	Revenue Name	New Projects					Totals
		2020-21	2021 - 22	2022 - 23	2023 - 24	2024 - 25	
331-5555-580.66-10	Ribbon Curb on Hibiscus: 16th to IRB	-	-	70,000	-	-	\$70,000
331-5555-580.66-10	Ribbon Curb on Hibiscus: 24th St to 30th St	-	-	200,000	-	-	\$200,000
331-5555-580.66-10	Ribbon Curb on Hibiscus: IRB to 24th	-	-	180,000	-	-	\$180,000
331-5555-580.66-10	Ribbon Curb on Riverside: Hamilton to Park Ave	-	-	-	-	225,000	\$225,000
331-5555-580.66-10	Ribbon Curb on Riverside: IRB to US-1	-	-	-	-	-	\$0
331-5555-580.66-10	Ribbon Curb on Riverside: Park Ave to IRB	-	-	-	-	-	\$0
331-5555-580.66-10	Dirt Road Reduction Program		200,000	200,000	200,000	200,000	\$800,000
331-5555-580.66-10	East Park Ave Sidewalk Improvements		-	85,000	-	-	\$85,000
331-5555-580.66-10	Road Resurfacing	176,017	200,000	200,000	200,000	200,000	\$976,017
331-5555-580.66-10	Sidewalk Replacements		150,000	150,000	150,000	150,000	\$600,000
331-5555-580.66-10	Veteran,s Park Green Install "City Tree Fund"		30,000				
TOTAL USES		\$ 176,017	\$ 580,000	\$ 1,085,000	\$ 550,000	\$ 775,000	\$3,136,017

UNFUNDED - REQUESTED PROJECTS

331-5555-580.66-10	Road Resurfacing	1,046,223	1,000,000	1,000,000	1,100,000	1,100,000	\$5,246,223
331-5555-580.66-10	Ribbon Curb on Riverside: Park Ave to IRB	350,000	2,160,000	-	-	-	\$2,510,000
331-5555-580.66-10	Ribbon Curb on Mango Tree Dr : Park Ave to 12th ST	200,000	-	-	-	-	\$200,000
331-5555-580.66-10	Sidewalk Replacements	150,000	150,000	150,000	150,000	150,000	\$750,000
331-5555-580.66-10	Dirt Road Reduction Program	133,333		-	-	-	\$133,333
TOTAL REQUESTED - UNFUNDED PROJECTS		\$ 1,879,556	\$ 3,310,000	\$ 1,150,000	\$ 1,250,000	\$ 1,250,000	\$8,839,556

**CITY OF EDGEWATER, FLORIDA
FIVE-YEAR CAPITAL IMPROVEMENT PLAN
RENEWAL & REPLACEMENT CAPITAL PROJECT FUND**



SOURCES

Accounting String	Type	New Projects 2020-21	2021 - 22	2022 - 23	2023-24	2024-25	Totals
444-0000-3XX.XX-XX	FEMA HMGP Grant (75%) TO Harden WWTP	225,000	-	-	-	-	\$ 225,000
444-0000-337.71-10	CDBG Sewer Lining West Park Ave & US 1	80,473	-	-	-	-	\$ 80,473
444-0000-337.71-10	Safe Room @ WWTP & Hardening of Ops Bldg 25 %	75,000	-	-	-	-	\$ 75,000
444-0000-337.71-10	Safe Room @ ARWTP & Hardening of Ops Bldg 100 %	300,000	-	-	-	-	\$ 300,000
444-0000-381.04-40	Note Resolution 5% OF PY W&S Revenues	700,000	-	-	-	-	\$ 700,000
444-0000-381.04-40	Transfer from 440 Fund	500,000	1,201,922	1,295,568	1,297,227	985,534	\$ 5,280,251
444-0000-384.01-00	Debt proceeds for WWTP Sludge Dewatering	-	-	1,500,000	-	-	\$ 1,500,000
444-0000-381.04-45	TRANSFER CIP	1,307,394	1,958,958	1,450,000	1,425,000	1,425,000	\$ 7,566,352
444-0000-384.01-00	SRF Loan for Meadowlake/Woodbridge Reclaimed Extension	-	500,000	-	-	-	\$ 500,000
444-0000-384.01-00	SRF Loan for THM Precursor Removal	3,500,000	-	-	-	-	\$ 3,500,000

TOTAL SOURCES

\$ 6,687,867	\$ 3,660,880	\$ 4,245,568	\$ 2,722,227	\$ 2,410,534	\$ 19,727,076
--------------	--------------	--------------	--------------	--------------	---------------

USES

Accounting String Project Number	Project Name	Type	New Projects 2020-21	2021 - 22	2022 - 23	2023-24	2024-25	Totals
Waste System								
444-5555-580.63-10	Perdita, Palmetto, Live Oak Water Improvements	Water	200,000	-	-	-	-	\$ 200,000
444-5555-580.63-10	Plaza & Hubbell Water Improvment	Water	-	-	100,000	-	-	\$ 100,000
444-5555-580.63-10	East Pine Bluff Water Improvements	Water	-	193,922	-	-	-	\$ 193,922
444-5555-580.63-10	Evergreen Ave Water Improvements	Water	-	-	-	-	185,534	\$ 185,534
444-5555-580.62-10	Safe Room @ ARWTP & Hardening of Ops Bldg	Water	300,000	-	-	-	-	\$ 300,000
444-5555-580.63-10	THM Precursor Removal Process at ARTWTP	Water	3,500,000	-	-	-	-	\$ 3,500,000
444-5555-580.63-10	Two Inch Water Line Replacements	Water	200,000	200,000	200,000	200,000	200,000	\$ 1,000,000
444-5555-580.63-10	Unspecified Water	Water	300,000	300,000	300,000	300,000	300,000	\$ 1,500,000
444-5555-580.63-10	Wildwood & Highland Water Main Replacement	Water	-	208,000	-	-	-	\$ 208,000
444-5555-580.63-10	Flexnet Smart Water Meter Network	Water	492,394	493,958	495,568	497,227	-	\$ 1,979,147
444-5555-580.63-10	New York ST Water Improvements	Water	25,000	-	-	-	-	\$ 25,000
444-5555-580.63-10	ARTWTP AUX power replacement (generator, enclosure & tank)	Water	250,000	-	-	-	-	\$ 250,000
			\$ 5,267,394	\$ 1,395,880	\$ 1,095,568	\$ 997,227	\$ 685,534	\$ 9,441,603
Wastewater System								
444-5555-580.62-10	Safe Room @ WWTP & Hardening of Ops Bldg	Wastewater	300,000	-	-	-	-	\$ 300,000
444-5555-580.63-10	Unspecified Sewer	Wastewater	300,000	300,000	300,000	300,000	300,000	\$ 1,500,000
444-5555-580.63-10	WW-Septic Conversion: 15th & 16th Street Duplexes	Wastewater	-	-	-	-	-	\$ -
444-5555-580.62-10	WW-Septic Conversion: Beulah Dr	Wastewater	-	-	-	-	-	\$ -
444-5555-580.63-10	WW-Septic Conversion: E. of US-1: Cory Est. to Arbor Ln	Wastewater	-	-	-	-	-	\$ -
444-5555-580.63-10	WW-Septic Conversion: E. of US-1: Omni & Godfrey to Poinciana	Wastewater	-	-	-	-	-	\$ -
444-5555-580.63-10	WW-Septic Conversion: Massey Rd. to 10th Street	Wastewater	-	-	-	-	-	\$ -
444-5555-580.63-10	WW-Septic Conversion: Maplewood & North Pinedale Road	Wastewater	-	-	-	-	-	\$ -
444-5555-580.63-10	WWTP 2.5 MGD Expansion Developer funded	Wastewater	-	-	-	-	-	\$ -
444-5555-580.63-10	WWTP Sludge Dewatering	Wastewater	-	-	1,500,000	-	-	\$ 1,500,000
			\$ 600,000	\$ 300,000	\$ 1,800,000	\$ 300,000	\$ 300,000	\$ 3,300,000

**CITY OF EDGEWATER, FLORIDA
FIVE-YEAR CAPITAL IMPROVEMENT PLAN
RENEWAL & REPLACEMENT CAPITAL PROJECT FUND**



Stormwater System Capital Expenditures

SOURCES

Accounting String	Revenue Name	Department	New Projects 2020-21	2021 - 22	2022 - 23	2023 - 24	2024 - 25	Totals
449-0000-334.36-01	Hart Avenue Stormwater Improvements DEO @ 93%	Stormwater	1,821,734	-	-	-	-	\$ 1,821,734
449-0000-334.36-01	New Hampshire/New York/Fernald Stormwater Improvements	Stormwater	779,000	-	-	-	-	\$ 779,000
449-0000-334.36-01	East Pine Bluff Stormwater Improvements	Stormwater	-	118,107	-	-	-	\$ 118,107
449-0000-334.36-01	Turgo/ Fernald Stormwater Improvements	Stormwater	-	296,800	-	-	-	\$ 296,800
449-0000-334.36-01	Plazza and Hubbell Stormwater Improvements	Stormwater	-	-	146,000	-	-	\$ 146,000
449-0000-334.36-01	Hotel Dr Stormwater Improvements	Stormwater	-	-	-	155,158	-	\$ 155,158
449-0000-334.36-01	East Palm Way Stormwater Improvements	Stormwater	-	-	-	-	200,000	\$ 200,000
449-0000-334.36-01	Evergreen Avenue Stormwater Improvements	Stormwater	-	-	-	-	178,667	\$ 178,667
449-0000-334.36-01	IRB East& Virginia St Stormwater Improvements	Stormwater	-	-	-	-	150,000	\$ 150,000
449-0000-381.04-48	Transfer from Stormwater Fund	Stormwater	522,500	571,306	496,000	505,158	695,333	\$ 2,790,297
TOTAL SOURCES			\$ 3,123,234	\$ 986,213	\$ 642,000	\$ 660,316	\$ 1,224,000	\$ 6,635,762

USES

Accounting String	Description	Department	New Projects 2020-21	2021 - 22	2022 - 23	2023 - 24	2024 - 25	Totals
449-5555-580.63-10	East Palm Way Stormwater Improvements	Stormwater	-	-	-	-	306,000	\$ 306,000
449-5555-580.63-10	East Pine Bluff Storm Improvements	Stormwater	-	236,213	-	-	-	\$ 236,213
449-5555-580.63-10	Evergreen Avenue Stormwater Improvements	Stormwater	-	-	-	-	268,000	\$ 268,000
449-5555-580.63-10	Hart Avenue Stormwater Improvements	Stormwater	1,994,234	-	-	-	-	\$ 1,994,234
449-5555-580.63-10	Hotel Dr Stormwater Improvements	Stormwater	-	-	-	310,316	-	\$ 310,316
449-5555-580.63-10	IRB East& Virginia St Improvements Stormwater	Stormwater	-	-	-	-	300,000	\$ 300,000
449-5555-580.63-10	Unspecified Stormwater	Stormwater	50,000	50,000	50,000	50,000	50,000	\$ 250,000
449-5555-580.63-10	New Hampshire/ New York Stormwater	Stormwater	779,000	-	-	-	-	\$ 779,000
449-5555-580.63-10	Plazza and Hubbell	Stormwater	-	-	292,000	-	-	\$ 292,000
449-5555-580.63-10	Turgo/ Fernald	Stormwater	-	400,000	-	-	-	\$ 400,000
449-5555-580.63-10	Canal Rehabilitaion FL Shores Phase 1	Stormwater	300,000	300,000	300,000	300,000	300,000	\$ 1,500,000
TOTAL USES			\$ 3,123,234	\$ 986,213	\$ 642,000	\$ 660,316	\$ 1,224,000	\$ 6,635,763

CITY OF EDGEWATER, FLORIDA
 FIVE-YEAR CAPITAL IMPROVEMENT PLAN
 Public Works Complex Capital Fund



SOURCES

Accounting String	Revenue Name	New Projects 2020-21	2021 - 22	2022 - 23	2023 - 24	2024 - 25	Totals
450-0000-3XX.XX-XX	Transfer from Miscellaneous Funds	-	-	-	7,700,000	-	\$ 7,700,000 \$ -
TOTAL SOURCES		\$ -		\$ -		\$ 7,700,000	\$ -

Accounting String Project Number	Project Name	New Projects 2020-21	2021 - 22	2022 - 23	2023 - 24	2024 - 25	Totals
450-5555-580.62-10	Public Works Complex Design/Construction	-	-	-	7,700,000	-	\$ 7,700,000
TOTAL USES		\$ -		\$ -		\$ 7,700,000	\$ -