

**CITY OF EDGEWATER
FLORIDA
PROPOSED BUDGET
6.33 MILLS**



FISCAL YEAR 2023-2024



PAGE INTENTIONAL BLANK

PROPOSED FY 2023 - 2024 BUDGET

REVENUES AND EXPENSES	REVENUE	EXPENSES	VARIANCE	PAGE
001 - GENERAL FUND	\$ 24,706,470	\$ 24,706,470	\$ -	13
115 - SPECIAL LAW ENFORCEMENT TRUST FUND	\$ 14,950	\$ 14,950	\$ -	143
117 - POLICE IMPACT FEE FUND	\$ 171,790	\$ 171,790	\$ -	148
119 - RECREATION IMPACT FEE	\$ 300,000	\$ 300,000	\$ -	153
120 - SCHOLARSHIP FUND	\$ 9,000	\$ 9,000	\$ -	158
125 - EDGEWATER CRA	\$ 1,496,684	\$ 1,496,684	\$ -	163
127 - ARPA ECONOMIC IMPACT FUND	\$ 3,114,250	\$ 3,114,250	\$ -	168
205 - I & S DEBT SERVICE FUND	\$ 439,140	\$ 439,140	\$ -	173
331 - CAPITAL PROJECTS FUND	\$ 1,833,504	\$ 1,833,504	\$ -	179
440 - WATER & SEWER	\$ 17,826,520	\$ 17,826,520	\$ -	194
442 - WATER DEVELOPMENT	\$ 280,125	\$ 280,125	\$ -	239
444 - RENEWAL & REPLACEMENT	\$ 5,622,519	\$ 5,622,519	\$ -	244
447 - SOLID WASTE	\$ 4,241,642	\$ 4,241,642	\$ -	250
448 - STORMWATER OPERATING	\$ 3,593,239	\$ 3,593,239	\$ -	267
449 - STORMWATER CAPITAL PROJECTS	\$ 560,000	\$ 560,000	\$ -	283
450 - PUBLIC WORKS COMPLEX	\$ 23,000,000	\$ 23,000,000	\$ -	293
501 - MIS	\$ 1,060,277	\$ 1,060,277	\$ -	298
502 - FLEET	\$ 1,297,006	\$ 1,297,006	\$ -	310
503 - LOSS FUND	\$ 747,461	\$ 747,461	\$ -	320
504 - FULLY INSURED INSURANCE	\$ 4,016,129	\$ 4,016,129	\$ -	326
505 - WORKERS COMPENSATION	\$ 405,203	\$ 405,203	\$ -	333
TOTAL ALL FUNDS	\$ 94,735,909	\$ 94,735,909	\$ -	
		CAPITAL OUTLAY		339
		CIP		343

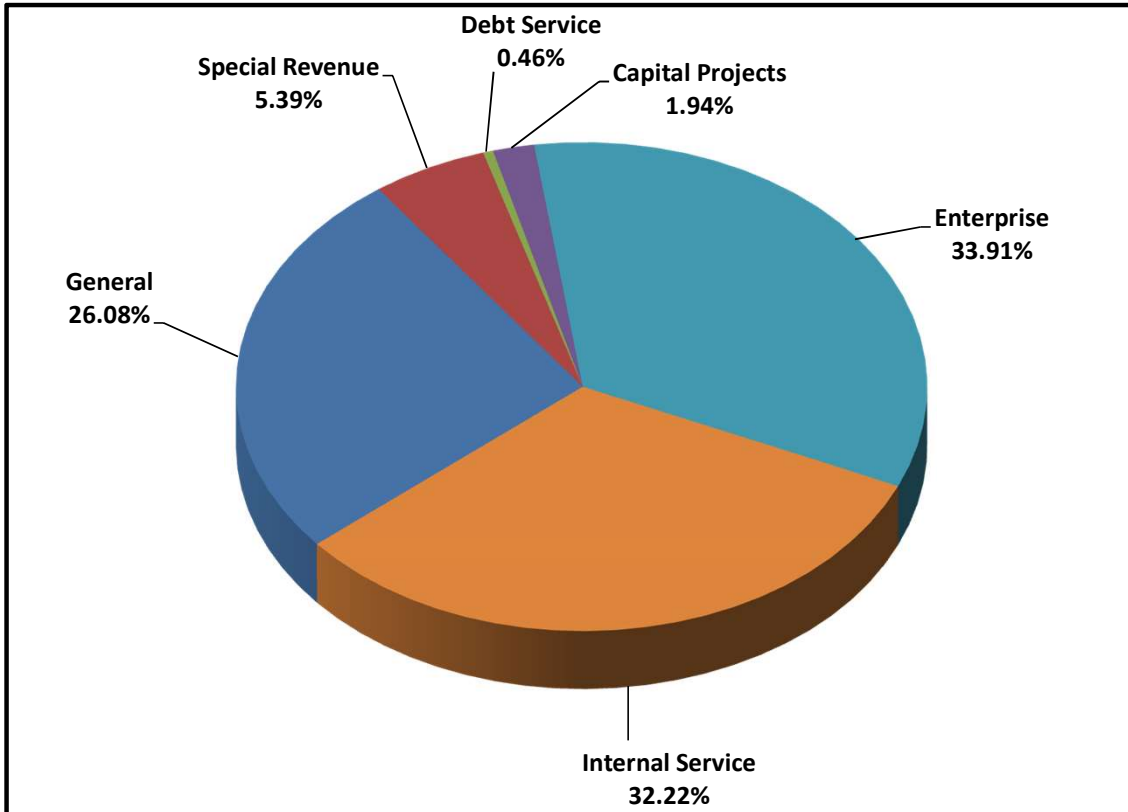
CITY OF EDGEWATER

FISCAL YEAR 2023 - 2024



General Fund		6.3300							
2005 I & S Voted Fund		0.0238							
2016 I & S Voted Fund		0.1454							
ESTIMATED REVENUES			GENERAL FUND	SPECIAL REVENUE FUND	DEBT SERVICE FUND	CAPITAL PROJECTS FUND	ENTERPRISE FUND	INTERNAL SERVICE FUND	TOTAL ALL FUNDS
Taxes:			Millage Per \$1,000						
Ad Valorem	Current	6.3300	10,358,957	517,410	-	-	-	-	10,876,367
Ad Valorem		0.0238	(voted debt)	-	38,987	-	-	-	38,987
Ad Valorem		0.1454	(voted debt)	-	238,182	-	-	-	238,182
Ad Valorem	Delinquent		3,000	-	-	-	-	-	3,000
Local Option and Insurance Premium Tax			718,324	-	-	211,504	-	-	929,828
Communication Service Tax			644,931	-	-	-	-	-	644,931
Charges For Services			2,320,444	-	-	-	20,885,526	2,044,467	25,250,437
Utility Services Tax			2,221,205	-	-	-	-	-	2,221,205
Franchise Fees			1,130,000	-	-	-	-	-	1,130,000
Intergovernmental Revenue			2,903,932	-	-	600,000	-	4,421,332	7,925,264
Fines & Forfeitures			60,100	-	-	-	-	-	60,100
Licenses & Permits			984,639	-	-	-	18,350	-	1,002,989
Debt Proceeds			-	-	-	-	3,000,000	20,000,000	23,000,000
Other Financing Sources			542,050	127,650	-	-	651,540	700	1,321,940
Special Assessments			605,916	-	-	-	-	-	605,916
Internal Service Charges			1,713,182	-	-	-	-	-	1,713,182
TOTAL SOURCES			24,206,680	645,060	277,169	811,504	24,555,416	26,466,499	76,962,328
Transfers In			149,790	-	161,838	1,022,000	6,182,519	4,059,577	11,575,724
Fund Balance/Reserves/Net Assets			350,000	4,461,614	133	-	1,386,110	-	6,197,857
TOTAL REVENUES, TRANSFERS & BALANCES			\$ 24,706,470	\$ 5,106,674	\$ 439,140	\$ 1,833,504	\$ 32,124,045	\$ 30,526,076	\$ 94,735,909
EXPENDITURES									
General Government			7,001,351	1,205,684	-	-	-	-	8,207,035
Public Safety			11,621,287	14,950	-	-	-	-	11,636,237
Recreation			2,256,758	-	-	-	-	-	2,256,758
Transportation			1,327,056	-	-	1,833,504	-	-	3,160,560
Physical Environment			-	-	-	-	23,911,922	-	23,911,922
Debt Service			181,578	-	439,140	-	2,029,604	11,659	2,661,981
Human Services			431,320	-	-	-	-	-	431,320
Internal Service			-	-	-	-	-	27,514,417	27,514,417
TOTAL EXPENDITURES			\$ 22,819,350	\$ 1,220,634	\$ 439,140	\$ 1,833,504	\$ 25,941,526	\$ 27,526,076	\$ 79,780,230
Transfers Out			1,621,415	3,771,790	-	-	6,182,519	-	11,575,724
Fund Balances/Reserves/Net Assets			265,705	114,250	-	-	-	3,000,000	3,379,955
TOTAL APPROPRIATED EXPENDITURES, TRANSFERS, RESERVES & BALANCES			\$ 24,706,470	\$ 5,106,674	\$ 439,140	\$ 1,833,504	\$ 32,124,045	\$ 30,526,076	\$ 94,735,909

**CITY OF EDGEWATER
TOTAL BUDGET BY FUND TYPE
FISCAL YEAR 2023-2024**



TOTAL \$ 94,735,909

	TOTALS	PERCENT OF BUDGET
General	\$ 24,706,470	26.08%
Special Revenue	\$ 5,106,674	5.39%
Debt Service	\$ 439,140	0.46%
Capital Projects	\$ 1,833,504	1.94%
Enterprise	\$ 32,124,045	33.91%
Internal Service	\$ 30,526,076	32.22%
TOTAL	\$ 94,735,909	100.00%

TOTAL RESOURCES \$ 94,735,909

Chart of Accounts Reference

Type	Fund	Dept./Div.	Function	Element	Object
Revenue	XXX	0000	301-399	XX	XX
Expense	XXX	XXXX	501-599	XX	XX

Example

Fund	Dept./Div.	Function	Element	Object
001	1300	513	21	10

The combination of the Element and Object determine the GL account in this example XXX-XXXX-5XX-21-10 would be FICA Taxes.

DEPARTMENT	FUND	Dept./Div.	Function	Element	Object
COUNCIL	1	1100	511	XX	XX
CITY MANAGER	1	1210	512	XX	XX
LEGAL	1	1220	514	XX	XX
ECONOMIC DEVELOPMENT	1	1230	552	XX	XX
CITY CLERK	1	1240	512	XX	XX
FINANCE	1	1300	513	XX	XX
SPECIAL EVENTS	1	1340	513	XX	XX
COMMUNITY DEVELOPMENT	1	1510	515	XX	XX
BUILDING	1	1530	515	XX	XX
PERSONNEL	1	1700	513	XX	XX
POLICE ADMIN	1	2110	521	XX	XX
POLICE OPERATIONS	1	2120	521	XX	XX
POLICE DEBT SERVICE	1	2125	580	XX	XX
FIRE & RESCUE ADMIN	1	2210	522	XX	XX
FIRE & RESCUE OPERATIONS	1	2220	522	XX	XX
FIRE DEBT SERVICE	1	2225	580	XX	XX
CODE ENFORCEMENT	1	2230	522	XX	XX
ANIMAL CONTROL	1	2310	562	XX	XX
DOES - STREET	1	4020	541	XX	XX
OTHER GOVERNMENTAL SERVICES	1	5555	580	XX	XX
GATEWAY/BEAUTIFICATION	1	6010	541	XX	XX
LEISURE SERVICES ADMIN	1	7210	572	XX	XX
LEISURE SERVICES OPERATIONS	1	7220	572	XX	XX
LEISURE DEBT SERVICES	1	7225	580	XX	XX
CAPITAL PROJESCTS	331	1910	513	XX	XX
DOES - AMDIN	440	4010	539	XX	XX
DOES - WATER	440	4030	533	XX	XX
DOES - WASTEWATER	440	4040	535	XX	XX
DOES - COLLECTIONS	440	4050	539	XX	XX
DOES - FIELD OPERATONS	440	4080	539	XX	XX
DOES - REFUSE	447	4060	534	XX	XX
RECYLING	447	4065	534	XX	XX
DOES - STORMWATER	448	4070	538	XX	XX
IT/MIS	501	1302	513	XX	XX
DOES-FLEET MAINTENANCE	502	4090	519	XX	XX
LOSS FUND	503	XXXX	XXX	XX	XX
FULLY INSURED INSURANCE	504	XXXX	XXX	XX	XX
WORKERS COMPENSATION	504	XXXX	XXX	XX	XX

FISCAL YEAR 2023 - 2024

BUDGET OVERVIEW

A budget is the “plan of attack” that sets forth the program priorities and allocations of resources available to accomplish the goals of the City of Edgewater during the upcoming fiscal year. It is developed through the combined efforts of the City staff, citizen participation, and the elected City of Edgewater officials.

In development of the City’s operating budget, the line item approach to budgeting is utilized. Line item budgeting, the most common and straightforward method, adds next year’s proposed spending increasing on top of the current year’s total. This is also called traditional or incremental budgeting. A basic assumption in this budgeting method is that the current level of expenditures is fully justified and programs/operations/administration are continuously evaluated for effectiveness. The City’s budget process includes the following steps.

January	City Manager, staff, and City Council discuss goals and objectives for next fiscal year.
Early May	Department heads complete expenditure requests and revenue estimates are required.
Mid May	Department heads with revenue projection responsibilities reviews forecasts with Finance Director.
June	City Manager conducts department budget hearings.
July	Notice of Proposed Property Taxes (TRIM Notice) Calendar begins July 1.
August	City Council conducts public workshops/department presentations. Proposed millage rate due August 4.
Early September	First public hearings.
Mid September	Second public hearings.
October 1	New fiscal year begins, new budget is implemented. Post-audit review of expenditures/expenses of the previous year. Appropriations for the previous year lapse.

In addition to the operating budget, the City of Edgewater considers a Capital Budget. The capital budget reflects items included within the operating budget but are normally non-recurring in nature and have a cost of over \$5,000 and a life span of one year or more.

An important consideration in the budget process is the recognition of the additional operating costs associated with the completion of a capital project. For example, once a capital project is completed, additional personnel may be required on a continual basis for that project.

Capital projects may be financed through the issuance of revenue bonds which evidence the City's obligation to repay a specific amount on a future maturity date, plus interest. Revenue bonds pledge specific sources of revenues, usually generated by the new asset, as the means of repayment. The City of Edgewater may pledge the net revenues generated by the new asset, water and sewer impact fees, various assessments, and other non-ad valorem sources. Another source of financing may be through notes from local financial institutions.

A major component of the budget process is the setting of the Ad Valorem tax millage necessary to raise the required property tax revenue for the upcoming fiscal year. The setting of the millage involves a formal process defined in the Florida Statutes. This is commonly referred to as TRIM (the Truth in Millage Act).

The Truth in Millage Act

The Truth in Millage Act (TRIM) serves to formalize the property tax levying process by requiring a specific method of tax rate calculation, form of notice, public hearing requirements and advertisement specification prior to the adoption of a budget and tax rate.

The effect of TRIM is to inform taxpayers that their property taxes are changing (up or down), the cause (a change in the assessed value of their property and/or an increase in the proposed spending level) and how the proposed new tax rate compares to the rate that would generate the same property tax dollars as the current year (the "rolled-back" rate).

The rolled-back rate is the rate of property tax required to raise the same tax revenues in the upcoming budget year as in the current year. The City's rolled back rate is \$5.6659 per \$1,000 of assessed taxable property value.

The following is a TRIM calendar of required actions and maximum deadlines. It assumes that the process begins with the certified tax roll as of July 1, of each year.

<u>Days</u>	<u>Required Action</u>
July 1 (3)	Property Appraiser certifies to the City the taxable value within the boundaries of the city.
Aug 4 (35)	Within 35 days of certification of value, the City shall advise the Property Appraiser of: (a) Proposed millage rate. (b) Current year rolled-back rate. (c) The date, time, and place of the first public hearing.
Aug 24	No later than 55 days after the certification of value the Property

- (55) Appraiser shall mail out the Notice of Proposed Taxes (TRIM Notice).
- Sep 18 (80) Within 80 days of certification of value but not earlier than 65 days after certification, the City of Edgewater shall hold a public hearing on the tentative budget and proposed millage rate. This hearing will be publicized via the TRIM Notice mailed out by the Property Appraiser.
- Oct 3 (95) Within 15 days of the meeting adopting the tentative budget, the City shall advertise its intent to finally adopt a millage and budget.
- Oct 5-Oct 8 (97 to 100) A public hearing to finalize the budget and adopt a millage rate shall be held not less than 2 days or more than 5 days after the day that the advertisement is first published. The City in most cases will complete this process before October.
- Oct 11 (103) The resolution or ordinance approved at the final hearing shall be forwarded to the Property Appraiser, and the Tax collector.
- Oct 12 (104) Property Appraiser notifies City of final adjusted tax roll. Within 3 days the City adjusts millage, if applicable, and certifies to the Property Appraiser its adjusted, adopted rate. (Form DR-422)
- Nov 7 Not later than 30 days following adopting of its millage and budget ordinance or resolution, each taxing authority shall certify that they have complied with the provisions of Chapter 200, F.S., to the Division of Ad Valorem Tax.

EXPLANATION OF REVENUES

The City of Edgewater utilizes a wide variety of revenues to pay for the many services provided to its citizens. The City attempts to balance its revenue sources to produce long-term solvency while utilizing a revenue mix that is compatible with local circumstances.

The City of Edgewater, by virtue of the state constitution, has general home rule authority in all areas except taxation. The City has the discretion to perform any public service or to enact any ordinance unless specifically prohibited by the state. The constitution requires that municipalities can only levy taxes that the Legislature has specifically authorized by the general law, with the exception of the property tax. The property tax is the only local tax source, which is authorized by the constitution, and it is capped at 10 mills.

The basic revenue categories addressed in this budget overview are as follows: ad valorem property tax, voter approved referendum, City utility taxes, franchise fees, user fees, intergovernmental revenues, local option taxes, occupational license taxes, fines and forfeitures, investment income, contributions and donations, and miscellaneous revenue.

Ad Valorem Property Tax/Voter Approved Referendum

The property/referendum tax is based on the value of real and personal property. Each year, the Volusia County Property Appraiser determines the total value of each parcel of property. The value of residential property represents only the value of the real estate, which includes buildings and improvements; while commercial property includes these values in addition to all relevant personal property. This value is called "assessed value." After subtracting all lawful exemptions (i.e., amendment 1: \$25,000; homestead: \$25,000; additional senior homestead: \$25,000; widow: \$500; widower: \$500; disability: \$500), the remaining value is called "taxable value." It is this figure on which ad valorem property taxes are calculated. The property/referendum tax is calculated by multiplying the taxable value of the property by .001, and then multiplying that number by the rate of taxation, which is referred to as "mills" or "millage rate". One mill is equivalent to \$1 per \$1,000 of taxable value. For example, if you own your own home, and the property appraiser has set the assessed value at \$150,000, the taxable value would be \$100,000 after subtracting your \$25,000 homestead exemption and \$25,000 Amendment 1 exemption. With a combined millage rate of 6.500 mills, you would owe \$650.00 in property taxes ($\$100,000 \times .001 = \100 , and $100 \times \$6.33 \text{ mills} = \633.00). This calculation of course is only valid for the City's share of the total millage rate of all the taxing authorities.

During the coming fiscal year ending September 30, 2024, the City estimates to collect \$10,358,957 in current property taxes for general operations and \$277,169 debt service voter approved referendum.

Municipal Utility Tax

The City's utility tax is levied on electricity, water, and various gas/propane services at rates of 10% on allowable billing. Sections 166.231, Florida Statute, authorize this tax to be levied. Effective October 1, 2001, the Florida Legislature has replaced telephone utility taxes and telecommunications franchise fee with a flat rate which varies by municipality and county. . This is not a new tax, merely a replacement of the utility taxes and franchise fees normally collected by the City.

Franchise Fees

Franchise fees generate revenues in much the same way as the utility tax; however, it is a fee which is usually levied at rates of 3% to 10% on a company or utility for the privilege of doing business within the municipality's jurisdiction.

Fire Assessment

Fire Assessment Charge imposed against real property to pay for fire protection services. The Fire Assessment does **not** include EMS-type services above level of first responder.

User Fees

User fees or charges for services are defined by the Florida Comptroller as "voluntary payments based on direct, measurable consumption of publicly provided goods and services". These revenues, by far, are the single largest category of City revenues. User fees are derived from charges for water, wastewater, reuse water, garbage collections, recycling, storm water management, recreation, building inspections and a variety of other services.

Intergovernmental Revenue

This category is often referred to as "revenue sharing". These revenues are collected by one government unit and shared with other governmental units.

Local Option Taxes

The City receives a share of the local option gas tax.

Business Tax Receipt

This business tax receipt represents a minor revenue source. It is levied for the privilege of engaging in or managing any business or occupation within the City's jurisdiction.

Fines and Forfeitures

This revenue category includes receipts from fines and penalties imposed for the commission of statutory offenses, violation of lawful administrative rules and regulations, and for neglect of official duty. Fines include court fines, library fines, pollution control violations and violations of local ordinances.

Investment Income

Revenues derived from the investment of case receipts and idle funds are important, yet often overlooked, source of revenues. The City practices good cash management and promotes aggressive revenue collections to maximize cash flow.

Contributions and Donations

This revenue category is comprised of various sources, preliminary gifts, pledges, bequests or grants from non-governmental entities.

Miscellaneous Revenue

The miscellaneous revenue category includes a variety of lesser important sources of revenues that are not separately categorized.

City of Edgewater, Florida
Final Estimates

Property Tax Year 2023 for Fiscal Year Tax Collections FY 2024

Due before January 1, 2024

Estimated 2023 Adjusted Tax Value	\$ 1,665,031,801
New Construction & Annexations	58,145,398
Current Year Gross Tax Value	<u>\$ 1,723,177,199</u>

Taxable Value x Agency
 Millage Rate x 95% equals amount
 to be collected by January 1
 (Per F.S.S. Chapter 163.337)

Current Year Gross Tax Value - Debt Service \$ 1,724,334,395

AGENCY	MILLAGE RATE per \$1,000	TAX AMOUNT	95% DUE 12/31/2023	Percent of Total	
Edgewater Operating	6.33000	\$ 10,907,712	\$ 10,362,326	33.18%	Proposed FY 2024
Edgewater PARKS	0.14540	\$ 250,718	\$ 238,182	0.76%	Proposed FY 2024
Edgewater I&S	0.02380	\$ 41,039	\$ 38,987	0.12%	Proposed FY 2024
Volusia Co - GF	4.84990	\$ 8,357,237	\$ 7,939,375	25.42%	FY 2023 Final
Volusia Co School	5.48200	\$ 9,446,457	\$ 8,974,135	28.73%	FY 2023 Final
Volusia Forever I&S 2005	0.20000	\$ 344,635	\$ 327,404	1.05%	FY 2023 Final
Volusia Echo	0.20000	\$ 344,635	\$ 327,404	1.05%	FY 2023 Final
Library	0.46350	\$ 798,693	\$ 758,758	2.43%	FY 2023 Final
St. Johns	0.19740	\$ 340,155	\$ 323,147	1.03%	FY 2023 Final
FIND	0.03200	\$ 55,142	\$ 52,385	0.17%	FY 2023 Final
SE Vol Hospital Dist	0.90170	\$ 1,553,789	\$ 1,476,099	4.73%	FY 2023 Final
E Vol Mosq Cont	0.17810	\$ 306,898	\$ 291,553	0.93%	FY 2023 Final
Port Authority	0.07600	\$ 130,961	\$ 124,413	0.40%	FY 2023 Final
Totals	19.07980	\$ 32,878,072	\$ 31,234,169	100.00%	

**CITY OF EDGEWATER
TAX ANALYSIS**

FISCAL YEAR	TAXABLE VALUE	MILLAGE RATE*	TAX LEVY	CENSUS	TAXES PER CAPITA	GENERAL FUND	NUMBER OF EMPLOYEES	General Total Debt	Proprietary Total Debt	Citywide Total Debt
2024	\$ 1,723,177,199	\$ 6.33	\$ 10,362,326	23,855	\$ 434	\$ 21,602,497	166/90	\$ 4,696,852	\$ 12,002,542	\$ 16,699,395
2023	\$ 1,486,723,625	\$ 6.70	\$ 9,462,996	23,310	\$ 406	\$ 22,568,448	159/87	\$ 5,170,708	\$ 13,713,902	\$ 18,884,610
2022	\$ 1,262,255,989	\$ 6.70	\$ 8,034,259	23,818	\$ 337	\$ 21,602,497	137/88	\$ 5,748,813	\$ 15,405,337	\$ 21,154,150
2021	\$ 1,167,234,936	\$ 6.70	\$ 7,429,451	23,455	\$ 317	\$ 16,945,550	135/78	\$ 6,314,815	\$ 17,838,415	\$ 24,153,230
2020	\$ 1,045,822,111	\$ 6.70	\$ 6,656,658	23,319	\$ 285	\$ 18,581,412	133/82	\$ 6,811,187	\$ 18,884,354	\$ 25,695,541
2019	\$ 951,480,627	\$ 6.70	\$ 6,056,174	21,509	\$ 282	\$ 16,768,412	131/81	\$ 7,287,836	\$ 16,156,504	\$ 23,444,340
2018	\$ 838,044,501	\$ 6.70	\$ 5,524,117	21,000	\$ 263	\$ 15,056,891	127/78	\$ 7,215,751	\$ 17,741,417	\$ 24,957,168
2017	\$ 750,561,618	\$ 6.70	\$ 4,785,777	20,958	\$ 228	\$ 15,621,186	128/78	\$ 2,103,650	\$ 20,389,199	\$ 22,492,849
2016	\$ 699,244,442	\$ 6.70	\$ 4,450,691	20,750	\$ 214	\$ 13,732,777	126/77	\$ 1,955,420	\$ 21,399,371	\$ 23,354,791
2015	\$ 651,497,889	\$ 6.70	\$ 4,158,557	20,750	\$ 200	\$ 12,799,644	118/77	\$ 1,653,844	\$ 23,358,283	\$ 25,012,127
2014	\$ 613,235,365	\$ 6.88	\$ 4,024,382	20,750	\$ 194	\$ 12,324,722	117/77	\$ 1,650,291	\$ 24,275,283	\$ 25,925,574
2013	\$ 592,777,766	\$ 6.50	\$ 3,660,403	20,734	\$ 177	\$ 12,207,802	119/79	\$ 1,925,066	\$ 25,469,754	\$ 27,394,820
2012	\$ 582,726,592	\$ 6.47	\$ 3,581,729	20,750	\$ 173	\$ 11,973,922	118/78	\$ 2,847,625	\$ 21,824,125	\$ 24,671,750
2011	\$ 685,099,203	\$ 6.59	\$ 4,515,489	21,394	\$ 211	\$ 12,197,558	114/78	\$ 2,908,497	\$ 23,004,231	\$ 25,912,728
2010	\$ 822,343,254	\$ 6.36	\$ 5,230,103	21,617	\$ 242	\$ 12,544,666	117/79	\$ 3,351,558	\$ 27,256,217	\$ 30,607,775
2009	\$ 981,617,652	\$ 5.90	\$ 5,791,544	21,988	\$ 263	\$ 14,356,423	127/81	\$ 3,963,527	\$ 30,947,893	\$ 34,911,420
2008	\$ 1,195,974,542	\$ 5.20	\$ 6,219,068	21,608	\$ 288	\$ 13,934,557	129/79	\$ 4,744,361	\$ 34,595,031	\$ 39,339,392
2007	\$ 1,089,419,939	\$ 5.70	\$ 6,209,694	21,558	\$ 288	\$ 14,107,382	140/84	\$ 5,639,483	\$ 37,870,339	\$ 43,509,822
2006	\$ 812,943,450	\$ 6.45	\$ 5,243,485	21,156	\$ 248	\$ 14,136,921	141/82	\$ 5,902,719	\$ 40,955,939	\$ 46,858,658
2005	\$ 664,137,932	\$ 6.45	\$ 4,283,690	20,088	\$ 213	\$ 13,194,640	122/61	\$ 6,784,073	\$ 38,064,095	\$ 44,848,168
2004	\$ 577,578,094	\$ 6.95	\$ 4,014,168	19,515	\$ 206	\$ 10,935,692	112/61	\$ 12,382,864	\$ 35,547,623	\$ 47,930,487
2003	\$ 506,036,346	\$ 6.95	\$ 3,516,953	19,390	\$ 181	\$ 13,985,244	114/55	\$ 7,540,032	\$ 29,326,540	\$ 36,866,572



PAGE INTENTIONAL BLANK



001 - GENERAL FUND

CITY OF EDGEWATER



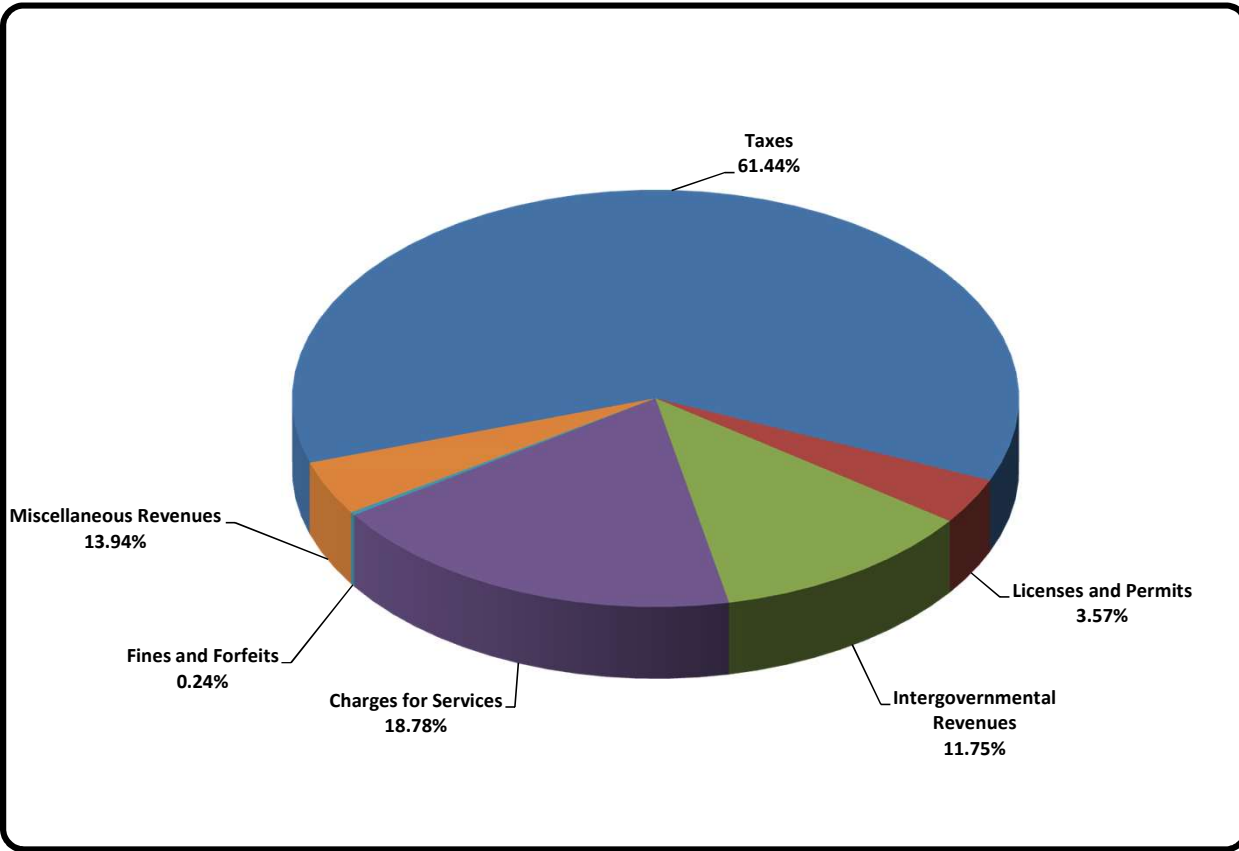
FISCAL YEAR 2023-2024

	2021	2022	2023	2024	Budget Increase
GENERAL FUND BUDGET SUMMARY					
	ACTUAL	ACTUAL	BUDGET	PROPOSED	(Decrease)
Taxes	12,160,591	13,210,879	13,445,216	15,180,017	1,734,801
Licenses and Permits	907,393	978,658	560,470	881,039	320,569
Intergovernmental Revenues	3,159,542	3,285,011	3,321,946	2,903,932	(418,014)
Charges for Services	3,135,232	3,670,947	4,096,962	4,639,542	542,580
Fines and Forfeits	105,392	78,866	64,700	60,100	(4,600)
Miscellaneous Revenues	133,680	194,372	7,174,410	1,041,840	(6,132,570)
TOTAL REVENUES	19,601,830	21,418,733	28,663,704	24,706,470	(3,957,234)
GENERAL FUND BUDGET SUMMARY					
	2021	2022	2023	2024	Budget Increase
	ACTUAL	ACTUAL	BUDGET	PROPOSED	(Decrease)
1100 COUNCIL	102,180	92,439	100,385	109,509	9,124
1210 CITY MANAGER	291,309	328,115	407,226	423,892	16,666
1220 LEGAL	131,493	140,313	165,456	181,000	15,544
1230 ECONOMIC DEVELOPMENT	32,088	46,855	131,475	61,505	(69,970)
1240 CITY CLERK	323,768	292,594	346,076	342,286	(3,790)
1300 FINANCE	766,925	896,277	1,102,617	1,145,508	42,891
1510 COMMUNITY DEVELOPMENT	252,525	389,532	752,758	842,815	90,057
1530 BUILDING	571,866	700,077	887,098	1,016,796	129,698
1700 PERSONNEL	285,880	303,439	350,564	431,320	80,756
2110 POLICE ADMIN	962,186	1,014,764	1,221,816	1,258,369	36,553
2120 POLICE OPERATIONS	3,553,862	3,757,992	4,183,336	4,652,217	468,881
2125 POLICE DEBT SERVICE	94,740	95,264	22,000	21,500	(500)
2210 FIRE & RESCUE ADMIN	734,889	979,628	1,052,601	1,176,566	123,965
2220 FIRE & RESUCE OPERATIONS	3,007,802	3,194,584	4,107,082	3,967,000	(140,082)
2225 FIRE DEBT SERVICE	170,894	167,368	161,954	160,078	(1,876)
2230 CODE ENFORCEMENT	173,255	183,586	284,151	346,758	62,607
2310 ANIMAL CONTROL	158,139	175,786	238,167	220,377	(17,790)
4020 DOES - STREET	272,398	431,978	597,069	777,637	180,568
5555 OTHER GOVERNMENTAL SERVICES	3,865,317	3,750,429	9,878,591	4,765,160	(5,113,431)
6010 GATEWAY/BEAUTIFICATION	412,064	448,819	544,549	549,419	4,870
7210 LEISURE SERVICES ADMIN	400,675	527,284	571,712	674,526	102,814
7220 LEISURE SERVICES OPERATIONS	999,239	1,240,466	1,557,021	1,582,232	25,211
7225 LEISURE DEBT SERVICES	32,385	32,386	-	-	-
TOTAL EXPENDITURES	17,595,879	19,189,975	28,663,704	24,706,470	(3,957,234)



001 - GENERAL FUND REVENUE

**City of Edgewater
Fiscal YEAR 2023-2024
GENERAL FUND - REVENUES**



	BUDGET	PERCENT REVENUES
Taxes	\$ 15,180,017	61.44%
Licenses and Permits	\$ 881,039	3.57%
Intergovernmental Revenues	\$ 2,903,932	11.75%
Charges for Services	\$ 4,639,542	18.78%
Fines and Forfeits	\$ 60,100	0.24%
Miscellaneous Revenues	\$ 1,041,840	4.22%
TOTAL AVAILABLE RESOURCES	\$ 24,706,470	100.00%

CITY OF EDGEWATER
FUND REVENUE

PREPARED 08/22/23, 10:44:24

ACCOUNT NUMBER	ACCOUNT DESCRIPTION	FY2021 Actuals	FY2022 Actuals	Y-T-D Actuals	FY2023 Budget	FY2024 Proposed	COMPARATIVE Variance
GENERAL FUND							
001-0000-311.10-10	CURRENT	7,514,400	8,136,885	8,849,860	8,940,413	10,358,957	1,418,544
LEVEL	TEXT			TEXT AMT			
1	TAXABLE VALUES AS OF 06.23.2023 PROPERTY APPRAISER \$1,722,557,143 USING CURRENT 6.33 MILS/1000 @ 95%			10,358,957 10,358,957			
001-0000-311.20-10	DELINQUENT	0	0	210,887	2,500	3,000	500
LEVEL	TEXT			TEXT AMT			
1	PER FINANCE DEPARTMENT - PRELIMINARY 06.11.23 BV			3,000 3,000			
001-0000-312.41-20	LOGT 6-CENT	287,921	304,429	228,364	314,000	322,324	8,324
LEVEL	TEXT			TEXT AMT			
1	PER STATE ESTIMATE @ 95% - 8.14.2023			322,324 322,324			
001-0000-312.51-10	FIRE STATE CONTRIBUTION	186,156	201,301	0	186,200	201,000	14,800
LEVEL	TEXT			TEXT AMT			
1	PER FINANCE ESTIMATE JD 03.28.23 NOTE: FIRE PENSION 001-5555-580.22-30 S/B SAME AMT			201,000 201,000			
001-0000-312.52-10	POLICE STATE CONTRIBUTION	180,475	195,502	0	180,500	195,000	14,500
LEVEL	TEXT			TEXT AMT			
1	PER FINANCE ESTIMATE JD 03.28.23 NOTE: PD PENSION 001-5555-580.22-40 S/B SAME AMT			195,000 195,000			
001-0000-313.10-10	FRANCHISE FEES FPL	1,145,911	1,342,510	862,937	1,036,000	1,130,000	94,000
LEVEL	TEXT			TEXT AMT			
1	PER FINANCE DEPARTMENT @ 95% 5.10.2023 JB			1,130,000 1,130,000			
001-0000-313.90-10	OTHER	0	0	878	0	0	0
001-0000-314.10-10	UTILITY TAX FPL	1,656,723	1,761,438	1,387,800	1,593,000	1,668,000	75,000
LEVEL	TEXT			TEXT AMT			
1	PER FINANCE DEPARTMENT @ 95% - JB 5.10.2023			1,668,000 1,668,000			
001-0000-314.30-10	UTILITY WATER TAX	429,774	465,286	397,493	460,303	477,205	16,902

CITY OF EDGEWATER
FUND REVENUE

PREPARED 08/22/23, 10:44:24

ACCOUNT NUMBER	ACCOUNT DESCRIPTION	FY2021 Actuals	FY2022 Actuals	Y-T-D Actuals	FY2023 Budget	FY2024 Proposed	COMPARATIVE Variance
LEVEL 1	TEXT ESTIMATE BASED ON TREND JD 3-29-23			TEXT AMT 477,205 477,205			
001-0000-314.40-10	GAS UTILITY TAX	72,742	88,216	74,771	68,000	76,000	8,000
LEVEL 1	TEXT PER FINANCE DEPARTMENT @ 95%; 5.10.2023 JB			TEXT AMT 76,000 76,000			
001-0000-315.80-10	COMM SIMPLIFIED TAX	582,839	606,143	448,967	565,000	644,931	79,931
LEVEL 1	TEXT PER STATE ESTIMATE @ 95% - JB 8.14.2023			TEXT AMT 644,931 644,931			
001-0000-316.10-10	BUSINESS LIC CURRENT	72,834	77,024	47,022	69,200	72,900	3,700
LEVEL 1	TEXT PER FINANCE ESTIMATE 03.28.23 JD			TEXT AMT 72,900 72,900			
001-0000-316.20-10	BUSINESS LIC DELINQUENT	2,049	1,845	2,069	1,900	1,800	100-
LEVEL 1	TEXT PER FINANCE ESTIMATE 03.28.23 JD			TEXT AMT 1,800 1,800			
001-0000-316.30-10	LICENSE APPLICATION FEE	0	0	67	0	0	0
001-0000-316.60-10	CERTIFICATE OF USE	28,767	30,300	22,230	28,200	28,900	700
LEVEL 1	TEXT PER FINANCE ESTIMATE 03.28.23 JD			TEXT AMT 28,900 28,900			
*	TAXES	12,160,591	13,210,879	12,533,345	13,445,216	15,180,017	1,734,801
001-0000-322.10-10	BUILDING	644,613	734,114	824,474	400,000	690,000	290,000
LEVEL 1	TEXT PER FINANCE DEPARTMENT - JD 3-28-2023			TEXT AMT 690,000 690,000			
001-0000-322.20-10	ELECTRIC	55,079	49,450	43,666	36,000	40,000	4,000
LEVEL 1	TEXT PER FINANCE ESTIMATE JD 03.28.23			TEXT AMT 40,000 40,000			

CITY OF EDGEWATER
FUND REVENUE

PREPARED 08/22/23, 10:44:24

ACCOUNT NUMBER	ACCOUNT DESCRIPTION	FY2021 Actuals	FY2022 Actuals	Y-T-D Actuals	FY2023 Budget	FY2024 Proposed	COMPARATIVE Variance
001-0000-322.30-10	PLUMBING	45,052	37,824	33,178	24,500	29,500	5,000
LEVEL	TEXT		TEXT AMT				
1	PER FINANCE ESTIMATE JD 03.28.23		29,500				
			29,500				
001-0000-322.40-10	MECHANICAL	77,733	64,669	52,267	47,300	64,500	17,200
LEVEL	TEXT		TEXT AMT				
1	PER FINANCE ESTIMATE JD 03.28.23		64,500				
			64,500				
001-0000-322.60-10	RADON	2,491	2,575	0	2,000	2,000	0
LEVEL	TEXT		TEXT AMT				
1	PER FINANCE ESTIMATE 03.28.23 JD		2,000				
			2,000				
001-0000-322.70-10	IT SURCHARGE	81,669	87,764	93,654	50,500	54,929	4,429
LEVEL	TEXT		TEXT AMT				
1	PER FINANCE ESTIMATE 03.28.23 JD		54,929				
			54,929				
001-0000-322.80-10	REFUND SVC CHARGE	0	0	86	0	0	0
001-0000-325.20-10	FIRE ASSESSMENT	0	0	554,593	565,508	605,916	40,408
LEVEL	TEXT		TEXT AMT				
1	FIRE SERVICES ASSESSMENT ESTIMATE		605,916				
	NET REALIZED REVENUE AFTER STATUTORY DISCOUNT AND						
	COLLECTION COSTS		605,916				
001-0000-325.20-20	DELINQUENT FIRE	0	0	13,046	0	0	0
001-0000-329.10-00	OTHER LICENSES & PERMITS	624	780	728	0	0	0
001-0000-329.10-10	GARAGE SALE	132	155	100	170	110	60-
LEVEL	TEXT		TEXT AMT				
1	PER FINANCE DEPARTMENT - JD 3-29-23		110				
			110				
001-0000-329.50-00	OTHER FEES	0	1,327	0	0	0	0
*	PERMITS FEES SPEC ASSESMT	907,393	978,658	1,615,792	1,125,978	1,486,955	360,977
001-0000-331.20-01	VICTIM OF CRIME ACT-VOCA	46,756	46,698	30,160	40,000	44,000	4,000
LEVEL	TEXT		TEXT AMT				
1	PER FINANCE ESTIMATE - JB 5-12-2023		44,000				

CITY OF EDGEWATER
FUND REVENUE

PREPARED 08/22/23, 10:44:24

ACCOUNT NUMBER	ACCOUNT DESCRIPTION	FY2021 Actuals	FY2022 Actuals	Y-T-D Actuals	FY2023 Budget	FY2024 Proposed	COMPARATIVE Variance
				44,000			
001-0000-331.20-04	BULLETPROOF VEST PROGRAM	896	3,849	2,633	3,600	3,500	100-
LEVEL	TEXT			TEXT AMT			
1	PER "BPV 2021" GRANT AWARD - JB 5-12-2023			3,500			
				3,500			
001-0000-331.20-05	FDLE CV19	142,725	2,733	0	0	0	0
001-0000-331.20-06	FDOT BICYCLE PEDESTRIAN	692	764	2,398	0	0	0
001-0000-331.50-01	HURRICANE MATHEW 2016	22,293	106,798	0	0	0	0
001-0000-331.50-02	HURRICANE IRMA 2017	130,284	0	0	0	0	0
001-0000-331.50-03	HURRICANE DORIAN 2019	59,692	0	0	0	0	0
001-0000-331.50-04	HURRICANE IAN	0	0	0	112,750	0	112,750-
001-0000-334.49-10	STATE DOT REIMBURSEMENTS	100,619	101,396	76,044	100,861	96,843	4,018-
LEVEL	TEXT			TEXT AMT			
1	PER FINANCE DEPT- LIGHTING MAIN.-JB 5-12-2023			46,088			
	PER FINANCE DEPT- HIGHWAY MAIN.- JB 5-12-2023			50,755			
	- SIGNAL MAIN. TERMINATION EFFECTIVE 7-01-2023						
	COUNTY WILL BE TAKING OVER MAINT.						
				96,843			
001-0000-334.50-01	HURRICANE MATTHEW 2016	1,374	9,423	0	0	0	0
001-0000-334.50-03	HURRICANE DORIAN 2019	8,746	0	0	0	0	0
001-0000-334.90-30	FWC DERELICT VESSEL	8,250	0	0	0	0	0
001-0000-334.90-40	FF CANCER DECONTAMINATION	0	5,625	24,045	0	0	0
001-0000-335.12-10	SALES TAX	792,085	1,003,439	702,514	717,000	899,052	182,052
LEVEL	TEXT			TEXT AMT			
1	PER STATE ESTIMATE @ 95% - JB 7.28.2023			899,052			
				899,052			
001-0000-335.12-11	8TH CENT MOTOR FUEL TAX	222,895	255,068	169,490	193,000	193,591	591
LEVEL	TEXT			TEXT AMT			
1	PER STATE ESTIMATE @ 95% - JB 7.28.2023			193,591			
				193,591			
001-0000-335.12-12	SPECIAL & MOTOR FUEL USE	253	154	191	90	1,094	1,004
LEVEL	TEXT			TEXT AMT			
1	PER FINANCE STATE ESTIMATE @ 95% - JB 7.28.2023			1,094			
				1,094			
001-0000-335.14-10	MOBILE HOME LICENSES	40,243	40,840	38,356	60,000	51,000	9,000-
LEVEL	TEXT			TEXT AMT			

CITY OF EDGEWATER
FUND REVENUE

PREPARED 08/22/23, 10:44:24

ACCOUNT NUMBER	ACCOUNT DESCRIPTION	FY2021 Actuals	FY2022 Actuals	Y-T-D Actuals	FY2023 Budget	FY2024 Proposed	COMPARATIVE Variance
1	PER FINANCE ESTIMATE @ 95% - JB 5.11.2023		51,000	51,000			
001-0000-335.15-10	ALCOHOLIC BEVERAGE LICENS	13,142	8,640	0	8,600	8,200	400-
LEVEL	TEXT		TEXT AMT				
1	PER FINANCE ESTIMATE @ 95% - JB 5.11.2023		8,200	8,200			
001-0000-335.18-10	HALF CENT STATE SALES TAX	1,514,928	1,652,358	1,108,699	1,521,000	1,556,752	35,752
LEVEL	TEXT		TEXT AMT				
1	PER STATE ESTIMATE @ 95% - JB 7.28.2023		1,556,752	1,556,752			
001-0000-335.20-00	CRASH REPORTS	195	150	420	0	200	200
LEVEL	TEXT		TEXT AMT				
1	PER FINANCE DEPARTMENT - JB 5-17-2023		200	200			
001-0000-335.21-10	FIRE SUPPLEMENT	8,057	7,228	1,530	7,100	5,800	1,300-
LEVEL	TEXT		TEXT AMT				
1	PER FINANCE DEPARTMENT @ 95% - 5.11.2023 JB		5,800	5,800			
001-0000-335.42-10	FUEL TAX REFUND	21,834	22,511	8,480	20,700	21,600	900
LEVEL	TEXT		TEXT AMT				
1	ESTIMATE BASED ON TREND JD 3-29-23		21,600	21,600			
001-0000-337.21-10	PS MANATEE MITIGATION	910	0	0	0	0	0
001-0000-337.71-00	GRANTS FROM LOCAL UNITS	0	0	0	490,445	0	490,445-
001-0000-337.71-20	SUGA	0	0	22,390	22,390	0	22,390-
001-0000-338.10-10	COUNTY BUSINESS LIC	21,664	21,939	5,035	23,500	21,000	2,500-
LEVEL	TEXT		TEXT AMT				
1	PER FINANCE DEPARTMENT - JB 5-19-2023 3 YEAR AVG @95%		21,000	21,000			
001-0000-338.14-20	STATE SURCHARGE	1,009	1,023	854	910	1,300	390
LEVEL	TEXT		TEXT AMT				
1	PER FINANCE DEPARTMENT - JD 3-29-23		1,300	1,300			

CITY OF EDGEWATER
FUND REVENUE

PREPARED 08/22/23, 10:44:24

ACCOUNT NUMBER	ACCOUNT DESCRIPTION	FY2021 Actuals	FY2022 Actuals	Y-T-D FY2023 Actuals	FY2023 Budget	FY2024 Proposed	COMPARATIVE Variance
* 001-0000-341.10-01	INTERGOVERNMENTAL REVENUE PUBLIC RECORDS & COPIES	3,159,542 171	3,290,636 69	2,193,239 213	3,321,946 0	2,903,932 0	418,014- 0
001-0000-341.10-10	ZONING FEES	31,717	23,250	98,750	20,000	59,800	39,800
LEVEL 1	TEXT PER FINANCE DEPARTMENT - JD 3-29-23			TEXT AMT 59,800 59,800			
001-0000-341.10-15	RECORDING FEES	4,896	4,957	1,261	5,500	1,200	4,300-
LEVEL 1	TEXT PER FINANCE DEPARTMENT - JD 3-29-23			TEXT AMT 1,200 1,200			
001-0000-341.10-16	RECORDING FEES-PLANNING	463	1,192	2,116	0	0	0
001-0000-341.30-10	DEVELOPMENT REVIEW FEES	30,767	202,236	172,910	94,000	193,300	99,300
LEVEL 1	TEXT PER FINANCE DEPARTMENT - JD 3-29-23			TEXT AMT 193,300 193,300			
001-0000-341.30-40	INTEREST	0	1,233	395	0	0	0
001-0000-341.94-40	GEN ADMIN FEE WTR & SWR	1,039,137	1,267,464	1,121,516	1,345,819	1,370,071	24,252
LEVEL 1	TEXT PER FINANCE DEPARTMENT - JD 5-10-2023			TEXT AMT 1,370,071 1,370,071			
001-0000-341.94-47	GEN ADMIN FEE REFUSE	202,687	219,500	189,922	227,906	225,834	2,072-
LEVEL 1	TEXT PER FINANCE DEPARTMENT - JD 5-10-2023			TEXT AMT 225,834 225,834			
001-0000-341.94-48	GEN ADMIN FEE STORMWATER	109,605	111,175	91,010	109,212	117,277	8,065
LEVEL 1	TEXT PER FINANCE DEPARTMENT - JD 5-10-2023			TEXT AMT 117,277 117,277			
001-0000-342.10-00	POLICE SERVICES	37,837	55,986	36,731	22,000	24,000	2,000
LEVEL 1	TEXT PER FINANCE DEPARTMENT - JD 3-29-23			TEXT AMT 24,000 24,000			
001-0000-342.60-10	COUNTY FIRE & EMS SERVICE	0	75	0	0	0	0

CITY OF EDGEWATER
FUND REVENUE

PREPARED 08/22/23, 10:44:24

ACCOUNT NUMBER	ACCOUNT DESCRIPTION	FY2021 Actuals	FY2022 Actuals	Y-T-D Actuals	FY2023 Budget	FY2024 Proposed	COMPARATIVE Variance
001-0000-342.60-20	EFD TRANSPORT REVENUE	556,230	524,786	466,772	494,000	794,800	300,800
LEVEL 1	TEXT PER FINANCE DEPARTMENT - JD 3-29-23 ESTIMATE FOR ADDITIONAL TRANSPORT			TEXT AMT 544,800 250,000 794,800			
001-0000-342.60-30	PEMT/MCO TRANSPORT REVENUE	0	60,604	0	0	0	0
001-0000-342.90-20	CPR	453	700	650	500	500	0
LEVEL 1	TEXT PER FINANCE DEPARTMENT - PRELIMINARY			TEXT AMT 500 500			
001-0000-347.22-10	PARKS & RECREATION	5,185	4,910	6,980	0	6,000	6,000
LEVEL 1	TEXT PER FINANCE DEPARTMENT - JB 5-22-2023			TEXT AMT 6,000 6,000			
001-0000-347.23-10	GROUND MAINTENANCE	10,105	11,115	11,115	10,100	11,100	1,000
LEVEL 1	TEXT PER FINANCE DEPARTMENT - JD 3-29-23			TEXT AMT 11,100 11,100			
001-0000-349.10-01	LIEN RESEARCH FEES	38,557	39,206	22,833	38,000	23,600	14,400-
LEVEL 1	TEXT PER FINANCE DEPARTMENT - JD 3-29-23			TEXT AMT 23,600 23,600			
001-0000-349.10-02	LIEN STTLMENT ADMIN FEE	5,353	3,414	1,127	4,000	2,100	1,900-
LEVEL 1	TEXT PER FINANCE DEPARTMENT - JD 3-29-23			TEXT AMT 2,100 2,100			
001-0000-349.40-01	PILOFF-WATER & SEWER FUND	719,014	778,735	666,012	786,519	819,081	32,562
LEVEL 1	TEXT ESTIMATE BASED ON RATE STUDY 6-6-23			TEXT AMT 819,081 819,081			
001-0000-349.40-07	PILOFF - REFUSE FUND	217,445	224,371	194,391	233,122	241,606	8,484
LEVEL 1	TEXT ESTIMATE BASED ON RATE STUDY 6-6-23			TEXT AMT 231,677			

CITY OF EDGEWATER
FUND REVENUE

PREPARED 08/22/23, 10:44:24

ACCOUNT NUMBER	ACCOUNT DESCRIPTION	FY2021 Actuals	FY2022 Actuals	Y-T-D Actuals	FY2023 Budget	FY2024 Proposed	COMPARATIVE Variance
	ESTIMATE BASED ON RATE STUDY 6-6-23			9,929 241,606			
001-0000-349.40-08	PILOFF - STORMWATER FUND	125,610	135,969	115,467	140,776	143,357	2,581
LEVEL	TEXT			TEXT AMT			
1	ESTIMATE BASED ON RATE STUDY 6-6-23			143,357 143,357			
*	CHARGES FOR SERVICES	3,135,232	3,670,947	3,200,171	3,531,454	4,033,626	502,172
001-0000-351.10-10	COURT FINES-CKL OF CIR CT	31,095	16,237	13,886	20,000	16,000	4,000-
LEVEL	TEXT			TEXT AMT			
1	PER FINANCE DEPARTMENT - JD 3-29-23			16,000 16,000			
001-0000-354.10-10	POLICE FINES	15,082	2,464	2,208	3,000	2,100	900-
LEVEL	TEXT			TEXT AMT			
1	PER FINANCE DEPARTMENT JB @ 95% 5.11.2023			2,100 2,100			
001-0000-354.30-10	ALARM REGISTRATION/EXCESS	1,150	4,476	3,075	500	3,500	3,000
LEVEL	TEXT			TEXT AMT			
1	PER FINANCE DEPARTMENT - JD 3-29-23			3,500 3,500			
001-0000-354.50-10	POLICE SERVICES	14,351	15,935	15,432	14,000	11,600	2,400-
LEVEL	TEXT			TEXT AMT			
1	PER FINANCE DEPARTMENT - JD 3-29-23			11,600 11,600			
001-0000-354.70-10	CODE ENFORCE FINES & SURC	40,363	37,743	15,665	25,000	25,000	0
LEVEL	TEXT			TEXT AMT			
1	PER FINANCE DEPARTMENT BV 06.06.2022			25,000 25,000			
001-0000-359.10-10	POLICE EDUCATION SURCHARG	3,351	2,011	1,857	2,200	1,900	300-
LEVEL	TEXT			TEXT AMT			
1	PER FINANCE DEPARTMENT - JD 3-29-23			1,900 1,900			
*	FINES & FORFEITS	105,392	78,866	52,123	64,700	60,100	4,600-
001-0000-361.10-00	INTEREST EARNINGS	369-	32	157-	0	0	0

CITY OF EDGEWATER
FUND REVENUE

PREPARED 08/22/23, 10:44:24

ACCOUNT NUMBER	ACCOUNT DESCRIPTION	FY2021 Actuals	FY2022 Actuals	Y-T-D Actuals	FY2023 Budget	FY2024 Proposed	COMPARATIVE Variance
001-0000-361.10-10	INTEREST	25,009	9,650	24,411	8,000	2,100	5,900-
LEVEL	TEXT		TEXT AMT				
1	PER FINANCE DEPARTMENT - JB 5-10-2023		2,100				
			2,100				
001-0000-361.11-05	YMCA LEASE	0	4,193	0	0	0	0
001-0000-361.11-10	INVESTMENT RETURNS	3,973	24,446	451,587	6,000	439,000	433,000
LEVEL	TEXT		TEXT AMT				
1	PER FINANCE DEPARTMENT - JB 5.11.2023		439,000				
			439,000				
001-0000-361.20-10	OVER/SHORT	115-	10-	13-	0	0	0
001-0000-362.10-00	LEASE REVENUE	21,350	0	34,013	45,350	45,350	0
LEVEL	TEXT		TEXT AMT				
1	PER FINANCE DEPT. EST- PRELIMINARY 3/29/23 JD		45,350				
			45,350				
001-0000-362.10-05	YMCA LEASE	0	49,189	0	0	0	0
001-0000-362.20-00	CITY HALL	0	0	3,600	0	0	0
001-0000-364.32-00	INSURANCE PROCEEDS	0	5,738	0	0	0	0
001-0000-364.42-00	INSURANCE PROCEEDS	0	250	0	0	0	0
001-0000-364.42-10	INSURANCE PROCEEDS	4,052	5,605	76,392	47,084	0	47,084-
001-0000-365.10-00	SALES / SURPLUS	0	0	200	20,800	0	20,800-
001-0000-366.10-00	CONTRIBUTIONS / DONATIONS	50	0	0	0	0	0
001-0000-366.10-10	CONTRIBUTIONS / DONATIONS	150	600	0	0	0	0
001-0000-366.20-07	AAA GRANT TRAFFIC SAFETY	0	15,000	0	0	0	0
001-0000-369.10-00	OTHER INCOME	549	3,884	0	0	0	0
001-0000-369.20-10	SPECIAL EVENTS	9,635	19,415	20,463	8,000	14,000	6,000
LEVEL	TEXT		TEXT AMT				
1	PER FINANCE DEPARTMENT ESTIMATE 5.12.2023 JB		14,000				
			14,000				
001-0000-369.20-11	PROMOTIONAL ITEMS	239	176	69	100	100	0
LEVEL	TEXT		TEXT AMT				
1	PER FINANCE DEPARTMENT - BV 05.17.2021		100				
			100				
001-0000-369.30-00	REFUND TO PRIOR YR EXP	0	1,067	220	0	0	0
001-0000-369.90-10	MISC REVENUE	13,077	19,622	18,681	13,000	17,900	4,900
LEVEL	TEXT		TEXT AMT				
1	PER FINANCE DEPARTMENT - JD 3-29-23		17,900				
			17,900				

CITY OF EDGEWATER
FUND REVENUE

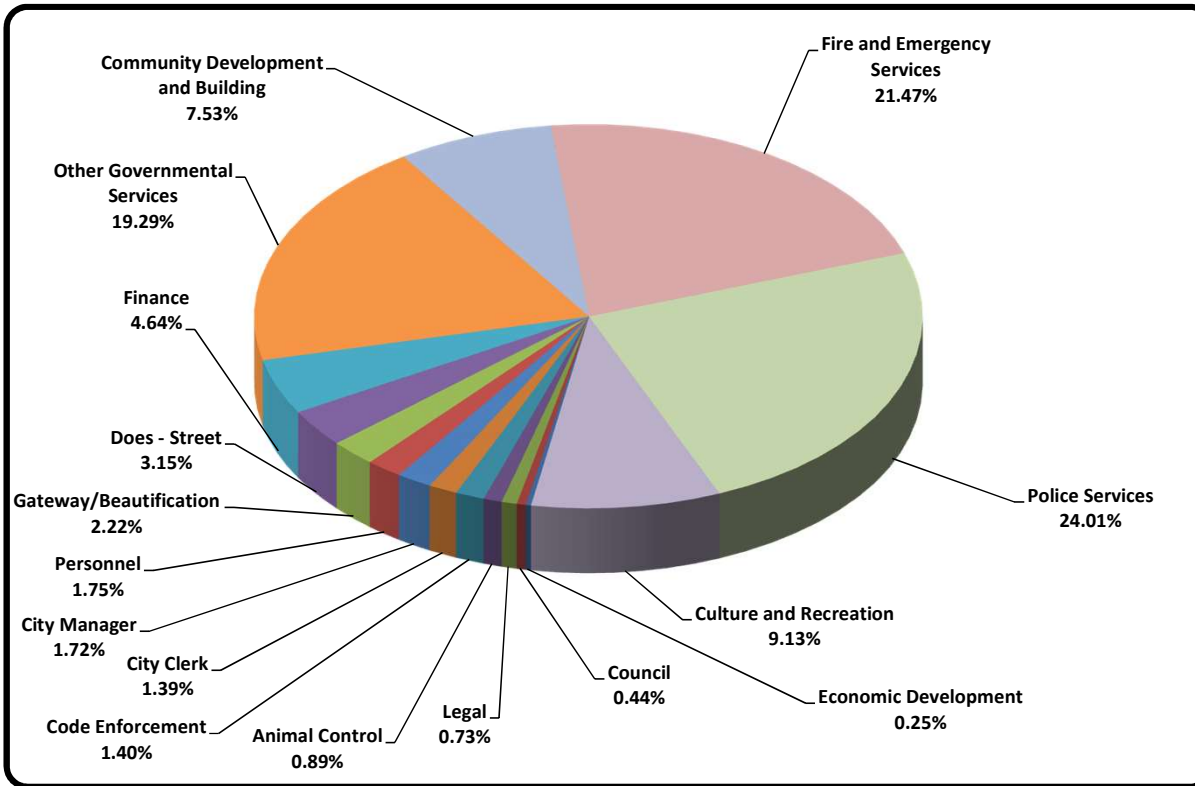
PREPARED 08/22/23, 10:44:24

ACCOUNT NUMBER	ACCOUNT DESCRIPTION	FY2021 Actuals	FY2022 Actuals	Y-T-D Actuals	FY2023 Budget	FY2024 Proposed	COMPARATIVE Variance
001-0000-369.90-20	RETIREMENT FORFEITURES	39,560	0	27,560	0	0	0
001-0000-369.90-51	ADVERTISING COMMISSIONS	10,064	10,314	8,500	10,000	10,600	600
LEVEL	TEXT			TEXT AMT			
1	PER FINANCE DEPARTMENT - JB 5.12.23			10,600			
				10,600			
001-0000-369.90-53	ROTATION CALLS/WRCKR TOWS	6,456	3,160	2,130	6,000	3,000	3,000-
LEVEL	TEXT			TEXT AMT			
1	PER FINANCE DEPARTMENT - JD 3-29-23			3,000			
				3,000			
001-0000-369.90-54	FORECLOSURE REGISTRATION	0	16,416	9,272	0	10,000	10,000
LEVEL	TEXT			TEXT AMT			
1	PER FINANCE DEPARTMENT - JB 5-22-2023			10,000			
				10,000			
*	MISC. REVENUE	133,680	188,747	676,928	164,334	542,050	377,716
001-0000-381.01-17	POLICE IMPACT FEE FUND	0	0	0	59,386	149,790	90,404
LEVEL	TEXT			TEXT AMT			
1	TRR K9 PATROL F-150 VEHICLE			77,664			
	TFR PATROL INTERCEPTOR UTILITY VEHICLE - ADD STAFF			72,126			
				149,790			
001-0000-381.01-27	ARPA ECONOMIC	0	0	2,663,841	2,663,841	0	2,663,841-
001-0000-389.90-11	UNRESERVED GOVERNMENTAL	0	0	0	4,286,849	0	4,286,849-
001-0000-389.90-21	RESERVED GOVERNMENTAL	0	0	0	0	350,000	350,000
LEVEL	TEXT			TEXT AMT			
1	USE OF CITY HALL FUNDS FOR WHALER WAY PROJECT			350,000			
				350,000			
*	OTHER SOURCES	0	0	2,663,841	7,010,076	499,790	6,510,286-
**	GENERAL FUND	19,601,830	21,418,733	22,935,439	28,663,704	24,706,470	3,957,234-



001 - GENERAL FUND EXPENSE

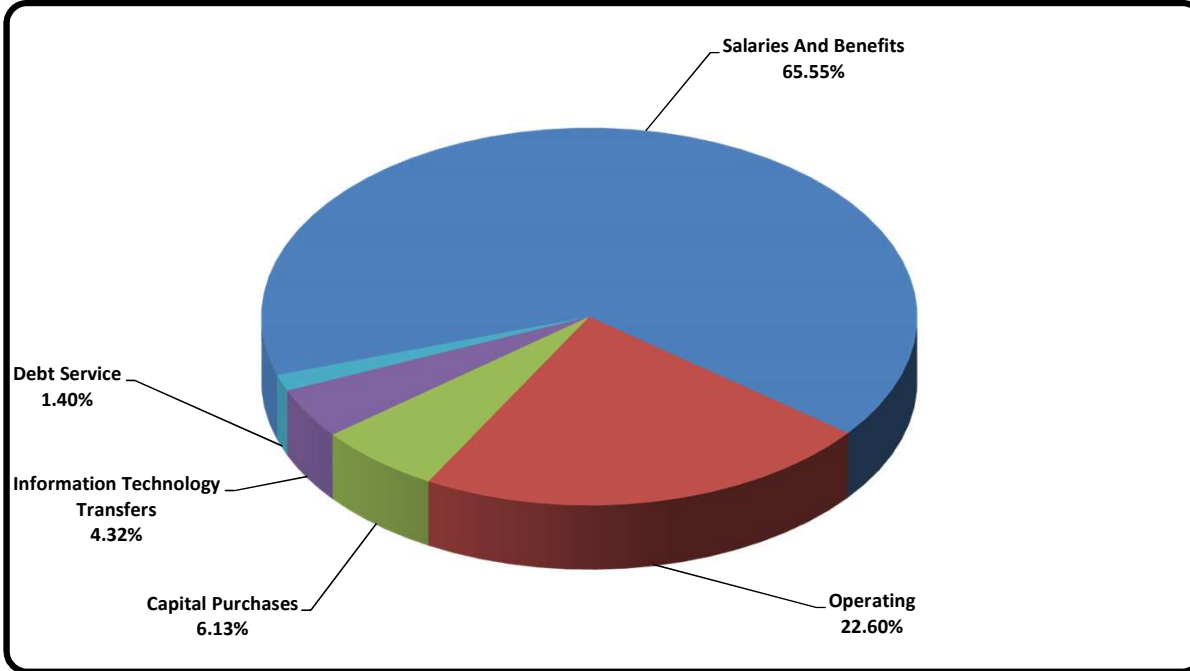
City of Edgewater
Fiscal YEAR 2023-2024
GENERAL FUND - DEPARTMENT EXPENSE SUMMARY



	BUDGET	PERCENT EXPENSES
Special Events	\$ -	0.00%
Economic Development	\$ 61,505	0.25%
Council	\$ 109,509	0.44%
Legal	\$ 181,000	0.73%
Animal Control	\$ 220,377	0.89%
Code Enforcement	\$ 346,758	1.40%
City Clerk	\$ 342,286	1.39%
City Manager	\$ 423,892	1.72%
Personnel	\$ 431,320	1.75%
Gateway/Beautification	\$ 549,419	2.22%
Does - Street	\$ 777,637	3.15%
Finance	\$ 1,145,508	4.64%
Other Governmental Services	\$ 4,765,160	19.29%
Community Development	\$ 842,815	3.41%
Building	\$ 1,016,796	4.12%
Fire Debt Service	\$ 160,078	0.65%
Fire & Rescue Admin	\$ 1,176,566	4.76%
Fire & Resuce Operations	\$ 3,967,000	16.06%
Police Debt Service	\$ 21,500	0.09%
Police Admin	\$ 1,258,369	5.09%
Police Operations	\$ 4,652,217	18.83%
Leisure Services Admin	\$ 674,526	2.73%
Leisure Services Operations	\$ 1,582,232	6.40%
TOTAL USE OF RESOURCES	\$ 24,706,470	100.00%

**City of Edgewater
Fiscal YEAR 2023-2024**

GENERAL FUND - EXPENDITURES



	BUDGET	PERCENT EXPENSES
Salaries And Benefits	16,087,157	65.11%
Operating	5,546,162	22.45%
Capital Purchases	1,504,453	6.09%
Information Technology Transfers	1,059,577	4.29%
Debt Service	343,416	1.39%
TOTAL AVAILABLE RESOURCES	\$ 24,706,470	100.00%

CITY OF EDGEWATER
DEPARTMENT BUDGET

PREPARED 08/22/23, 10:44:30

ACCOUNT NUMBER	ACCOUNT DESCRIPTION	FY2021 Actuals	FY2022 Actuals	YTD FY2023 Actuals	FY2023 Budget	FY2024 Proposed	COMPARATIVE Variance
GENERAL FUND							
CITY COUNCIL							
CITY COUNCIL							
001-1100-511.12-10	REGULAR SALARIES	0	131	0	0	0	0
001-1100-511.13-10	OTHER SALARIES	40,077	40,301	35,052	42,132	42,474	342
LEVEL	TEXT			TEXT AMT			
1	EB AMOUNT 6-1-23			42,474			
				42,474			
001-1100-511.21-10	FICA TAXES	2,469	2,495	1,982	2,536	1,988	548-
LEVEL	TEXT			TEXT AMT			
1	PER EMPLOYEE BUDGET 6-1-23			1,988			
				1,988			
001-1100-511.21-20	MEDICARE	577	584	464	593	465	128-
LEVEL	TEXT			TEXT AMT			
1	PER EMPLOYEE BUDGET 6-1-23			465			
				465			
001-1100-511.23-10	LIFE INS	96	94	87	105	0	105-
001-1100-511.23-20	GROUP MEDICAL INSURANCE	20,755	17,416	21,608	26,491	32,810	6,319
LEVEL	TEXT			TEXT AMT			
1	PER EMPLOYEE BUDGET 6-1-23			32,810			
				32,810			
001-1100-511.23-21	HSA-EMPLOYER CONTRIBUTION	1,500	2,042	4,650	4,650	4,450	200-
LEVEL	TEXT			TEXT AMT			
1	PER EB JD 5-8-23			4,450			
				4,450			
001-1100-511.23-22	HRA-EMPLOYER CONTRIBUTION	0	0	0	250	0	250-
001-1100-511.23-30	DENTAL INSURANCE	259	187	451	571	748	177
LEVEL	TEXT			TEXT AMT			

CITY OF EDGEWATER
DEPARTMENT BUDGET

PREPARED 08/22/23, 10:44:30

ACCOUNT NUMBER	ACCOUNT DESCRIPTION	FY2021 Actuals	FY2022 Actuals	YTD FY2023 Actuals	FY2023 Budget	FY2024 Proposed	COMPARATIVE Variance
1	PER EMPLOYEE BUDGET 6-1-23			748 748			
001-1100-511.23-60	BROKER & ADMIN FEES	533	509	561	875	538	337-
LEVEL	TEXT			TEXT AMT			
1	PER FINANCE ESTIMATE 4.17.23 JD			538 538			
001-1100-511.24-10	WORKER'S COMPENSATION	43	46	38	50	49	1-
LEVEL	TEXT			TEXT AMT			
1	PER EMPLOYEE BUDGET 6-1-23			49 49			
001-1100-511.40-10	TRAVEL & PER DIEM	65	930	6,194	6,900	6,900	0
LEVEL	TEXT			TEXT AMT			
1	LUNCHES/DINNER TEAM VOLUSIA, IEMO, VLOC, MISC VOLUNTEER LUNCH MISCELLANEOUS			3,500 1,000 2,400 6,900			
001-1100-511.41-15	CELLULAR	0	0	0	0	2,400	2,400
LEVEL	TEXT			TEXT AMT			
1	ESTIMATED CELL PHONE SERVICE MAYOR AND COUNCIL JD 5-19-23			2,400 2,400			
001-1100-511.41-40	POSTAGE	0	0	0	20	20	0
LEVEL	TEXT			TEXT AMT			
1	PRELIMINARY PER FINANCE JD 04-14-23			20 20			
001-1100-511.47-10	PRINTING & BINDING	1,098	0	627	800	800	0
LEVEL	TEXT			TEXT AMT			
1	BUSINESS CARDS MISCELLANEOUS			300 500			

CITY OF EDGEWATER
DEPARTMENT BUDGET

PREPARED 08/22/23, 10:44:30

ACCOUNT NUMBER	ACCOUNT DESCRIPTION	FY2021 Actuals	FY2022 Actuals	YTD FY2023 Actuals	FY2023 Budget	FY2024 Proposed	COMPARATIVE Variance
				800			
001-1100-511.48-10	PROMOTIONAL ACTIVITIES	26,529	20,266	650	2,443	2,500	57
LEVEL	TEXT			TEXT AMT			
1	VOLUNTEER APPRECIATION			1,000			
	PLAQUES, FLOWERS, ETC			1,000			
	MISCELLANEOUS			500			
				2,500			
001-1100-511.49-10	OTHER CHARGES/OBLIGATIONS	730	0	44	1,150	1,150	0
LEVEL	TEXT			TEXT AMT			
1	MISC			1,000			
	FLA LEAGUE OF CITIES ANNUAL CONF ADVERTISEMENT			150			
				1,150			
001-1100-511.52-10	OPERATING SUPPLIES	0	0	0	0	500	500
LEVEL	TEXT			TEXT AMT			
1	ESTIMATED PURCHASE OF 5 CELL PHONES			500			
	JD 5-19-23			500			
001-1100-511.52-30	UNIFORMS	367	0	557	557	750	193
LEVEL	TEXT			TEXT AMT			
1	PER EMPLOYEE BUDGET 6-1-23			750			
				750			
001-1100-511.54-10	BOOKS, PUBS, SUBS, & MEM	6,924	6,757	6,771	7,362	8,067	705
LEVEL	TEXT			TEXT AMT			
1	VOLUSIA LEAGUE OF CITIES			1,000			
	FLORIDA LEAGUE OF CITIES			3,212			
	FLORIDA LEAGUE OF CITIES SUBSCRIPTION			50			
	RIVER TO SEA TPO			2,100			
	MISCELLANEOUS			1,000			
	FLORIDA LEAGUE OF MAYORS			705			
				8,067			
001-1100-511.54-20	EDUCATIONAL DEVELOPMENT	158	681	2,885	2,900	2,900	0

CITY OF EDGEWATER
DEPARTMENT BUDGET

PREPARED 08/22/23, 10:44:30

ACCOUNT NUMBER	ACCOUNT DESCRIPTION	FY2021 Actuals	FY2022 Actuals	YTD FY2023 Actuals	FY2023 Budget	FY2024 Proposed	COMPARATIVE Variance
LEVEL	TEXT			TEXT AMT			
1	MISCELLANEOUS TRAINING			2,500			
	ETHICS			400			
				2,900			
*		102,180	92,439	82,621	100,385	109,509	9,124
**	CITY COUNCIL	102,180	92,439	82,621	100,385	109,509	9,124
***	CITY COUNCIL	102,180	92,439	82,621	100,385	109,509	9,124

CITY OF EDGEWATER
DEPARTMENT BUDGET

PREPARED 08/22/23, 10:44:30

ACCOUNT NUMBER	ACCOUNT DESCRIPTION	FY2021 Actuals	FY2022 Actuals	YTD FY2023 Actuals	FY2023 Budget	FY2024 Proposed	COMPARATIVE Variance
CITY MANAGER							
CITY MANAGER							
001-1210-512.12-10	REGULAR SALARIES	201,290	229,762	221,275	274,910	291,408	16,498
LEVEL	TEXT						
1	PER EMPLOYEE BUDGET						
				TEXT AMT			
				291,408			
				291,408			
001-1210-512.12-20	DC ICMA	17,596	18,947	16,563	20,340	21,163	823
LEVEL	TEXT						
1	PER EB 06.22.23						
				TEXT AMT			
				21,163			
				21,163			
001-1210-512.13-10	OTHER SALARIES	218	207-	0	0	0	0
001-1210-512.14-10	OVERTIME	43	0	429	430	0	430-
001-1210-512.15-30	CELL PHONE	424	624	315	856	420	436-
LEVEL	TEXT						
1	SALARIES PER EMPLOYEE BUDGET						
				TEXT AMT			
				420			
				420			
001-1210-512.21-10	SOCIAL SECURITY	11,381	14,453	12,746	16,602	17,352	750
LEVEL	TEXT						
1	PER EB 06.22.23						
				TEXT AMT			
				17,352			
				17,352			
001-1210-512.21-20	MEDICARE	2,789	3,387	3,151	4,001	4,058	57
LEVEL	TEXT						
1	PER EB 06.22.23						
				TEXT AMT			
				4,058			
				4,058			
001-1210-512.22-20	DCSE	7,170	9,425	10,521	13,029	13,805	776
LEVEL	TEXT						
1	SALARIES PER EMPLOYEE BUDGET						
				TEXT AMT			
				13,805			
				13,805			

CITY OF EDGEWATER
DEPARTMENT BUDGET

PREPARED 08/22/23, 10:44:30

ACCOUNT NUMBER	ACCOUNT DESCRIPTION	FY2021 Actuals	FY2022 Actuals	YTD FY2023 Actuals	FY2023 Budget	FY2024 Proposed	COMPARATIVE Variance
001-1210-512.23-10	LIFE INS	895	1,062	966	1,599	1,336	263-
LEVEL	TEXT			TEXT AMT			
1	SALARIES PER EMPLOYEE BUDGET			1,336			
				1,336			
001-1210-512.23-20	GROUP MEDICAL INSURANCE	31,579	34,452	31,112	45,233	45,726	493
LEVEL	TEXT			TEXT AMT			
1	SALARIES PER EMPLOYEE BUDGET			45,726			
				45,726			
001-1210-512.23-21	HSA-EMPLOYER CONTRIBUTION	0	9	1,300	1,400	1,300	100-
LEVEL	TEXT			TEXT AMT			
1	PER FINANCE ESTIMATE 6-1-23 JD			1,300			
				1,300			
001-1210-512.23-22	HRA-EMPLOYER CONTRIBUTION	116	500	0	250	250	0
LEVEL	TEXT			TEXT AMT			
1	PER FINANCE ESTIMATE 6-6-23 JD			250			
				250			
001-1210-512.23-30	DENTAL INSURANCE	1,157	1,294	1,036	2,145	1,428	717-
LEVEL	TEXT			TEXT AMT			
1	SALARIES PER EMPLOYEE BUDGET			1,428			
				1,428			
001-1210-512.23-40	LT DISABILITY	1,601	1,900	1,743	2,252	2,391	139
LEVEL	TEXT			TEXT AMT			
1	SALARIES PER EMPLOYEE BUDGET			2,391			
				2,391			
001-1210-512.23-60	BROKER & ADMIN FEES	838	1,113	942	1,006	1,041	35
LEVEL	TEXT			TEXT AMT			
1	PER FINANCE ESTIMATE 4.17.23 JD			1,041			
				1,041			

CITY OF EDGEWATER
DEPARTMENT BUDGET

PREPARED 08/22/23, 10:44:30

ACCOUNT NUMBER	ACCOUNT DESCRIPTION	FY2021 Actuals	FY2022 Actuals	YTD FY2023 Actuals	FY2023 Budget	FY2024 Proposed	COMPARATIVE Variance
001-1210-512.24-10	WORKER'S COMPENSATION	283	355	311	433	437	4
LEVEL 1	TEXT SALARIES PER EMPLOYEE BUDGET			TEXT AMT 437 437			
001-1210-512.40-10	TRAVEL & PER DIEM	797	25	85	3,000	3,000	0
LEVEL 1	TEXT CONFERENCES, HOTELS, WORKSHOPS, MEALS			TEXT AMT 3,000 3,000			
001-1210-512.41-15	CELLULAR	1,351	976	812	975	984	9
LEVEL 1	TEXT PER FINANCE ESTIMATE 03.31.23 JD			TEXT AMT 984 984			
001-1210-512.41-40	POSTAGE	11	69	5	105	105	0
LEVEL 1	TEXT PRELIMINARY PER FINANCE JD 04-14-23			TEXT AMT 105 105			
001-1210-512.46-20	FLEET CHARGES	1,605	1,444	987	1,692	2,188	496
LEVEL 1	TEXT PRELIMINARY PER FINANCE JD 06-12-23			TEXT AMT 2,188 2,188			
001-1210-512.47-10	PRINTING & BINDING	68	60	0	600	0	600-
001-1210-512.47-20	COPIER	4,033	4,428	3,793	6,000	6,000	0
LEVEL 1	TEXT PER CHRIS WOFFORD EMAIL - JB 04-20-22			TEXT AMT 6,000 6,000			
001-1210-512.48-10	PROMOTIONAL ACTIVITIES	0	15	232	250	0	250-
001-1210-512.49-10	OTHER CHARGES/OBLIGATIONS	50	0	0	0	0	0

CITY OF EDGEWATER
DEPARTMENT BUDGET

PREPARED 08/22/23, 10:44:30

ACCOUNT NUMBER	ACCOUNT DESCRIPTION	FY2021 Actuals	FY2022 Actuals	YTD FY2023 Actuals	FY2023 Budget	FY2024 Proposed	COMPARATIVE Variance
001-1210-512.51-10	OFFICE SUPPLIES	1,094	648	308	1,500	1,500	0
LEVEL	TEXT		TEXT AMT				
1	OFFICE SUPPLIES FOR CM AREA		1,500				
			1,500				
001-1210-512.52-10	OPERATING SUPPLIES	100	14	0	800	800	0
LEVEL	TEXT		TEXT AMT				
1	MISCELLANEOUS		800				
			800				
001-1210-512.52-20	UNLEADED & DIESEL	2,422	1,034	950	2,218	1,600	618-
LEVEL	TEXT		TEXT AMT				
1	FUEL ESTIMATE 6-12-23 JD		1,600				
			1,600				
001-1210-512.52-30	UNIFORMS	0	79	206	600	600	0
LEVEL	TEXT		TEXT AMT				
1	CITY SHIRTS		600				
			600				
001-1210-512.54-10	BOOKS, PUBS, SUBS, & MEM	2,123	2,093	1,994	3,000	3,000	0
LEVEL	TEXT		TEXT AMT				
1	MEMBERSHIPS AND SUBSCRIPTIONS		3,000				
			3,000				
001-1210-512.54-20	EDUCATIONAL DEVELOPMENT	275	154	0	2,000	2,000	0
LEVEL	TEXT		TEXT AMT				
1	CONFERENCE		2,000				
			2,000				
*		291,309	328,115	311,782	407,226	423,892	16,666
**	CITY MANAGER	291,309	328,115	311,782	407,226	423,892	16,666

CITY OF EDGEWATER
DEPARTMENT BUDGET

PREPARED 08/22/23, 10:44:30

ACCOUNT NUMBER	ACCOUNT DESCRIPTION	FY2021 Actuals	FY2022 Actuals	YTD FY2023 Actuals	FY2023 Budget	FY2024 Proposed	COMPARATIVE Variance
LEGAL							
001-1220-514.31-10	PROFESSIONAL SERVICES	131,493	140,313	97,110	165,456	181,000	15,544
LEVEL	TEXT			TEXT AMT			
1	ADDITIONAL P&Z AND OTHER BV 06.12.23			6,000			
	CITY ATTORNEY EST JD 4-14-23			170,000			
	LABOR ATTORNEY EST BV 06.12.23			5,000			
				181,000			
*		131,493	140,313	97,110	165,456	181,000	15,544
**	LEGAL	131,493	140,313	97,110	165,456	181,000	15,544

CITY OF EDGEWATER
DEPARTMENT BUDGET

PREPARED 08/22/23, 10:44:30

ACCOUNT NUMBER	ACCOUNT DESCRIPTION	FY2021 Actuals	FY2022 Actuals	YTD FY2023 Actuals	FY2023 Budget	FY2024 Proposed	COMPARATIVE Variance
ECONOMIC DEVELOPMENT							
001-1230-552.31-10	PROFESSIONAL SERVICES	25,000	25,360	64,580	100,340	26,000	74,340-
LEVEL	TEXT			TEXT AMT			
1	TEAM VOLUSIA - MANUFACTURING RECRUITMENT			25,000			
	CONSTANT CONTACT			1,000			
	SB 4-21-23						
	NOTE: TEAM VOL. EST. FOR FY25 \$30K						
				26,000			
001-1230-552.40-10	TRAVEL & PER DIEM	800	0	60	2,010	3,560	1,550
LEVEL	TEXT			TEXT AMT			
1	SEV CHAMBER MONTHLY BUSINESS LUNCHEONS			500			
	SEV CHAMBER MONTHLY BUSINESS AFTER HOURS			60			
	FRA ANNUAL CONFERENCE			700			
	TEAM VOLUSIA ANNUAL MEETING SB 4-5-22			300			
	FL ECONOMIC DEVELOPMENT CONFERENCE			2,000			
	SB 4-21-23						
				3,560			
001-1230-552.41-40	POSTAGE	2	0	0	1,105	1,025	80-
LEVEL	TEXT			TEXT AMT			
1	PRELIMINARY PER FINANCE JD 04-14-23			25			
	CRA MAILER PLANNED SB 4-21-23			1,000			
				1,025			
001-1230-552.47-10	PRINTING & BINDING	0	0	0	1,500	1,500	0
LEVEL	TEXT			TEXT AMT			
1	PRINTING MONTHLY ED UPDATES			500			
	CRA MAILER PLANNED SB 4-21-23			1,000			
				1,500			
001-1230-552.47-20	COPIER	0	0	0	2,250	2,250	0
LEVEL	TEXT			TEXT AMT			
1	COPIES ECONOMIC DEV UPDATE/ PROJECTS			1,250			
	CRA MAILER PLANNED SB 4-21-23			1,000			
				2,250			
001-1230-552.48-10	PROMOTIONAL ACTIVITIES	5,491	20,700	21,000	21,000	23,500	2,500

CITY OF EDGEWATER
DEPARTMENT BUDGET

PREPARED 08/22/23, 10:44:30

ACCOUNT NUMBER	ACCOUNT DESCRIPTION	FY2021 Actuals	FY2022 Actuals	YTD FY2023 Actuals	FY2023 Budget	FY2024 Proposed	COMPARATIVE Variance
LEVEL 1	TEXT SOUTHEAST VOLUSIA CHAMBER OF COMMERCE PROMO PACKAG SEVMTC WEBSITE UPDATES, ADVERTISING, MFG VIDEO PRO MISC PROMOTIONAL ACTIVITIES FOR THE CITY			TEXT AMT 6,000 15,000 2,500 23,500			
001-1230-552.49-10	OTHER CHARGES/OBLIGATIONS	0	0	0	200	200	0
LEVEL 1	TEXT CRA - ANNUAL REPORT ADVERTISEMENT SB 4-21-23			TEXT AMT 200 200			
001-1230-552.51-10	OFFICE SUPPLIES	0	0	35	100	100	0
LEVEL 1	TEXT OFFICE SUPPLIES SB 4-21-23			TEXT AMT 100 100			
001-1230-552.52-10	OPERATING SUPPLIES	0	0	250	500	500	0
LEVEL 1	TEXT OPERATING SUPPLIES SB 4-21-23			TEXT AMT 500 500			
001-1230-552.52-30	UNIFORMS	0	0	0	100	100	0
LEVEL 1	TEXT SHIRTS SB 4-21-23			TEXT AMT 100 100			
001-1230-552.54-10	BOOKS, PUBS, SUBS, & MEM	795	795	1,590	1,590	1,270	320-
LEVEL 1	TEXT FL REDEVELOPMENT MEMBERSHIP DUES (CRA) CRA - DEO ANNUAL REGISTRATION FL ECONOMIC DEVELOPMENT COUNCIL MEMBERSHIP 4-21-23			TEXT AMT 745 175 350			

CITY OF EDGEWATER
DEPARTMENT BUDGET

PREPARED 08/22/23, 10:44:30

ACCOUNT NUMBER	ACCOUNT DESCRIPTION	FY2021 Actuals	FY2022 Actuals	YTD FY2023 Actuals	FY2023 Budget	FY2024 Proposed	COMPARATIVE Variance
				1,270			
001-1230-552.54-20	EDUCATIONAL DEVELOPMENT	0	0	0	780	1,500	720
LEVEL	TEXT			TEXT AMT			
1	FL REDEVELOPMENT ANNUAL CONFERNCE (CRA)			750			
	FL ECONOMIC DEVELOPMENT CONFERENCE			750			
	SB 4-21-23			1,500			
*		32,088	46,855	87,515	131,475	61,505	69,970-
**	ECONOMIC DEVELOPMENT	32,088	46,855	87,515	131,475	61,505	69,970-

CITY OF EDGEWATER
DEPARTMENT BUDGET

PREPARED 08/22/23, 10:44:30

ACCOUNT NUMBER	ACCOUNT DESCRIPTION	FY2021 Actuals	FY2022 Actuals	YTD FY2023 Actuals	FY2023 Budget	FY2024 Proposed	COMPARATIVE Variance
CITY CLERK							
001-1240-512.12-10	REGULAR SALARIES	154,628	145,038	129,615	165,658	176,838	11,180
LEVEL	TEXT			TEXT AMT			
1	SALARIES PER EMPLOYEE BUDGET			177,025			
	LESS: OVERTIME			187-			
				176,838			
001-1240-512.14-10	OVERTIME	477	167	0	541	187	354-
LEVEL	TEXT			TEXT AMT			
1	SALARIES PER EMPLOYEE BUDGET 4-20-23			187			
				187			
001-1240-512.15-30	CELL PHONE	574	544	405	540	540	0
LEVEL	TEXT			TEXT AMT			
1	PER EMPLOYEE BUDGET 6-1-23			540			
				540			
001-1240-512.21-10	SOCIAL SECURITY	9,626	9,032	8,059	9,885	10,255	370
LEVEL	TEXT			TEXT AMT			
1	PER EMPLOYEE BUDGET 6-1-23			10,255			
				10,255			
001-1240-512.21-20	MEDICARE	2,251	2,112	1,885	2,313	2,398	85
LEVEL	TEXT			TEXT AMT			
1	PER EMPLOYEE BUDGET 6-1-23			2,398			
				2,398			
001-1240-512.22-20	DCSE	16,154	14,854	13,357	16,285	16,344	59
LEVEL	TEXT			TEXT AMT			
1	PER EMPLOYEE BUDGET 6-1-23			16,344			
				16,344			
001-1240-512.23-10	LIFE INS	514	536	466	593	625	32
LEVEL	TEXT			TEXT AMT			

CITY OF EDGEWATER
DEPARTMENT BUDGET

PREPARED 08/22/23, 10:44:30

ACCOUNT NUMBER	ACCOUNT DESCRIPTION	FY2021 Actuals	FY2022 Actuals	YTD FY2023 Actuals	FY2023 Budget	FY2024 Proposed	COMPARATIVE Variance
1	PER EMPLOYEE BUDGET 6-1-23			625 625			
001-1240-512.23-20	GROUP MEDICAL INSURANCE	37,907	33,984	20,597	26,335	30,245	3,910
LEVEL	TEXT			TEXT AMT			
1	PER EMPLOYEE BUDGET 6-1-23			30,245 30,245			
001-1240-512.23-21	HSA-EMPLOYER CONTRIBUTION	1,300	1,300	1,300	1,400	1,300	100-
LEVEL	TEXT			TEXT AMT			
1	PER FINANCE ESTIMATE 6-1-23 JD			1,300 1,300			
001-1240-512.23-22	HRA-EMPLOYER CONTRIBUTION	0	0	0	250	250	0
LEVEL	TEXT			TEXT AMT			
1	PER FINANCE ESTIMATE 6-7-23 JD			250 250			
001-1240-512.23-30	DENTAL INSURANCE	820	930	753	1,024	1,007	17-
LEVEL	TEXT			TEXT AMT			
1	PER EMPLOYEE BUDGET 6-1-23			1,007 1,007			
001-1240-512.23-40	LT DISABILITY	919	959	833	1,053	1,118	65
LEVEL	TEXT			TEXT AMT			
1	PER EMPLOYEE BUDGET 6-1-23			1,118 1,118			
001-1240-512.23-60	BROKER & ADMIN FEES	934	1,047	613	1,027	1,041	14
LEVEL	TEXT			TEXT AMT			
1	PER EMPLOYEE BUDGET 6-1-23			1,041 1,041			
001-1240-512.24-10	WORKER'S COMPENSATION	341	217	181	1,150	248	902-
LEVEL	TEXT			TEXT AMT			

CITY OF EDGEWATER
DEPARTMENT BUDGET

PREPARED 08/22/23, 10:44:30

ACCOUNT NUMBER	ACCOUNT DESCRIPTION	FY2021 Actuals	FY2022 Actuals	YTD FY2023 Actuals	FY2023 Budget	FY2024 Proposed	COMPARATIVE Variance
1	PER EMPLOYEE BUDGET 6-1-23			248 248			
001-1240-512.31-10	PROFESSIONAL SERVICES	0	0	250	260	0	260-
001-1240-512.34-10	OTHER CONTRACTUAL SERVICE	51,577	38,558	46,271	57,973	42,628	15,345-
LEVEL	TEXT			TEXT AMT			
1	IRON MOUNTAIN-INCLUDES VAULT, RETRIEVAL & DESTRUCT			35,000			
	JUSTFOIA			6,548			
	MUNICODE ONLINE HOSTING			1,080			
				42,628			
001-1240-512.40-10	TRAVEL & PER DIEM	25-	1,055	1,871	3,000	3,000	0
LEVEL	TEXT			TEXT AMT			
1	FACC FALL ACADEMY (MILEAGE & LODGING - 2 ATTENDEES			1,000			
	FACC SUMMER (MILEAGE & LODGING - 2 ATTENDEES			1,000			
	LUNCHEONS & DINNERS			600			
	MISCELLANEOUS MILEAGE			400			
				3,000			
001-1240-512.41-15	CELLULAR	433	433	180	435	435	0
LEVEL	TEXT			TEXT AMT			
1	PER FINANCE ESTIMATE 03.31.23 JD			435			
				435			
001-1240-512.41-30	LEGAL ADS	26,489	20,879	12,994	25,000	25,000	0
LEVEL	TEXT			TEXT AMT			
1	LEGAL ADS			25,000			
				25,000			
001-1240-512.41-40	POSTAGE	567	2,087	827	850	2,100	1,250
LEVEL	TEXT			TEXT AMT			
1	PRELIMINARY PER FINANCE JD 04-14-23			2,100			
				2,100			
001-1240-512.44-10	RENT	2,948	1,590	712	1,200	400	800-
LEVEL	TEXT			TEXT AMT			

CITY OF EDGEWATER
DEPARTMENT BUDGET

PREPARED 08/22/23, 10:44:30

ACCOUNT NUMBER	ACCOUNT DESCRIPTION	FY2021 Actuals	FY2022 Actuals	YTD FY2023 Actuals	FY2023 Budget	FY2024 Proposed	COMPARATIVE Variance
1	PO BOX			400 400			
001-1240-512.46-10	REPAIR & MAINTENANCE	600	0	10	10	0	10-
001-1240-512.47-10	PRINTING & BINDING	6,362	6,478	1,013	4,000	5,927	1,927
LEVEL	TEXT			TEXT AMT			
1	LETTERHEAD, ENVELOPES, NAMEPLATES, ETC			1,000			
	MUNI CODE PRINTING			3,927			
	MISC			1,000			
				5,927			
001-1240-512.47-20	COPIER	2,184	2,978	2,696	2,800	3,000	200
LEVEL	TEXT			TEXT AMT			
1	COPIER SVC AND PRINTING ESTIMATE JD 4-11-23			3,000			
				3,000			
001-1240-512.48-10	PROMOTIONAL ACTIVITIES	54	0	356	1,000	1,000	0
LEVEL	TEXT			TEXT AMT			
1	MISCELLANEOUS			1,000			
				1,000			
001-1240-512.49-10	OTHER CHARGES/OBLIGATIONS	2,128	1,253	2,973	6,529	6,500	29-
LEVEL	TEXT			TEXT AMT			
1	CLERK OF COURT/SIMPLIFILE - RECORDING FEES + P&Z			4,000			
	CROWN SHREDDING			1,500			
	MISCELLANEOUS			1,000			
				6,500			
001-1240-512.49-51	MERCHAN BACKGROUND CHECKS	0	0	0	600	600	0
LEVEL	TEXT			TEXT AMT			
1	BACKGROUND CHECKS			600			
				600			
001-1240-512.51-10	OFFICE SUPPLIES	2,705	3,219	3,195	4,000	2,000	2,000-
LEVEL	TEXT			TEXT AMT			

CITY OF EDGEWATER
DEPARTMENT BUDGET

PREPARED 08/22/23, 10:44:30

ACCOUNT NUMBER	ACCOUNT DESCRIPTION	FY2021 Actuals	FY2022 Actuals	YTD FY2023 Actuals	FY2023 Budget	FY2024 Proposed	COMPARATIVE Variance
1	DEPT OFFICE SUPPLIES			2,000 2,000			
001-1240-512.52-10	OPERATING SUPPLIES	201	130	6,352	6,500	2,500	4,000-
LEVEL	TEXT			TEXT AMT			
1	MISCELLANEOUS 04/18/23 BZ			2,500 2,500			
001-1240-512.52-30	UNIFORMS	0	0	164	200	200	0
LEVEL	TEXT			TEXT AMT			
1	SHIRTS			200 200			
001-1240-512.54-10	BOOKS, PUBS, SUBS, & MEM	765	1,939	1,465	1,465	1,400	65-
LEVEL	TEXT			TEXT AMT			
1	IIMC RENEWALS (2)			400			
	FACC RENEWALS (2)			200			
	NEWS JOURNAL			300			
	MISC			500			
				1,400			
001-1240-512.54-20	EDUCATIONAL DEVELOPMENT	335	1,275	400	2,200	3,200	1,000
LEVEL	TEXT			TEXT AMT			
1	FACC SUMMER (2 ATTENDEES)			700			
	FACC FALL (2 ATTENDEES)			900			
	MISC CLASSES/WEBINARS			1,600			
				3,200			
*		323,768	292,594	259,793	346,076	342,286	3,790-
**	CITY CLERK	323,768	292,594	259,793	346,076	342,286	3,790-
***	CITY MANAGER	778,658	807,877	756,200	1,050,233	1,008,683	41,550-

CITY OF EDGEWATER
DEPARTMENT BUDGET

PREPARED 08/22/23, 10:44:30

ACCOUNT NUMBER	ACCOUNT DESCRIPTION	FY2021 Actuals	FY2022 Actuals	YTD FY2023 Actuals	FY2023 Budget	FY2024 Proposed	COMPARATIVE Variance
FINANCE							
ACCOUNTING & CUSTOMER SVC							
001-1300-513.12-10	REGULAR SALARIES	525,905	610,278	575,502	731,540	787,034	55,494
LEVEL	TEXT			TEXT AMT			
1	SALARIES PER EMPLOYEE BUDGET			787,596			
	LESS: OVERTIME			562-			
				787,034			
001-1300-513.14-10	OVERTIME	572	533	207	1,310	562	748-
LEVEL	TEXT			TEXT AMT			
1	SALARIES PER EMPLOYEE BUDGET 4-20-23			562			
				562			
001-1300-513.21-10	SOCIAL SECURITY	31,841	37,161	34,851	44,464	47,421	2,957
LEVEL	TEXT			TEXT AMT			
1	PER EMPLOYEE BUDGET 6-1-23			47,421			
				47,421			
001-1300-513.21-20	MEDICARE	7,447	8,691	8,151	10,399	11,091	692
LEVEL	TEXT			TEXT AMT			
1	PER EMPLOYEE BUDGET 6-1-23			11,091			
				11,091			
001-1300-513.22-20	DCSE	60,021	73,004	69,053	85,409	90,061	4,652
LEVEL	TEXT			TEXT AMT			
1	PER EMPLOYEE BUDGET 6-1-23			90,061			
				90,061			
001-1300-513.23-10	LIFE INS	2,319	2,714	2,580	3,265	3,452	187
LEVEL	TEXT			TEXT AMT			
1	PER EMPLOYEE BUDGET 6-1-23			3,452			
				3,452			
001-1300-513.23-20	GROUP MEDICAL INSURANCE	91,601	105,896	99,362	138,404	142,009	3,605
LEVEL	TEXT			TEXT AMT			

CITY OF EDGEWATER
DEPARTMENT BUDGET

PREPARED 08/22/23, 10:44:30

ACCOUNT NUMBER	ACCOUNT DESCRIPTION	FY2021 Actuals	FY2022 Actuals	YTD FY2023 Actuals	FY2023 Budget	FY2024 Proposed	COMPARATIVE Variance
1	PER EMPLOYEE BUDGET 6-1-23			142,009 142,009			
001-1300-513.23-21	HSA-EMPLOYER CONTRIBUTION	9,508	12,808	14,300	14,400	12,300	2,100-
LEVEL	TEXT			TEXT AMT			
1	PER EMPLOYEE BUDGET 6-1-23			12,300 12,300			
001-1300-513.23-22	HRA-EMPLOYER CONTRIBUTION	853	498	0	1,000	1,000	0
LEVEL	TEXT			TEXT AMT			
1	PER FINANCE ESTIMATE 6-7-23 JD			1,000 1,000			
001-1300-513.23-30	DENTAL INSURANCE	2,381	2,478	2,204	3,689	2,946	743-
LEVEL	TEXT			TEXT AMT			
1	PER EMPLOYEE BUDGET 6-1-23			2,946 2,946			
001-1300-513.23-40	LT DISABILITY	4,151	4,856	4,617	5,843	6,177	334
LEVEL	TEXT			TEXT AMT			
1	PER EMPLOYEE BUDGET 6-1-23			6,177 6,177			
001-1300-513.23-60	BROKER & ADMIN FEES	2,360	3,335	2,943	4,349	3,193	1,156-
LEVEL	TEXT			TEXT AMT			
1	PER EMPLOYEE BUDGET 6-1-23			3,193 3,193			
001-1300-513.24-10	WORKER'S COMPENSATION	737	911	806	1,140	1,168	28
LEVEL	TEXT			TEXT AMT			
1	PER EMPLOYEE BUDGET 6-1-23			1,168 1,168			
001-1300-513.31-10	PROFESSIONAL SERVICES	0	1,500	0	620	0	620-
001-1300-513.40-10	TRAVEL & PER DIEM	0	2,946	2,651	5,880	7,330	1,450

CITY OF EDGEWATER
DEPARTMENT BUDGET

PREPARED 08/22/23, 10:44:30

ACCOUNT NUMBER	ACCOUNT DESCRIPTION	FY2021 Actuals	FY2022 Actuals	YTD FY2023 Actuals	FY2023 Budget	FY2024 Proposed	COMPARATIVE Variance
LEVEL	TEXT			TEXT AMT			
1	FGFOA CONFERENCE - FINANCE DIRECTOR			1,500			
	STATE MANDATES - FINANCE DIRECTOR AND MANAGER			500			
	VOLUSIA FLAGLER FGFO FINANCE DIRECTOR AND MANAGER			180			
	FGFOA SCHOOL OF ACCOUNTING-ACCOUNTANT			1,500			
	GFOA CONFERENCE - ACCOUNTING MANAGER			1,500			
	FAPPO WORKSHOP - PURCHASING SPECIALIST & BACK-UP			600			
	FAPPO CONFERENCE - PURCHASING SPECIALIST & BACK-UP			800			
	FABTO BTR TRAINING - BTR PRIMARY OR BACK-UP			750			
	ALL LINES REVIEW FOR PRELIM BV 06.06.2022			7,330			
001-1300-513.41-40	POSTAGE	4,210	2,687	2,756	3,500	2,900	600-
LEVEL	TEXT			TEXT AMT			
1	PRELIMINARY PER FINANCE JD 04-14-23			2,900			
				2,900			
001-1300-513.46-10	REPAIR & MAINTENANCE	359	200	157	1,050	1,050	0
LEVEL	TEXT			TEXT AMT			
1	CHECK FOLDER MAINTENANCE			200			
	CHECK PRINTING SOFTWARE MAINTENANCE			600			
	MISC HARDWARE REPAIRS			250			
				1,050			
001-1300-513.46-20	FLEET CHARGES	487	659	866	968	2,626	1,658
LEVEL	TEXT			TEXT AMT			
1	PRELIMINARY PER FINANCE JD 06-12-23			2,626			
				2,626			
001-1300-513.46-30	MACHINERY & EQUIPMENT	283	0	0	0	0	0
001-1300-513.47-10	PRINTING & BINDING	582	776	544	2,000	1,100	900-
LEVEL	TEXT			TEXT AMT			
1	TAX FORMS			200			
	BTR LICENCE			300			
	BTR LICENCE RENEWAL PRINTING			600			
				1,100			

CITY OF EDGEWATER
DEPARTMENT BUDGET

PREPARED 08/22/23, 10:44:30

ACCOUNT NUMBER	ACCOUNT DESCRIPTION	FY2021 Actuals	FY2022 Actuals	YTD FY2023 Actuals	FY2023 Budget	FY2024 Proposed	COMPARATIVE Variance
001-1300-513.47-20	COPIER	2,640	3,057	2,502	3,150	3,100	50-
LEVEL	TEXT			TEXT AMT			
1	COPIER SVC AND PRINTING ESTIMATE JD 4-11-23			3,100			
				3,100			
001-1300-513.48-10	PROMOTIONAL ACTIVITIES	195	14	0	600	1,000	400
LEVEL	TEXT			TEXT AMT			
1	PROMOTIONAL ITEMS (SHIRTS, TAGS, BUMPER STK, ETC)			1,000			
				1,000			
001-1300-513.49-10	OTHER CHARGES/OBLIGATIONS	100	138	11	350	350	0
LEVEL	TEXT			TEXT AMT			
1	NEW HIRE BACKGROUND			200			
	SAMS MEMBERSHIP			75			
	BJS MEMBERSHIP			75			
				350			
001-1300-513.51-10	OFFICE SUPPLIES	3,978	2,565	1,678	3,500	5,000	1,500
LEVEL	TEXT			TEXT AMT			
1	OFFICE SUPPLIES BV 06.12.2023			5,000			
				5,000			
001-1300-513.52-10	OPERATING SUPPLIES	11,815	13,177	442	7,600	4,600	3,000-
LEVEL	TEXT			TEXT AMT			
1	OTHER OPERATING SUPPLIES			2,000			
	NEW EQUIPMENT			1,700			
	WASP FIXED ASSET SOFTWARE UPGRADE			900			
				4,600			
001-1300-513.52-20	UNLEADED & DIESEL	96	200	286	492	408	84-
LEVEL	TEXT			TEXT AMT			
1	FUEL ESTIMATE 6-12-23 JD			408			
				408			
001-1300-513.52-30	UNIFORMS	375	8	990	1,000	1,000	0

CITY OF EDGEWATER
DEPARTMENT BUDGET

PREPARED 08/22/23, 10:44:30

ACCOUNT NUMBER	ACCOUNT DESCRIPTION	FY2021 Actuals	FY2022 Actuals	YTD FY2023 Actuals	FY2023 Budget	FY2024 Proposed	COMPARATIVE Variance
LEVEL	TEXT			TEXT AMT			
1	SHIRTS FOR STAFF BV 06.01.2023			1,000			
				1,000			
001-1300-513.54-10	BOOKS, PUBS, SUBS, & MEM	1,609	2,235	1,603	1,890	1,965	75
LEVEL	TEXT			TEXT AMT			
1	GFOA CERTIFICATE OF ACHIEVEMENT			550			
	FGFOA - ACCOUNTING STAFF (FIN DIR, ACT MGR, ACT)			150			
	VF FGFOA - FINANCE DIRECTOR, MANAGER, ACCOUNTANT			45			
	GFOA - FINANCE			225			
	NOTARY RENEWAL - CUSTOMER SERVICE REPS			200			
	FAPPO - PURCHASING SPECIALIST & BACK-UP			150			
	FABTO - PURCHASING SPECIALIST & FINANCE CLERK II			85			
	NIGP - NATTIONAL PURCHASING			190			
	NIGP - LOCAL PURCHASING			70			
	APA - PAYROLL ASSOCIATION MEMBERSHIP			300			
				1,965			
001-1300-513.54-20	EDUCATIONAL DEVELOPMENT	500	2,952	5,535	24,805	4,665	20,140-
LEVEL	TEXT			TEXT AMT			
1	FAPPO MEMBERSHIP - PURCHASING SPECIALIST & BACK-UP			250			
	FAPPO CONFERENCE - PURCHASING SPECIALIST & BACK-UP			700			
	FAPPO WORKSHOP - PURCHASING SPECIALIST & BACK-UP			150			
	NIGP CONTRACT ADMINISTRATION			265			
	PROFESSIONAL ACCREDITATION AND ENRICHMENT			1,100			
	FGFOA CONFERENCE FIN STAFF X 1 (DIR, MGR, ACT)			500			
	FGFOA SCHOOL OF GOVT FIN STAFF X 1 (DIR, MGR, ACT)			800			
	GFOA CONFERENCE FIN STAFF X 1 (DIR, MGR, ACT)			500			
	FABTO BTR TRAINING - BTR PRIMARY OR BACK-UP			400			
				4,665			
*		766,925	896,277	834,597	1,102,617	1,145,508	42,891
**	ACCOUNTING & CUSTOMER SVC	766,925	896,277	834,597	1,102,617	1,145,508	42,891
***	FINANCE	766,925	896,277	834,597	1,102,617	1,145,508	42,891

CITY OF EDGEWATER
DEPARTMENT BUDGET

PREPARED 08/22/23, 10:44:30

ACCOUNT NUMBER	ACCOUNT DESCRIPTION	FY2021 Actuals	FY2022 Actuals	YTD FY2023 Actuals	FY2023 Budget	FY2024 Proposed	COMPARATIVE Variance
COMMUNITY DEVELOPMENT PLANNING							
001-1510-515.12-10	REGULAR SALARIES	113,943	158,488	136,021	212,576	315,632	103,056
LEVEL	TEXT			TEXT AMT			
1	SALARIES PER EMPLOYEE BUDGET LESS: OVERTIME			315,798 166- 315,632			
001-1510-515.14-10	OVERTIME	80	134	1,085	1,416	166	1,250-
LEVEL	TEXT			TEXT AMT			
1	SALARIES PER EMPLOYEE BUDGET 4-20-23			166 166			
001-1510-515.15-30	CELL PHONE	659	659	408	654	654	0
LEVEL	TEXT			TEXT AMT			
1	PER EMPLOYEE BUDGET 6-1-23			654 654			
001-1510-515.21-10	FICA TAXES	6,986	10,196	8,402	11,631	18,373	6,742
LEVEL	TEXT			TEXT AMT			
1	PER EB 06.22.23			18,373 18,373			
001-1510-515.21-20	MEDICARE	1,634	2,384	1,965	2,720	4,297	1,577
LEVEL	TEXT			TEXT AMT			
1	PER EB 06.22.23			4,297 4,297			
001-1510-515.22-20	DCSE	12,802	20,872	16,444	22,465	35,959	13,494
LEVEL	TEXT			TEXT AMT			
1	PER EB 06.22.23			35,959 35,959			
001-1510-515.23-10	LIFE INS	461	763	565	860	1,378	518
LEVEL	TEXT			TEXT AMT			

CITY OF EDGEWATER
DEPARTMENT BUDGET

PREPARED 08/22/23, 10:44:30

ACCOUNT NUMBER	ACCOUNT DESCRIPTION	FY2021 Actuals	FY2022 Actuals	YTD FY2023 Actuals	FY2023 Budget	FY2024 Proposed	COMPARATIVE Variance
1	PER EB 06.22.23			1,378 1,378			
001-1510-515.23-20	GROUP MEDICAL INSURANCE	18,373	23,584	20,446	26,138	63,629	37,491
LEVEL	TEXT			TEXT AMT			
1	PER EB 06.22.23			63,629 63,629			
001-1510-515.23-21	HSA-EMPLOYER CONTRIBUTION	750	1,558	2,700	3,000	6,200	3,200
LEVEL	TEXT			TEXT AMT			
1	PER EB 06.22.23			6,200 6,200			
001-1510-515.23-22	HRA-EMPLOYER CONTRIBUTION	0	250	0	250	250	0
LEVEL	TEXT			TEXT AMT			
1	PER FINANCE ESTIMATE 6-7-23 JD			250 250			
001-1510-515.23-30	DENTAL INSURANCE	745	1,302	865	1,502	2,236	734
LEVEL	TEXT			TEXT AMT			
1	PER EB 06.22.23			2,236 2,236			
001-1510-515.23-40	LT DISABILITY	826	1,366	1,012	1,538	2,467	929
LEVEL	TEXT			TEXT AMT			
1	PER EB 06.22.23			2,467 2,467			
001-1510-515.23-50	YMCA MEMBERSHIP	127	127	89	126	126	0
LEVEL	TEXT			TEXT AMT			
1	PER EMPLOYEE BUDGET 6-1-23			126 126			
001-1510-515.23-60	BROKER & ADMIN FEES	469	777	645	706	716	10
LEVEL	TEXT			TEXT AMT			

CITY OF EDGEWATER
DEPARTMENT BUDGET

PREPARED 08/22/23, 10:44:30

ACCOUNT NUMBER	ACCOUNT DESCRIPTION	FY2021 Actuals	FY2022 Actuals	YTD FY2023 Actuals	FY2023 Budget	FY2024 Proposed	COMPARATIVE Variance
1	PER EMPLOYEE BUDGET 6-1-23			716 716			
001-1510-515.24-10	WORKER'S COMPENSATION	159	246	318	1,190	816	374-
LEVEL	TEXT			TEXT AMT			
1	PER EB 06.22.23			816 816			
001-1510-515.31-10	PROFESSIONAL SERVICES	78,650	153,950	158,941	433,880	355,000	78,880-
LEVEL	TEXT			TEXT AMT			
1	INVOICES FOR CONSULTING ENGINEERS/PLANNERS			90,000			
	SUBDIVISION INSPECTION SERVICES			200,000			
	MISC. REVIEW (TEDS, SURVEYORS)			65,000			
				355,000			
001-1510-515.34-10	OTHER CONTRACTUAL SERVICE	705	102	68	136	136	0
LEVEL	TEXT			TEXT AMT			
1	PEST CONTROL PER FINANCE JD 04-13-23			136 136			
001-1510-515.40-10	TRAVEL & PER DIEM	0	99	0	2,990	4,250	1,260
LEVEL	TEXT			TEXT AMT			
1	FAPA CONFERENCE			2,100			
	FPZA CONFERENCE			1,200			
	MISC. CONFERENCES AND TRAINING FOR CEUS/CREDITS			950			
				4,250			
001-1510-515.41-40	POSTAGE	279	108	445	500	200	300-
LEVEL	TEXT			TEXT AMT			
1	PRELIMINARY PER FINANCE JD 04-14-23			200 200			
001-1510-515.44-10	RENT	56	65	45	60	60	0
LEVEL	TEXT			TEXT AMT			
1	PER FINANCE - WATER COOLER RENTAL - JD 04-11-23			60 60			

CITY OF EDGEWATER
DEPARTMENT BUDGET

PREPARED 08/22/23, 10:44:30

ACCOUNT NUMBER	ACCOUNT DESCRIPTION	FY2021 Actuals	FY2022 Actuals	YTD FY2023 Actuals	FY2023 Budget	FY2024 Proposed	COMPARATIVE Variance
001-1510-515.46-10	REPAIR & MAINTENANCE	2,055	0	0	1,650	1,650	0
LEVEL 1	TEXT REPAIRS: FLOORING			TEXT AMT 1,650 1,650			
001-1510-515.47-10	PRINTING & BINDING	660	0	80	750	800	50
LEVEL 1	TEXT PROMOTIONAL MATERIALS			TEXT AMT 800 800			
001-1510-515.47-20	COPIER	4,555	5,356	4,836	5,100	5,400	300
LEVEL 1	TEXT COPIER SVC AND PRINTING ESTIMATE JD 4-11-23			TEXT AMT 5,400 5,400			
001-1510-515.49-10	OTHER CHARGES/OBLIGATIONS	4,582	3,262	1,900	7,750	7,000	750-
LEVEL 1	TEXT CLERK OF COURT/SIMPLIFILE - RECORDING FEES			TEXT AMT 7,000 7,000			
001-1510-515.51-10	OFFICE SUPPLIES	1,682	2,035	608	3,720	3,820	100
LEVEL 1	TEXT MISC OFFICE SUPPLIES INSPECTION BOOTS OFFICE FURNITURE			TEXT AMT 1,500 120 2,200 3,820			
001-1510-515.52-10	OPERATING SUPPLIES	466	154	265	3,750	5,750	2,000
LEVEL 1	TEXT PER FINANCE - BOTTLED WATER - JD 04-11-23 TONER CARTRIDGES TONER DELIVERY MISC. ITEMS FOR DEPARTMENT			TEXT AMT 280 1,675 555 3,240 5,750			

CITY OF EDGEWATER
DEPARTMENT BUDGET

PREPARED 08/22/23, 10:44:30

ACCOUNT NUMBER	ACCOUNT DESCRIPTION	FY2021 Actuals	FY2022 Actuals	YTD FY2023 Actuals	FY2023 Budget	FY2024 Proposed	COMPARATIVE Variance
001-1510-515.54-10	BOOKS, PUBS, SUBS, & MEM	821	145	0	3,000	3,150	150
LEVEL	TEXT						
1	MISC BOOK, PUBLICATION AND MEMBERSHIPS						
001-1510-515.54-20	EDUCATIONAL DEVELOPMENT	0	1,550	155	2,700	2,700	0
LEVEL	TEXT						
1	MISC. E.G. PLANNING SEMINARS FOR CEUS						
*		252,525	389,532	358,308	752,758	842,815	90,057
**	PLANNING	252,525	389,532	358,308	752,758	842,815	90,057

CITY OF EDGEWATER
DEPARTMENT BUDGET

PREPARED 08/22/23, 10:44:30

ACCOUNT NUMBER	ACCOUNT DESCRIPTION	FY2021 Actuals	FY2022 Actuals	YTD FY2023 Actuals	FY2023 Budget	FY2024 Proposed	COMPARATIVE Variance
BUILDING 001-1530-515.12-10	REGULAR SALARIES	217,754	263,179	270,463	319,838	390,341	70,503
LEVEL 1	TEXT SALARIES PER EMPLOYEE BUDGET LESS BUILDING OFFICIAL PAID FROM CONTRACT SERVICES LESS: OVERTIME			TEXT AMT 519,842 128,981- 520- 390,341			
001-1530-515.13-10	OTHER SALARIES	691	1,209	623	1,200	1,200	0
LEVEL 1	TEXT SALARIES PER EMPLOYEE BUDGET			TEXT AMT 1,200 1,200			
001-1530-515.14-10	OVERTIME	171	430	172	1,082	520	562-
LEVEL 1	TEXT SALARIES PER EMPLOYEE BUDGET 4-20-23			TEXT AMT 520 520			
001-1530-515.15-30	CELL PHONE	830	829	590	963	823	140-
LEVEL 1	TEXT PER EMPLOYEE BUDGET 6-1-23			TEXT AMT 823 823			
001-1530-515.15-60	BOOT ALLOWANCE	150	150	175	500	750	250
LEVEL 1	TEXT INSPECTOR BOOTS			TEXT AMT 750 750			
001-1530-515.21-10	FICA TAXES	13,477	15,770	16,407	20,327	22,474	2,147
LEVEL 1	TEXT PER EMPLOYEE BUDGET 6-1-23			TEXT AMT 22,474 22,474			
001-1530-515.21-20	MEDICARE	3,152	3,688	3,837	4,754	5,256	502
LEVEL	TEXT			TEXT AMT			

CITY OF EDGEWATER
DEPARTMENT BUDGET

PREPARED 08/22/23, 10:44:30

ACCOUNT NUMBER	ACCOUNT DESCRIPTION	FY2021 Actuals	FY2022 Actuals	YTD FY2023 Actuals	FY2023 Budget	FY2024 Proposed	COMPARATIVE Variance
1	PER EMPLOYEE BUDGET 6-1-23			5,256 5,256			
001-1530-515.22-20	DCSE	25,481	30,686	31,660	39,444	44,998	5,554
LEVEL	TEXT			TEXT AMT			
1	PER EMPLOYEE BUDGET 6-1-23			44,998 44,998			
001-1530-515.23-10	LIFE INS	909	1,130	1,097	1,392	1,722	330
LEVEL	TEXT			TEXT AMT			
1	PER EMPLOYEE BUDGET 6-1-23			1,722 1,722			
001-1530-515.23-20	GROUP MEDICAL INSURANCE	43,200	47,308	51,020	65,593	85,545	19,952
LEVEL	TEXT			TEXT AMT			
1	PER EMPLOYEE BUDGET 6-1-23			85,545 85,545			
001-1530-515.23-21	HSA-EMPLOYER CONTRIBUTION	1,008	1,675	3,500	4,200	4,950	750
LEVEL	TEXT			TEXT AMT			
1	PER EMPLOYEE BUDGET 6-1-23			4,950 4,950			
001-1530-515.23-22	HRA-EMPLOYER CONTRIBUTION	0	0	0	750	750	0
LEVEL	TEXT			TEXT AMT			
1	PER FINANCE ESTIMATE 6-7-23 JD			750 750			
001-1530-515.23-30	DENTAL INSURANCE	911	1,230	1,498	1,883	2,262	379
LEVEL	TEXT			TEXT AMT			
1	PER EMPLOYEE BUDGET 6-1-23			2,262 2,262			
001-1530-515.23-40	LT DISABILITY	1,626	2,022	1,964	2,437	3,082	645
LEVEL	TEXT			TEXT AMT			

CITY OF EDGEWATER
DEPARTMENT BUDGET

PREPARED 08/22/23, 10:44:30

ACCOUNT NUMBER	ACCOUNT DESCRIPTION	FY2021 Actuals	FY2022 Actuals	YTD FY2023 Actuals	FY2023 Budget	FY2024 Proposed	COMPARATIVE Variance
1	PER EMPLOYEE BUDGET 6-1-23			3,082 3,082			
001-1530-515.23-50	YMCA MEMBERSHIP	42	42	30	42	42	0
LEVEL	TEXT			TEXT AMT			
1	YMCA MEMBERSHIPS			42 42			
001-1530-515.23-60	BROKER & ADMIN FEES	1,093	1,487	1,518	2,193	1,412	781-
LEVEL	TEXT			TEXT AMT			
1	PER EMPLOYEE BUDGET 6-1-23			1,412 1,412			
001-1530-515.24-10	WORKER'S COMPENSATION	2,444	3,326	3,544	4,935	5,363	428
LEVEL	TEXT			TEXT AMT			
1	PER EMPLOYEE BUDGET 6-1-23			5,363 5,363			
001-1530-515.31-10	PROFESSIONAL SERVICES	167,610	205,121	132,049	299,164	338,981	39,817
LEVEL	TEXT			TEXT AMT			
1	BLDG DEPT INSPECTION SUPPORT CHIEF BLDG OFFICIAL CONTRACT EB 5/8/23			210,000 128,981 338,981			
001-1530-515.34-10	OTHER CONTRACTUAL SERVICE	339	102	68	386	386	0
LEVEL	TEXT			TEXT AMT			
1	PEST CONTROL PER FINANCE JD 04-13-23 OTHER SERVICES			136 250 386			
001-1530-515.40-10	TRAVEL & PER DIEM	0	0	503	2,500	2,500	0
LEVEL	TEXT			TEXT AMT			
1	TRAVEL FOR VARIOUS CONFERENCES AND CLASSES			2,500 2,500			
001-1530-515.41-15	CELLULAR	866	1,265	1,082	1,235	1,308	73

CITY OF EDGEWATER
DEPARTMENT BUDGET

PREPARED 08/22/23, 10:44:30

ACCOUNT NUMBER	ACCOUNT DESCRIPTION	FY2021 Actuals	FY2022 Actuals	YTD FY2023 Actuals	FY2023 Budget	FY2024 Proposed	COMPARATIVE Variance
LEVEL 1	TEXT PER FINANCE ESTIMATE 03.31.23 JD			TEXT AMT 1,308 1,308			
001-1530-515.41-40	POSTAGE	86	35	10	100	50	50-
LEVEL 1	TEXT PRELIMINARY PER FINANCE JD 04-14-23			TEXT AMT 50 50			
001-1530-515.46-10	REPAIR & MAINTENANCE	255	26	0	145	145	0
LEVEL 1	TEXT OTHER REPAIRS			TEXT AMT 145 145			
001-1530-515.46-20	FLEET CHARGES	2,554	2,338	2,550	2,868	8,752	5,884
LEVEL 1	TEXT PRELIMINARY PER FINANCE JD 06-12-23			TEXT AMT 8,752 8,752			
001-1530-515.47-10	PRINTING & BINDING	280	150	60	500	500	0
LEVEL 1	TEXT PRELIMINARY PER FINANCE			TEXT AMT 500 500			
001-1530-515.49-10	OTHER CHARGES/OBLIGATIONS	3,050	5,320	157	840	0	840-
001-1530-515.51-10	OFFICE SUPPLIES	385	2,869	2,205	3,000	3,500	500
LEVEL 1	TEXT PERMIT STOCK, INSPECTION CARDS, ETC.			TEXT AMT 3,500 3,500			
001-1530-515.52-10	OPERATING SUPPLIES	1,622	414	533	7,605	16,255	8,650
LEVEL 1	TEXT PER FINANCE - BOTTLED WATER - JD 04-11-23			TEXT AMT 280			

CITY OF EDGEWATER
DEPARTMENT BUDGET

PREPARED 08/22/23, 10:44:30

ACCOUNT NUMBER	ACCOUNT DESCRIPTION	FY2021 Actuals	FY2022 Actuals	YTD FY2023 Actuals	FY2023 Budget	FY2024 Proposed	COMPARATIVE Variance
	MISC SUPPLIES			1,475			
	BUILDING SOFTWARE			14,500			
				16,255			
001-1530-515.52-20	UNLEADED & DIESEL	2,541	3,783	3,413	5,758	4,462	1,296-
LEVEL	TEXT			TEXT AMT			
1	FUEL ESTIMATE 6-12-23 JD			4,462			
				4,462			
001-1530-515.52-30	UNIFORMS	425	0	0	950	1,400	450
LEVEL	TEXT			TEXT AMT			
1	STAFF UNIFORMS			1,400			
				1,400			
001-1530-515.54-10	BOOKS, PUBS, SUBS, & MEM	950	289	434	3,450	3,450	0
LEVEL	TEXT			TEXT AMT			
1	ANNUAL MEMBERSHIP DUES AND REVISED CODE BOOKS			3,450			
				3,450			
001-1530-515.54-20	EDUCATIONAL DEVELOPMENT	0	1,521	2,625	9,100	9,950	850
LEVEL	TEXT			TEXT AMT			
1	FLORIDA FLOODPLAIN MANAGERS ASSOC TRAINING CONFEREN			1,750			
	BOAF EDUCATIONAL CONFERENCE (CEU'S)			2,200			
	INSPECTOR CROSS TRAINING CLASSES			2,500			
	FL INSPECTOR APPRENTICE PROGRAM			3,500			
				9,950			
*		493,902	597,394	533,787	809,134	963,129	153,995
001-1530-580.64-20	MOTOR VEHICLES	0	24,719	0	0	0	0
*		0	24,719	0	0	0	0
001-1530-581.05-01	MIS	77,964	77,964	64,970	77,964	53,667	24,297-
LEVEL	TEXT			TEXT AMT			
1	BUILDING DEPT IT ALLOCATION 5-12-23			37,334			
	SELECTRON 5/12/23			16,333			
				53,667			
*		77,964	77,964	64,970	77,964	53,667	24,297-

CITY OF EDGEWATER
DEPARTMENT BUDGET

PREPARED 08/22/23, 10:44:30

ACCOUNT NUMBER	ACCOUNT DESCRIPTION	FY2021 Actuals	FY2022 Actuals	YTD FY2023 Actuals	FY2023 Budget	FY2024 Proposed	COMPARATIVE Variance
**	BUILDING	571,866	700,077	598,757	887,098	1,016,796	129,698
***	COMMUNITY DEVELOPMENT	824,391	1,089,609	957,065	1,639,856	1,859,611	219,755

CITY OF EDGEWATER
DEPARTMENT BUDGET

PREPARED 08/22/23, 10:44:30

ACCOUNT NUMBER	ACCOUNT DESCRIPTION	FY2021 Actuals	FY2022 Actuals	YTD FY2023 Actuals	FY2023 Budget	FY2024 Proposed	COMPARATIVE Variance
PERSONNEL							
PERSONNEL							
001-1700-513.12-10	REGULAR SALARIES	185,072	200,554	173,320	229,383	277,701	48,318
LEVEL	TEXT						
1	SALARIES PER EMPLOYEE BUDGET						
	LESS: OVERTIME						
				277,930			
				229-			
				277,701			
001-1700-513.14-10	OVERTIME	210	217	187	270	229	41-
LEVEL	TEXT						
1	SALARIES PER EMPLOYEE BUDGET 4-20-23						
						229	
						229	
001-1700-513.15-30	CELL PHONE	1,107	1,106	824	1,103	1,098	5-
LEVEL	TEXT						
1	PER EMPLOYEE BUDGET 6-1-23						
						1,098	
						1,098	
001-1700-513.21-10	SOCIAL SECURITY	11,271	12,227	10,586	13,531	15,938	2,407
LEVEL	TEXT						
1	PER EB 06.22.23						
						15,938	
						15,938	
001-1700-513.21-20	MEDICARE	2,636	2,860	2,476	3,166	3,727	561
LEVEL	TEXT						
1	PER EB 06.22.23						
						3,727	
						3,727	
001-1700-513.22-10	RETIREMENT CONTRIBUTIONS	17,726	19,106	16,907	20,933	22,188	1,255
LEVEL	TEXT						
1	PER EMPLOYEE BUDGET 6-1-23						
						22,188	
						22,188	
001-1700-513.22-20	DCSE	9,142	10,192	8,674	10,992	15,800	4,808
LEVEL	TEXT						

CITY OF EDGEWATER
DEPARTMENT BUDGET

PREPARED 08/22/23, 10:44:30

ACCOUNT NUMBER	ACCOUNT DESCRIPTION	FY2021 Actuals	FY2022 Actuals	YTD FY2023 Actuals	FY2023 Budget	FY2024 Proposed	COMPARATIVE Variance
1	PER EB 06.22.23			15,800 15,800			
001-1700-513.23-10	LIFE INS	822	900	731	990	1,199	209
LEVEL	TEXT			TEXT AMT			
1	PER EB 06.22.23			1,199 1,199			
001-1700-513.23-20	GROUP MEDICAL INSURANCE	38,550	38,376	28,141	39,988	60,371	20,383
LEVEL	TEXT			TEXT AMT			
1	PER EMPLOYEE BUDGET 6-1-23			60,371 60,371			
001-1700-513.23-21	HSA-EMPLOYER CONTRIBUTION	1,700	1,700	2,567	2,600	4,850	2,250
LEVEL	TEXT			TEXT AMT			
1	PER EMPLOYEE BUDGET 6-1-23			4,850 4,850			
001-1700-513.23-22	HRA-EMPLOYER CONTRIBUTION	140	250	750	750	500	250-
LEVEL	TEXT			TEXT AMT			
1	PER FINANCE ESTIMATE 6-7-23 JD			500 500			
001-1700-513.23-30	DENTAL INSURANCE	1,536	1,560	1,121	1,716	2,109	393
LEVEL	TEXT			TEXT AMT			
1	PER EMPLOYEE BUDGET 6-1-23			2,109 2,109			
001-1700-513.23-40	LT DISABILITY	1,472	1,610	1,308	1,754	2,146	392
LEVEL	TEXT			TEXT AMT			
1	PER EB 06.22.23			2,146 2,146			
001-1700-513.23-60	BROKER & ADMIN FEES	1,008	1,221	855	1,202	1,243	41
LEVEL	TEXT			TEXT AMT			

CITY OF EDGEWATER
DEPARTMENT BUDGET

PREPARED 08/22/23, 10:44:30

ACCOUNT NUMBER	ACCOUNT DESCRIPTION	FY2021 Actuals	FY2022 Actuals	YTD FY2023 Actuals	FY2023 Budget	FY2024 Proposed	COMPARATIVE Variance
1	PER FINANCE ESTIMATE 4.17.23 JD			1,243 1,243			
001-1700-513.24-10	WORKER'S COMPENSATION	259	299	243	336	391	55
LEVEL	TEXT			TEXT AMT			
1	PER EB 06.22.23			391 391			
001-1700-513.40-10	TRAVEL & PER DIEM	1,025	2,316	189	2,750	2,750	0
LEVEL	TEXT			TEXT AMT			
1	FPHRA CONFERENCE HOTEL (\$185 X 5 X 2 EE'S)			1,850			
	FPHRA CONFERNENCE MEALS (\$150 X 2)			300			
	MISC HR MEETINGS			600			
				2,750			
001-1700-513.41-40	POSTAGE	62	92	114	130	300	170
LEVEL	TEXT			TEXT AMT			
1	PRELIMINARY PER FINANCE JD 04-14-23			300 300			
001-1700-513.47-10	PRINTING & BINDING	1,081	1,349	1,124	1,550	1,550	0
LEVEL	TEXT			TEXT AMT			
1	HR FORMS			350			
	COPIER LEASE			720			
	COPIER USAGE			480			
				1,550			
001-1700-513.48-10	PROMOTIONAL ACTIVITIES	7,535	3,598	1,124	6,450	6,450	0
LEVEL	TEXT			TEXT AMT			
1	BENEFITS FAIR (FOOD TRUCK AND GIVEAWAYS)			2,400			
	ANNUAL LUNCHEON			1,300			
	RETIREMENT RECOGNITION			750			
	CHRISTMAS BREAKFAST (CITY COUNCIL)			2,000			
				6,450			
001-1700-513.49-10	OTHER CHARGES/OBLIGATIONS	200	1,994	37	4,525	4,280	245-
LEVEL	TEXT			TEXT AMT			

CITY OF EDGEWATER
DEPARTMENT BUDGET

PREPARED 08/22/23, 10:44:30

ACCOUNT NUMBER	ACCOUNT DESCRIPTION	FY2021 Actuals	FY2022 Actuals	YTD FY2023 Actuals	FY2023 Budget	FY2024 Proposed	COMPARATIVE Variance
1	CDL DRUG TESTING (\$45.00 X 21)			945			
	CDL ALCOHOL TESING (\$35.00 X 6)			210			
	CDL-CLEARINGHOUSE-\$1.25X100 PER QUERY FOR LIMITED			125			
	DRIVERS LICENSE CHECKS CITYWIDE (\$10.02 X 250)			2,500			
	MISC			500			
				4,280			
001-1700-513.51-10	OFFICE SUPPLIES	493	796	664	1,200	1,200	0
LEVEL	TEXT			TEXT AMT			
1	MISC OFFICE SUPPLIES			1,200			
				1,200			
001-1700-513.52-10	OPERATING SUPPLIES	1,497	106	71	2,450	2,450	0
LEVEL	TEXT			TEXT AMT			
1	CHAIR FOR HR DEPARTMENT			750			
	MISC OPERATING SUPPLIES			200			
	DESK			1,500			
				2,450			
001-1700-513.54-10	BOOKS, PUBS, SUBS, & MEM	135	135	335	335	300	35-
LEVEL	TEXT			TEXT AMT			
1	FPHRA MEMBERSHIP (\$100 X 3)			300			
				300			
001-1700-513.54-20	EDUCATIONAL DEVELOPMENT	1,201	875	525	2,460	2,550	90
LEVEL	TEXT			TEXT AMT			
1	FPHRA CONFERENCE (\$525 X 2)			1,050			
	MISC HR STAFF TRAINING/EDUCATION			1,500			
				2,550			
*		285,880	303,439	252,873	350,564	431,320	80,756
**	PERSONNEL	285,880	303,439	252,873	350,564	431,320	80,756
***	PERSONNEL	285,880	303,439	252,873	350,564	431,320	80,756

CITY OF EDGEWATER
DEPARTMENT BUDGET

PREPARED 08/22/23, 10:44:30

ACCOUNT NUMBER	ACCOUNT DESCRIPTION	FY2021 Actuals	FY2022 Actuals	YTD FY2023 Actuals	FY2023 Budget	FY2024 Proposed	COMPARATIVE Variance
POLICE ADMIN							
001-2110-521.12-10	REGULAR SALARIES	414,330	451,655	399,541	512,524	549,014	36,490
LEVEL 1	TEXT SALARIES PER EMPLOYEE BUDGET LESS: OVERTIME			TEXT AMT 558,332 9,318- 549,014			
001-2110-521.13-10	OTHER SALARIES	6,013	6,923	4,954	6,960	6,480	480-
LEVEL 1	TEXT EDUCATIONAL INCENTIVE STATE FUNDING/INCENTIVE			TEXT AMT 1,800 4,680 6,480			
001-2110-521.14-10	OVERTIME	9,538	4,640	7,082	15,184	9,318	5,866-
LEVEL 1	TEXT SALARIES PER EMPLOYEE BUDGET 8-21-23			TEXT AMT 9,318 9,318			
001-2110-521.15-30	CELL PHONE	2,968	2,648	1,585	2,632	2,040	592-
LEVEL 1	TEXT PER EMPLOYEE BUDGET 6-1-23			TEXT AMT 2,040 2,040			
001-2110-521.15-60	BOOT ALLOWANCE	450	300	168	200	0	200-
001-2110-521.21-10	FICA TAXES	26,375	28,408	25,138	31,858	34,411	2,553
LEVEL 1	TEXT PER EB 08.21.23			TEXT AMT 34,411 34,411			
001-2110-521.21-20	MEDICARE	6,168	6,644	5,879	7,451	8,048	597
LEVEL 1	TEXT PER EB 08.21.23			TEXT AMT 8,048 8,048			

CITY OF EDGEWATER
DEPARTMENT BUDGET

PREPARED 08/22/23, 10:44:30

ACCOUNT NUMBER	ACCOUNT DESCRIPTION	FY2021 Actuals	FY2022 Actuals	YTD FY2023 Actuals	FY2023 Budget	FY2024 Proposed	COMPARATIVE Variance
001-2110-521.22-10	RETIREMENT CONTRIBUTIONS	161,084	168,010	138,101	174,196	169,837	4,359-
LEVEL	TEXT			TEXT AMT			
1	PER EB 08.21.23			169,837			
				169,837			
001-2110-521.22-20	DCSE	14,680	15,866	11,691	19,059	23,279	4,220
LEVEL	TEXT			TEXT AMT			
1	PER EMPLOYEE BUDGET 8-21-23			23,279			
				23,279			
001-2110-521.23-10	LIFE INS	1,802	1,971	1,584	2,253	2,421	168
LEVEL	TEXT			TEXT AMT			
1	PER EB 08.21.23			2,421			
				2,421			
001-2110-521.23-20	GROUP MEDICAL INSURANCE	97,988	87,002	69,558	103,539	114,929	11,390
LEVEL	TEXT			TEXT AMT			
1	PER EB 08.21.23			114,929			
				114,929			
001-2110-521.23-21	HSA-EMPLOYER CONTRIBUTION	2,908	3,400	3,583	8,600	4,850	3,750-
LEVEL	TEXT			TEXT AMT			
1	PER EB 06.22.23			4,850			
				4,850			
001-2110-521.23-22	HRA-EMPLOYER CONTRIBUTION	209	0	0	750	750	0
LEVEL	TEXT			TEXT AMT			
1	PER FINANCE ESTIMATE 6-7-23 JD			750			
				750			
001-2110-521.23-25	LINE OF DUTY	93,724	85,317	65,695	87,919	85,319	2,600-
LEVEL	TEXT			TEXT AMT			
1	HEALTH COVERAGE ADAM BURRIS			10,133			
	HEALTH COVERAGE CHRIS DEROSA			10,133			

CITY OF EDGEWATER
DEPARTMENT BUDGET

PREPARED 08/22/23, 10:44:30

ACCOUNT NUMBER	ACCOUNT DESCRIPTION	FY2021 Actuals	FY2022 Actuals	YTD FY2023 Actuals	FY2023 Budget	FY2024 Proposed	COMPARATIVE Variance
	HEALTH COVERAGE GARY MCELROY			10,133			
	HEALTH COVERAGE MARTY MILES			10,133			
	HEALTH COVERAGE JOHN TARR			10,133			
	HEALTH COVERAGE LARRY WESTFALL			17,327			
	HEALTH COVERAGE JOANNE WINSTON			17,327			
				85,319			
001-2110-521.23-30	DENTAL INSURANCE	3,321	3,299	2,622	4,062	4,007	55-
LEVEL	TEXT			TEXT AMT			
1	PER EB 06.22.23			4,007			
				4,007			
001-2110-521.23-40	LT DISABILITY	3,225	3,526	2,835	4,031	4,333	302
LEVEL	TEXT			TEXT AMT			
1	PER EB 08.21.23			4,333			
				4,333			
001-2110-521.23-60	BROKER & ADMIN FEES	4,756	5,209	3,949	4,636	4,794	158
LEVEL	TEXT			TEXT AMT			
1	PER FINANCE ESTIMATE 4.17.23 JD			4,794			
				4,794			
001-2110-521.24-10	WORKER'S COMPENSATION	8,789	10,827	8,939	12,038	11,804	234-
LEVEL	TEXT			TEXT AMT			
1	PER EB 08.21.23			11,804			
				11,804			
001-2110-521.34-10	OTHER CONTRACTUAL SERVICE	570	655	577	35,312	655	34,657-
LEVEL	TEXT			TEXT AMT			
1	PEST CONTROL PER FINANCE JD 04-13-23			655			
				655			
001-2110-521.40-10	TRAVEL & PER DIEM	3,934	1,490	4,725	8,900	13,850	4,950
LEVEL	TEXT			TEXT AMT			
1	FPCA CONFERENCE SUMMER - CHIEF			1,700			
	FPCA CONFERENCE SUMMER- CAPTAIN			1,700			

CITY OF EDGEWATER
DEPARTMENT BUDGET

PREPARED 08/22/23, 10:44:30

ACCOUNT NUMBER	ACCOUNT DESCRIPTION	FY2021 Actuals	FY2022 Actuals	YTD FY2023 Actuals	FY2023 Budget	FY2024 Proposed	COMPARATIVE Variance
	PIO/MEDIA TRAINING - ADMINISTRATIVE SERGEANT			1,000			
	RECORDS STAFF TRAINING			750			
	ACCREDITATION TRAINING			1,000			
	FPCA CONFERENCE WINTER - CHIEF			1,700			
	FPCA CONFERENCE WINTER - CAPTAIN			1,700			
	FBI ACADEMY CONFERENCE - CHIEF			1,500			
	FBI NATIONAL ACADEMY - CAPTAIN			1,500			
	VOLUSIA LEAGUE OF CITIES DINNER			300			
	FPCA ADMINISTRATIVE ASSISTANT			1,000			
				13,850			
001-2110-521.41-15	CELLULAR	533	3,542	1,623	2,165	2,200	35
LEVEL	TEXT			TEXT AMT			
1	PER FINANCE ESTIMATE 03.31.23 JD			2,200			
				2,200			
001-2110-521.41-40	POSTAGE	628	911	408	1,000	1,000	0
LEVEL	TEXT			TEXT AMT			
1	PRELIMINARY PER FINANCE JD 04-14-23			1,000			
				1,000			
001-2110-521.44-20	OPERATING LEASES	144	156	72	144	160	16
LEVEL	TEXT			TEXT AMT			
1	PER FINANCE - WATER COOLER RENTAL - JD 04-11-23			160			
				160			
001-2110-521.46-10	REPAIR & MAINTENANCE	28,276	28,577	32,350	46,696	33,370	13,326-
LEVEL	TEXT			TEXT AMT			
1	REPLACEMENT/REFILL FIRE EXTINGUISHERS JD 4-12-23			120			
	EXTERIOR SIGNS			1,500			
	INTERIOR SIGNS			1,500			
	GENERATOR PREVENTATIVE MAINTENANCE			400			
	FLOOR MATS			750			
	PD FLOORING			10,000			
	MEETING SPEAKERS			1,500			
	AC/ELECTRICAL/PLUMBING REPAIRS			5,000			
	BRIEFING ROOM FURNITURE			3,000			
	OFFICE FURNITURE			5,000			
	ASHPALT REPAIR/SEALING PD PARKING LOT			2,000			
	FIRE EXTINGUISHER ANNUAL FEE JD 4-27-22			100			

CITY OF EDGEWATER
DEPARTMENT BUDGET

PREPARED 08/22/23, 10:44:30

ACCOUNT NUMBER	ACCOUNT DESCRIPTION	FY2021 Actuals	FY2022 Actuals	YTD FY2023 Actuals	FY2023 Budget	FY2024 Proposed	COMPARATIVE Variance
	BUILDING INTERIOR PAINT			2,500 33,370			
001-2110-521.47-10	PRINTING & BINDING	426	1,400	1,354	3,650	3,750	100
LEVEL	TEXT			TEXT AMT			
1	CITY ORDINANCE VIOLATION BOOKS - 50 BOOKS			200			
	BUSINESS CARDS			500			
	NAME TAGS AND PLATES			300			
	PROPERTY / EVIDENCE NOTIFICATION CARDS			500			
	TRESPASS/TOW SHEEET / NTA			500			
	RECRUITMENT MATERIALS			500			
	SPECIAL EVENT FLYERS			750			
	RECORDS EQUIPMENT SUPPLIES			500			
				3,750			
001-2110-521.47-20	COPIER	2,485	2,848	2,357	2,800	2,900	100
LEVEL	TEXT			TEXT AMT			
1	COPIER SVC AND PRINTING ESTIMATE JD 4-11-23			2,900			
				2,900			
001-2110-521.48-10	PROMOTIONAL ACTIVITIES	8,607	16,973	21,476	29,100	22,100	7,000-
LEVEL	TEXT			TEXT AMT			
1	CRIME STOPPERS BANQUET			1,500			
	ANNUAL AWARDS BANQUET			4,000			
	VICTIM ADVOCATE BREAKFAST			300			
	CHRISTMAS PARADE			500			
	FISHING WITH THE POLICE EVENT			500			
	NATIONAL NIGHT OUT EVENT			1,000			
	COMMUNITY BBQ			1,000			
	CITIZENS ACADEMY			4,000			
	TRUNK OR TREAT			300			
	AUTISM AWARENESS PATCHES/VEHICLE LOGOS			2,000			
	BREAST CANCER AWARENESS PATCHES/VEHICLE WRAP			2,000			
	EPD PROMOTIONAL T-SHIRTS/PATCHES/AND MISC. ITEMS			2,000			
	EVENT TENTS			1,500			
	PROMOTIONAL ITEMS			1,500			
				22,100			
001-2110-521.49-10	OTHER CHARGES/OBLIGATIONS	42,591	49,062	52,039	55,975	99,890	43,915
LEVEL	TEXT			TEXT AMT			

CITY OF EDGEWATER
DEPARTMENT BUDGET

PREPARED 08/22/23, 10:44:30

ACCOUNT NUMBER	ACCOUNT DESCRIPTION	FY2021 Actuals	FY2022 Actuals	YTD FY2023 Actuals	FY2023 Budget	FY2024 Proposed	COMPARATIVE Variance
1	LEXIS NEXIS/IYETEK SUBSCRIPTION			1,800			
	EMPLOYEE SCREENING / HEPATITIS SHOTS			4,000			
	GUN DESTRUCT			1,500			
	EVIDENCE.COM (CAMERA VIDEO STORAGE)			24,000			
	PROMOTIONAL EXAM			2,400			
	ROCIC SUPPORT			300			
	FINDR SOFTWARE			2,500			
	RANGE INTERNET SERVICE (35*12)			420			
	3SI ANNUAL RENEWAL			220			
	IA PRO WEB BASED SOFTWARE			4,500			
	EVIDENCE.COM ENHANCEMENTS			13,000			
	DMS SOFTWARE MAINTENANCE (ACCREDITATION/TRAINING)			4,900			
	ADVOCATE SOFTWARE MAINTENANCE (CAROLINA CRISIS)			400			
	RAPID ID SOFTWARE MAINTENANCE (CROSSMATCH)			800			
	FINDER SOFTWARE ANNUAL MAINTENANCE			2,500			
	TLO INVESTIGATION DATABASE			1,100			
	LEFTA SOFTWARE MAINTENANCE			650			
	K9 SOFTWARE			500			
	ACCREDITATION FEES			650			
	BRINC			500			
	TRAFFIC COMPLAINT SOFTWARE RECURRING			250			
	NEW AXON/EVIDENCE.COM DETECTIVE INTERVIEW ROOM			24,000			
	GRAY KEY CELL PHONE SOFTWARE			5,000			
	CLEAR VIEW AI SOFTWARE			4,000			
				99,890			
001-2110-521.51-10	OFFICE SUPPLIES	3,531	5,023	4,193	5,000	5,000	0
LEVEL	TEXT			TEXT AMT			
1	MISCELLANEOUS OFFICE SUPPLIES			5,000			
				5,000			
001-2110-521.52-10	OPERATING SUPPLIES	5,647	6,476	6,418	15,082	16,280	1,198
LEVEL	TEXT			TEXT AMT			
1	MISCELLANEOUS SUPPLIES (LIGHT BULBS, ETC)			350			
	JANITORIAL SUPPLIES (SANITIZER, JAIL CLEANING)			1,100			
	ACCREDITATION SUPPLIES (FIRST AID, ETC)			700			
	DOOR SECURITY KEYS AND CARDS			450			
	PER FINANCE - BOTTLED WATER - JD 04-27-22			530			
	VEHICLE SANITATION/STERILIZATION			2,500			
	PERSONAL PROTECTIVE EQUIPMENT			3,000			
	COMPUTER MONITORS			1,000			
	IDENTIFICATION CARDS			900			
	CONDOLENCE ITEMS			750			
	ICE MACHINE (RANGE)			5,000			

CITY OF EDGEWATER
DEPARTMENT BUDGET

PREPARED 08/22/23, 10:44:30

ACCOUNT NUMBER	ACCOUNT DESCRIPTION	FY2021 Actuals	FY2022 Actuals	YTD FY2023 Actuals	FY2023 Budget	FY2024 Proposed	COMPARATIVE Variance
				16,280			
001-2110-521.52-20	UNLEADED & DIESEL	0	7,827	2,055	2,600	3,030	430
LEVEL	TEXT			TEXT AMT			
1	FUEL ESTIMATE 6-12-23 JD			3,030			
				3,030			
001-2110-521.52-30	UNIFORMS	1,003	150	370	1,000	2,000	1,000
LEVEL	TEXT			TEXT AMT			
1	SHIRTS/JACKETS FOR ADMINISTRATIVE STAFF			2,000			
				2,000			
001-2110-521.54-10	BOOKS, PUBS, SUBS, & MEM	1,126	802	1,382	1,625	1,675	50
LEVEL	TEXT			TEXT AMT			
1	LAW ENFORCEMENT HANDBOOKS (5 * \$35)			175			
	VOLUSIA COUNTY POLICE CHIEFS ASSOCIATION			200			
	FLORIDA POLICE CHIEFS ASSOCIATION			400			
	INTERNATIONAL ASSOC OF CHIEFS OF POLICE			150			
	SWAT/K9/CVSA ASSOCIATION			400			
	SPI/FBI MEMBERSHIP			300			
	FAHN ASSOCIATION			50			
				1,675			
001-2110-521.54-20	EDUCATIONAL DEVELOPMENT	4,357	3,227	2,432	12,875	14,875	2,000
LEVEL	TEXT			TEXT AMT			
1	ADMINISTRATIVE TRAINING			1,200			
	ADVANCED TRAINING/COLLEGE COURSES			3,000			
	FBI/SPI TRAINING			1,800			
	FLA-PAC			175			
	FAIR/IMPARTIAL POLICING COURSE			6,000			
	FORCE SCIENCE COURSE			2,700			
				14,875			
*		962,186	1,014,764	886,735	1,221,816	1,258,369	36,553
**	ADMIN	962,186	1,014,764	886,735	1,221,816	1,258,369	36,553

CITY OF EDGEWATER
DEPARTMENT BUDGET

PREPARED 08/22/23, 10:44:30

ACCOUNT NUMBER	ACCOUNT DESCRIPTION	FY2021 Actuals	FY2022 Actuals	YTD FY2023 Actuals	FY2023 Budget	FY2024 Proposed	COMPARATIVE Variance
OPERATIONS							
001-2120-521.12-10	REGULAR SALARIES	1,308,730	1,577,588	1,459,063	1,779,621	1,832,904	53,283
LEVEL	TEXT			TEXT AMT			
1	SALARIES PER EMPLOYEE BUDGET			2,024,930			
	LESS: OVERTIME			192,026-			
				1,832,904			
001-2120-521.13-10	OTHER SALARIES	64,357	69,772	51,309	72,120	63,480	8,640-
LEVEL	TEXT			TEXT AMT			
1	PER EMPLOYEE BUDGET 8-21-23			63,480			
				63,480			
001-2120-521.14-10	OVERTIME	299,000	150,186	144,107	182,899	192,026	9,127
LEVEL	TEXT			TEXT AMT			
1	SALARIES PER EMPLOYEE BUDGET			192,026			
				192,026			
001-2120-521.15-30	CELL PHONE	2,825	2,876	1,902	2,940	2,520	420-
LEVEL	TEXT			TEXT AMT			
1	PER EMPLOYEE BUDGET 6-1-23			2,520			
				2,520			
001-2120-521.15-60	BOOT ALLOWANCE	2,640	2,048	663	2,250	2,250	0
LEVEL	TEXT			TEXT AMT			
1	BOOT ALLOWANCE (\$150 * 15)			2,250			
				2,250			
001-2120-521.15-70	CLOTHING ALLOWANCE	5,483	4,614	3,388	4,500	4,500	0
LEVEL	TEXT			TEXT AMT			
1	PER EMPLOYEE BUDGET 6-1-23			4,500			
				4,500			
001-2120-521.21-10	FICA TAXES	101,820	109,990	101,074	103,575	127,611	24,036
LEVEL	TEXT			TEXT AMT			

CITY OF EDGEWATER
DEPARTMENT BUDGET

PREPARED 08/22/23, 10:44:30

ACCOUNT NUMBER	ACCOUNT DESCRIPTION	FY2021 Actuals	FY2022 Actuals	YTD FY2023 Actuals	FY2023 Budget	FY2024 Proposed	COMPARATIVE Variance
1	PER EB 08.21.23			127,611 127,611			
001-2120-521.21-20	MEDICARE	23,813	25,723	23,638	24,223	29,844	5,621
LEVEL	TEXT			TEXT AMT			
1	PER EB 08.21.23			29,844 29,844			
001-2120-521.22-10	RETIREMENT CONTRIBUTIONS	843,613	857,105	715,499	847,740	935,600	87,860
LEVEL	TEXT			TEXT AMT			
1	PER EB 08.21.23			935,600 935,600			
001-2120-521.22-20	DCSE	4,447	5,589	7,926	9,932	5,474	4,458-
LEVEL	TEXT			TEXT AMT			
1	PER EMPLOYEE BUDGET 8-21-23			5,474 5,474			
001-2120-521.23-10	LIFE INS	5,650	5,880	5,220	7,168	8,176	1,008
LEVEL	TEXT			TEXT AMT			
1	PER EB 08.21.23			8,176 8,176			
001-2120-521.23-20	GROUP MEDICAL INSURANCE	280,007	264,181	213,558	272,006	368,548	96,542
LEVEL	TEXT			TEXT AMT			
1	PER EB 06.22.23			368,548 368,548			
001-2120-521.23-21	HSA-EMPLOYER CONTRIBUTION	19,107	19,960	25,120	25,350	30,450	5,100
LEVEL	TEXT			TEXT AMT			
1	PER EB 08.21.23			30,450 30,450			
001-2120-521.23-22	HRA-EMPLOYER CONTRIBUTION	0	500	0	4,000	4,000	0
LEVEL	TEXT			TEXT AMT			

CITY OF EDGEWATER
DEPARTMENT BUDGET

PREPARED 08/22/23, 10:44:30

ACCOUNT NUMBER	ACCOUNT DESCRIPTION	FY2021 Actuals	FY2022 Actuals	YTD FY2023 Actuals	FY2023 Budget	FY2024 Proposed	COMPARATIVE Variance
1	PER FINANCE ESTIMATE 6-7-23 JD			4,000 4,000			
001-2120-521.23-30	DENTAL INSURANCE	6,777	6,273	5,411	7,425	9,280	1,855
LEVEL	TEXT			TEXT AMT			
1	PER EB 08.21.23			9,280 9,280			
001-2120-521.23-40	LT DISABILITY	10,110	10,523	9,342	12,828	14,631	1,803
LEVEL	TEXT			TEXT AMT			
1	PER EB 08.21.23			14,631 14,631			
001-2120-521.23-60	BROKER & ADMIN FEES	7,217	8,250	6,306	8,137	8,414	277
LEVEL	TEXT			TEXT AMT			
1	PER FINANCE ESTIMATE 4.17.23 JD			8,414 8,414			
001-2120-521.24-10	WORKER'S COMPENSATION	43,467	55,186	45,024	56,155	64,155	8,000
LEVEL	TEXT			TEXT AMT			
1	PER EB 08.21.23			64,155 64,155			
001-2120-521.34-10	OTHER CONTRACTUAL SERVICE	358	394	125	129	250	121
LEVEL	TEXT			TEXT AMT			
1	PEST CONTROL PER FINANCE JD 04-13-23			250 250			
001-2120-521.40-10	TRAVEL & PER DIEM	4,498	4,456	9,107	10,000	11,250	1,250
LEVEL	TEXT			TEXT AMT			
1	PER DIEM LODGING (25 NIGHTS @ \$250)			5,000 6,250 11,250			
001-2120-521.41-15	CELLULAR	17,609	21,929	23,783	31,085	28,800	2,285-

CITY OF EDGEWATER
DEPARTMENT BUDGET

PREPARED 08/22/23, 10:44:30

ACCOUNT NUMBER	ACCOUNT DESCRIPTION	FY2021 Actuals	FY2022 Actuals	YTD FY2023 Actuals	FY2023 Budget	FY2024 Proposed	COMPARATIVE Variance
LEVEL 1	TEXT PER FINANCE ESTIMATE 03.31.23 JD			TEXT AMT 28,800 28,800			
001-2120-521.41-40	POSTAGE	0	8	6	10	0	10-
001-2120-521.43-10	ELECTRIC	8,914	11,782	9,654	11,628	12,490	862
LEVEL 1	TEXT PER FINANCE DEPT. EST- 4/12/23 JD			TEXT AMT 12,490 12,490			
001-2120-521.43-30	WATER / SEWER / TRASH	11,517	13,462	6,361	13,905	13,933	28
LEVEL 1	TEXT PER FINANCE ESTIMATE 04.11.23 JD			TEXT AMT 13,933 13,933			
001-2120-521.44-20	OPERATING LEASES	22,881	25,857	30,197	49,985	62,880	12,895
LEVEL 1	TEXT VBI LEASE VEHICLE (1250*12) NARCOTICS TASK FORCE LEASE VEHICLE (1250*12) POLICE MOTORCYCLE LEASE (ANNUAL) (3500*2) NEW POLICE MOTORCYCLE LEASE (ANNUAL) (3500*1) SUPER DUTY LEASE MOBILE COMMAND (1865*12)			TEXT AMT 15,000 15,000 7,000 3,500 22,380 62,880			
001-2120-521.46-10	REPAIR & MAINTENANCE	10,117	20,628	8,560	16,500	24,986	8,486
LEVEL 1	TEXT RADAR REPAIRS/MAINTENANCE GUN/ RIFLE REPAIR/MAINTENANCE INTOXILYZER REPAIR/MAINTENANCE METH LAB CLEANUP BOAT REPAIR / MAINTENANCE REPLACEMENT EQUIP. FOR CARS (PRINTERS, SIG PADS) BIKE REPAIRS ADVANCED AUTHENTICATION FOB REPLACEMENTS MINOR VEHICLE REPAIRS - DECALS PER FINANCE FIRE EXTINGUISHERS - JB 05-23-22 ANIMAL/SPECIALTY INCIDENT CLEANUP MOBILE COMMAND DETAILING			TEXT AMT 3,000 2,500 1,000 500 1,000 500 200 400 2,000 200 1,500 600			

CITY OF EDGEWATER
DEPARTMENT BUDGET

PREPARED 08/22/23, 10:44:30

ACCOUNT NUMBER	ACCOUNT DESCRIPTION	FY2021 Actuals	FY2022 Actuals	YTD FY2023 Actuals	FY2023 Budget	FY2024 Proposed	COMPARATIVE Variance
	MOBILE COMMAND BLACK WATER REMOVAL			450			
	BERM RESURFACING TRAINING FACILITY			6,500			
	BRASS COLLECTOR			2,000			
	TRAINING FACILITY SIGNS			2,500			
	REPLACEMENT/REFILL FIRE EXTINGUISHERS JD 4-12-23			136			
				24,986			
001-2120-521.46-20	FLEET CHARGES	129,740	128,143	173,933	165,241	245,921	80,680
LEVEL	TEXT			TEXT AMT			
1	PRELIMINARY PER FINANCE JD 06-12-23			245,921			
				245,921			
001-2120-521.47-10	PRINTING & BINDING	14	65	0	600	3,100	2,500
LEVEL	TEXT			TEXT AMT			
1	DETECTIVE/OFFICER BUSINESS CARDS			400			
	DETECTIVE / OFFICER NAME TAGS/PLATES			200			
	PAD PORTFOLIOS			2,500			
				3,100			
001-2120-521.47-20	COPIER	3,155	3,719	3,057	3,800	3,750	50-
LEVEL	TEXT			TEXT AMT			
1	COPIER SVC AND PRINTING ESTIMATE JD 4-11-23			3,750			
				3,750			
001-2120-521.49-10	OTHER CHARGES/OBLIGATIONS	4,891	6,225	4,443	6,500	21,920	15,420
LEVEL	TEXT			TEXT AMT			
1	RADAR CERTIFICATION (2 TIMES PER YEAR * \$1,000)			2,000			
	SPEED CERTIFICATION (2 TIMES PER YEAR * \$750)			1,500			
	ALARM MONITORING (AFS)			400			
	K9 KENNEL SERVICES			2,600			
	SEA TOW MEMBERSHIP			200			
	PEAF MEMBERSHIP			100			
	IAPE MEMBERSHIP			100			
	ALARM INSTALLATION/MONITORING RANGE			400			
	SUBPOENA REQUESTS			500			
	DETECTIVE CELLULAR PHONE PLANS MONTHLY (7 * 55)			4,620			
	K9 VETERNARIAN SERVICES			9,500			
				21,920			
001-2120-521.52-10	OPERATING SUPPLIES	148,740	134,202	142,885	179,298	198,930	19,632

ACCOUNT NUMBER	ACCOUNT DESCRIPTION	FY2021 Actuals	FY2022 Actuals	YTD FY2023 Actuals	FY2023 Budget	FY2024 Proposed	COMPARATIVE Variance
----------------	---------------------	-------------------	-------------------	-----------------------	------------------	--------------------	-------------------------

LEVEL	TEXT	TEXT	AMT
1	INTOXILYZER SUPPLIES (SOLUTION, WATER, ETC)		2,400
	THERMAL PAPER FOR CITATION PRINTERS		500
	EVIDENCE SUPPLIES (CONTAINERS, SWABS, CD, ETC)		7,500
	BODY CAMERA SUPPLIES		750
	TASER SUPPLIES (CARTRIDGES, BATTERY)		7,500
	TASER SERIES X26P (1500*10)		15,000
	SAKER SUPPRESSORS FOR SWAT (600*2)		1,200
	RAPID ID REPLACEMENT		6,000
	MISC. TRAINING EQUIPMENT		500
	AMMUNITION (TRAINING/DUTY/SWAT)		35,000
	BOAT SUPPLIES		2,000
	THI SUPPLIES (SLED/LIGHTS/TOOLBOX)		3,000
	RADARS (2200*3)		6,600
	TRAINING FACILITY/RANGE SUPPLIES		10,000
	TRAINING/DUTY 40MM MUNITIONS		3,500
	GLOCK FIREARMS (450 *5)		2,250
	RIFLES (700 * 7)		3,500
	TACTICAL WEAPON LIGHT (130*14)		1,820
	BALLISTIC SHIELDS (1200*5)		6,000
	TINT METERS (70 * 5)		350
	K9 FOOD/SUPPLIES/BITE SUIT/MOBILE KENNELS/ECOLLARS		11,000
	K9 MUZZLE EAR PROTECTION (1250*3)		3,750
	FIREARM TARGETS		1,700
	40MM LAUNCHERS (4*1200)		4,800
	MOS GLOCK OPTICS (5*575)		2,875
	SWAT RIFLES (1000*3)		3,200
	SWAT DIVERSIONARY DEVICES		1,800
	POWER TOOLS		1,500
	TRAINING GLOCK FIREARMS		4,300
	TRAINING DT KICK SHIELDS (750*5)		3,750
	TRAINING TASER CARTRIDGES		2,800
	TRAINING FIREARMS TARGET SYSTEM		2,500
	FIREARMS ELECTRONIC HEADSETS (55*40)		2,200
	TRAINING GLOCK MAGAZINES		1,800
	AR 15 TRAINING MAGAZINES		1,100
	TRAINING KNIFE		500
	TRAINING HANDCUFFS		1,000
	TRAINING DEFENSIVE TACTICS IMPACT GLOVES (155*15)		2,325
	SIMS TRAINING FIREARM MAGAZINES		1,050
	AR 15 MAGAZINE LOADERS		500
	TRAINING FIREARM TIMERS		260
	ASP BATONS (235*10)		2,350
	ASP HANDCUFFS (100*10)		1,000
	BREACHING ENTRY TOOLS (1000*4)		6,000
	PORTABLE LIGHTING GENERAL USE		2,500

CITY OF EDGEWATER
DEPARTMENT BUDGET

PREPARED 08/22/23, 10:44:30

ACCOUNT NUMBER	ACCOUNT DESCRIPTION	FY2021 Actuals	FY2022 Actuals	YTD FY2023 Actuals	FY2023 Budget	FY2024 Proposed	COMPARATIVE Variance
	DRONE BATTERIES AND CONTROLLERS			2,000			
	TRAFFIC DATA COLLECTORS (3000*5)			15,000			
				198,930			
001-2120-521.52-20	UNLEADED & DIESEL	109,845	140,679	118,548	160,290	146,994	13,296-
LEVEL	TEXT			TEXT AMT			
1	FUEL ESTIMATE 6-12-23 JD			146,994			
				146,994			
001-2120-521.52-30	UNIFORMS	36,610	60,112	46,743	84,621	108,700	24,079
LEVEL	TEXT			TEXT AMT			
1	DRY CLEANING			7,000			
	REPLACEMENT UNIFORMS			45,000			
	SWAT UNIFORM EQUIPMENT (ARMOR/VEST/POUCHES/ETC)			8,000			
	NEW OFFICER DUTY GEAR			25,000			
	BODY ARMOR			10,000			
	UNIFORM ACCESSORIES			5,000			
	TRAINING UNIFORMS (BDU'S & TSHIRTS \$70 * 40)			2,800			
	POLO'S (\$50*40)			1,400			
	SWAT UNIFORMS			2,500			
	K9 VEST CARRIERS			1,000			
	MOTORCYCLE HELMETS			1,000			
				108,700			
001-2120-521.54-20	EDUCATIONAL DEVELOPMENT	15,910	10,087	14,499	22,375	64,450	42,075
LEVEL	TEXT			TEXT AMT			
1	COLLEGE CLASSES (1,000 * 14)			14,000			
	OFFICER TRAINING - 40 SESSIONS			10,000			
	K9 MANDATORY TRAINING CERTIFICATIONS			950			
	K9 WORKSHOPS			750			
	K9 DECOY TRAINING			950			
	SWAT SPECIALIZED SCHOOL (500*4)			2,000			
	K9 TRAINING CONFERENCE (500*5)			2,500			
	TRAFFIC CRASH RECONSTRUCTION			1,200			
	DEFENSIVE TACTIS INSTRUCTOR COURSE (MARINE)			2,000			
	CVSA OPERATOR			1,500			
	40MM LAUNCHER ARMORER COURSE (1400*4)			5,600			
	TASER MASTER INSTRUCTOR CERTIFICATION (2000*2)			4,000			
	LESS LETHAL INSRUCTOR RECERTIFICATION (900*4)			3,600			
	SIMS INSRUCTOR CERTIFICATION (700*4)			2,800			
	AR ARMORER RECERTIFICATION (500*4)			2,000			
	TACTICAL RIFLE INSTRUCTOR (500*4)			2,000			

CITY OF EDGEWATER
DEPARTMENT BUDGET

PREPARED 08/22/23, 10:44:30

ACCOUNT NUMBER	ACCOUNT DESCRIPTION	FY2021 Actuals	FY2022 Actuals	YTD FY2023 Actuals	FY2023 Budget	FY2024 Proposed	COMPARATIVE Variance
	DEFENSIVE TACTICS LOCKED UP INSTRUCTOR (1000*2)			2,000			
	GLOCK ADVANCED ARMORERS (800*2)			1,600			
	FDLE LEADERSHIP ACADEMY (1000*2)			2,000			
	GLOCK RMR INSTRUCTOR (500*2)			1,000			
	GLOCK LOW-LIGHT INSTRUCTOR (500*2)			1,000			
	GLOCK LOW PROFILE CARRY (500*2)			1,000			
				64,450			
001-2120-521.54-30	TICKET EDUCATION	0	0	0	4,500	0	4,500-
*		3,553,862	3,757,992	3,410,451	4,183,336	4,652,217	468,881
**	OPERATIONS	3,553,862	3,757,992	3,410,451	4,183,336	4,652,217	468,881

CITY OF EDGEWATER
DEPARTMENT BUDGET

PREPARED 08/22/23, 10:44:30

ACCOUNT NUMBER	ACCOUNT DESCRIPTION	FY2021 Actuals	FY2022 Actuals	YTD FY2023 Actuals	FY2023 Budget	FY2024 Proposed	COMPARATIVE Variance
POLICE DEBT SERVICE							
001-2125-580.71-40	2016 VEH LSE AMER CAP	69,893	71,314	0	0	0	0
LEVEL	TEXT						
1	PAID OFF FY 2022						
001-2125-580.71-46	BB&T PATROL VEH 2020	20,000	21,000	21,000	21,000	21,000	0
LEVEL	TEXT						
1	PER FINANCE DEPT JD 4-18-23						
					21,000		
					21,000		
001-2125-580.72-40	2016 VEH LSE AMER CAP	2,872	1,451	0	0	0	0
LEVEL	TEXT						
1	PAID OFF FY 2022						
001-2125-580.72-46	BB&T PATROL VEH 2020	1,975	1,499	1,000	1,000	500	500-
LEVEL	TEXT						
1	PER FINANCE DEPT JD 4-18-23						
						500	
						500	
*		94,740	95,264	22,000	22,000	21,500	500-
**	POLICE DEBT SERVICE	94,740	95,264	22,000	22,000	21,500	500-
***	POLICE	4,610,788	4,868,020	4,319,186	5,427,152	5,932,086	504,934

CITY OF EDGEWATER
DEPARTMENT BUDGET

PREPARED 08/22/23, 10:44:30

ACCOUNT NUMBER	ACCOUNT DESCRIPTION	FY2021 Actuals	FY2022 Actuals	YTD FY2023 Actuals	FY2023 Budget	FY2024 Proposed	COMPARATIVE Variance
FIRE							
ADMIN							
001-2210-522.12-10	REGULAR SALARIES	488,075	604,223	521,140	646,939	727,422	80,483
LEVEL	TEXT		TEXT AMT				
1	SALARIES PER EMPLOYEE BUDGET		753,401				
	LESS: OVERTIME		25,979-				
			727,422				
001-2210-522.13-10	OTHER SALARIES	3,486	2,764	450	600	0	600-
001-2210-522.14-10	OVERTIME	413	8,299	16,111	23,610	25,979	2,369
LEVEL	TEXT		TEXT AMT				
1	SALARIES PER EMPLOYEE BUDGET 8-21-23		25,979				
			25,979				
001-2210-522.15-30	CELL PHONE	973	973	724	965	965	0
LEVEL	TEXT		TEXT AMT				
1	PER EMPLOYEE BUDGET 6-1-23		965				
			965				
001-2210-522.21-10	FICA TAXES	29,986	37,620	33,004	41,231	46,300	5,069
LEVEL	TEXT		TEXT AMT				
1	PER EB 08.21.23		46,300				
			46,300				
001-2210-522.21-20	MEDICARE	7,013	8,798	7,719	9,646	10,828	1,182
LEVEL	TEXT		TEXT AMT				
1	PER EB 08.21.23		10,828				
			10,828				
001-2210-522.22-10	RETIREMENT CONTRIBUTIONS	43,565	57,927	48,953	66,566	84,092	17,526
LEVEL	TEXT		TEXT AMT				
1	PER EB 08.21.23		84,092				
			84,092				
001-2210-522.22-20	DCSE	17,628	24,374	21,815	26,804	26,759	45-

CITY OF EDGEWATER
DEPARTMENT BUDGET

PREPARED 08/22/23, 10:44:30

ACCOUNT NUMBER	ACCOUNT DESCRIPTION	FY2021 Actuals	FY2022 Actuals	YTD FY2023 Actuals	FY2023 Budget	FY2024 Proposed	COMPARATIVE Variance
LEVEL 1	TEXT PER EMPLOYEE BUDGET 8-21-23			TEXT AMT 26,759 26,759			
001-2210-522.23-10	LIFE INS	1,958	2,385	2,082	2,745	3,064	319
LEVEL 1	TEXT PER EB 08.21.23			TEXT AMT 3,064 3,064			
001-2210-522.23-20	GROUP MEDICAL INSURANCE	84,050	102,787	87,382	110,676	141,921	31,245
LEVEL 1	TEXT PER EB 08.21.23			TEXT AMT 141,921 141,921			
001-2210-522.23-21	HSA-EMPLOYER CONTRIBUTION	2,250	1,750	1,300	3,000	3,150	150
LEVEL 1	TEXT PER EB 08.21.23			TEXT AMT 3,150 3,150			
001-2210-522.23-22	HRA-EMPLOYER CONTRIBUTION	0	0	0	1,250	1,250	0
LEVEL 1	TEXT PER EB 06.22.23			TEXT AMT 1,250 1,250			
001-2210-522.23-25	LINE OF DUTY	20,521	23,989	15,220	24,629	19,579	5,050-
LEVEL 1	TEXT GROUP MEDICAL INSURNACE WILLIAM DAILEY GROUP MEDICAL INSURNACE GREGORY SWETS			TEXT AMT 9,446 10,133 19,579			
001-2210-522.23-30	DENTAL INSURANCE	2,072	3,360	2,688	3,847	4,157	310
LEVEL 1	TEXT PER EB 08.21.23			TEXT AMT 4,157 4,157			

CITY OF EDGEWATER
DEPARTMENT BUDGET

PREPARED 08/22/23, 10:44:30

ACCOUNT NUMBER	ACCOUNT DESCRIPTION	FY2021 Actuals	FY2022 Actuals	YTD FY2023 Actuals	FY2023 Budget	FY2024 Proposed	COMPARATIVE Variance
001-2210-522.23-40	LT DISABILITY	3,503	4,267	3,726	4,912	5,483	571
LEVEL	TEXT			TEXT AMT			
1	PER EB 08.21.23			5,483			
				5,483			
001-2210-522.23-50	YMCA MEMBERSHIP	169	169	133	168	168	0
LEVEL	TEXT			TEXT AMT			
1	PER EMPLOYEE BUDGET 6-1-23			168			
				168			
001-2210-522.23-60	BROKER & ADMIN FEES	2,682	3,934	3,029	3,846	3,977	131
LEVEL	TEXT			TEXT AMT			
1	PER FINANCE ESTIMATE 4.17.23 JD			3,977			
				3,977			
001-2210-522.24-10	WORKER'S COMPENSATION	18,738	26,224	21,539	27,357	30,814	3,457
LEVEL	TEXT			TEXT AMT			
1	PER EB 08.21.23			30,814			
				30,814			
001-2210-522.34-10	OTHER CONTRACTUAL SERVICE	165	42,130	13,677	16,860	15,000	1,860-
LEVEL	TEXT			TEXT AMT			
1	FIRE ASSESSMENT CONSULTING			15,000			
				15,000			
001-2210-522.40-10	TRAVEL & PER DIEM	0	0	392	392	400	8
LEVEL	TEXT			TEXT AMT			
1	PRELIMINARY PER FINANCE JD 05-19-23			400			
				400			
001-2210-522.41-40	POSTAGE	45	23	1	80	25	55-
LEVEL	TEXT			TEXT AMT			
1	PRELIMINARY PER FINANCE JD 04-14-23			25			

CITY OF EDGEWATER
DEPARTMENT BUDGET

PREPARED 08/22/23, 10:44:30

ACCOUNT NUMBER	ACCOUNT DESCRIPTION	FY2021 Actuals	FY2022 Actuals	YTD FY2023 Actuals	FY2023 Budget	FY2024 Proposed	COMPARATIVE Variance
				25			
001-2210-522.46-10	REPAIR & MAINTENANCE	160	93	19	15,604	1,598	14,006-
LEVEL	TEXT			TEXT AMT			
1	STATION 57 GENERATOR PREVENTATIVE MAINT JL3-13-23			250			
	STATION 55 GENERATOR PREVENTATIVE MAINT JL3-13-23			250			
	FIRE EXTINGUISHER ANNUAL FEE JD 4-12-23			1,098			
				1,598			
001-2210-522.47-10	PRINTING & BINDING	0	150	122	150	150	0
LEVEL	TEXT			TEXT AMT			
1	BUSINESS CARDS-JL 3-13-23			150			
				150			
001-2210-522.47-20	COPIER	2,494	2,910	2,360	2,800	2,910	110
LEVEL	TEXT			TEXT AMT			
1	COPIER SVC AND PRINTING ESTIMATE JD 4-11-23			2,910			
				2,910			
001-2210-522.48-10	PROMOTIONAL ACTIVITIES	377	92	0	0	300	300
LEVEL	TEXT			TEXT AMT			
1	KIDS PLASTIC HATS-JL 3-13-23			200			
	MISCELLANEOUS-JL PUB EDUCATION JL 3-13-23			100			
				300			
001-2210-522.48-11	CPR	797	1,334	1,274	1,300	1,300	0
LEVEL	TEXT			TEXT AMT			
1	FIRST AID COURSE SUPPLIES-JL 3-13-23			500			
	HEARTSAVER AED BOOKS/CARDS-JL 3-13-23			300			
	HEALTHCARE PROVIDER BOOKS-JL 3-13-23			500			
				1,300			
001-2210-522.48-12	CITY SAFETY PROGRAM	0	0	0	0	1,900	1,900
LEVEL	TEXT			TEXT AMT			
1	DEFIBRILLATOR FOR COUNCIL CHAMBERS JL 4-3-23			1,900			
				1,900			

CITY OF EDGEWATER
DEPARTMENT BUDGET

PREPARED 08/22/23, 10:44:30

ACCOUNT NUMBER	ACCOUNT DESCRIPTION	FY2021 Actuals	FY2022 Actuals	YTD FY2023 Actuals	FY2023 Budget	FY2024 Proposed	COMPARATIVE Variance
001-2210-522.49-10	OTHER CHARGES/OBLIGATIONS	275	70	0	0	0	0
001-2210-522.51-10	OFFICE SUPPLIES	1,243	3,415	1,105	3,300	3,000	300-
LEVEL	TEXT			TEXT AMT			
1	OFFICE SUPPLIES-JL 3-17-23			3,000			
				3,000			
001-2210-522.52-10	OPERATING SUPPLIES	5	2,129	135	135	0	135-
001-2210-522.52-20	UNLEADED & DIESEL	918	8,239	6,906	8,529	9,415	886
LEVEL	TEXT			TEXT AMT			
1	FUEL ESTIMATE 6-12-23 JD			9,415			
				9,415			
001-2210-522.52-30	UNIFORMS	506	2,301	1,102	2,000	2,000	0
LEVEL	TEXT			TEXT AMT			
1	DAILY UNIFORMS-JL 3-13-23			1,500			
	UNIFORM MAINTENANCE-JL 3-13-23			500			
				2,000			
001-2210-522.54-10	BOOKS, PUBS, SUBS, & MEM	652	2,649	827	2,660	2,660	0
LEVEL	TEXT			TEXT AMT			
1	NFPA MEMBERSHIP-JL 3-13-23			100			
	NFPA CODES (ONLINE)-JL 3-13-23			1,800			
	FLORIDA FIRE PREVENTION CODE BOOK-JL 3-13-23			260			
	VOLUSIA COUNTY FIRE INSPECTORS ASSOC-JL 3-13-23			50			
	NOTARY RENEWAL & MEMBERSHIP-JL 3-13-23			150			
	VOLUSIA COUNTY FIRE CHIEFS ASSOC-JL 3-13-23			150			
	INTERNATIONAL ASSOC FIRE CHIEFS-JL 3-13-23			150			
				2,660			
001-2210-522.54-20	EDUCATIONAL DEVELOPMENT	170	250	0	0	0	0
*		734,889	979,628	814,935	1,052,601	1,176,566	123,965
**	ADMIN	734,889	979,628	814,935	1,052,601	1,176,566	123,965

CITY OF EDGEWATER
DEPARTMENT BUDGET

PREPARED 08/22/23, 10:44:30

ACCOUNT NUMBER	ACCOUNT DESCRIPTION	FY2021 Actuals	FY2022 Actuals	YTD FY2023 Actuals	FY2023 Budget	FY2024 Proposed	COMPARATIVE Variance
OPERATIONS							
001-2220-522.12-10	REGULAR SALARIES	1,279,201	1,579,689	1,509,977	1,879,450	2,028,453	149,003
LEVEL	TEXT			TEXT AMT			
1	SALARIES PER EMPLOYEE BUDGET			2,248,871			
	LESS: OVERTIME			220,418-			
				2,028,453			
001-2220-522.13-10	OTHER SALARIES	46,392	42,083	36,704	49,840	46,620	3,220-
LEVEL	TEXT			TEXT AMT			
1	PER EMPLOYEE BUDGET 6-1-23			46,620			
				46,620			
001-2220-522.14-10	OVERTIME	347,222	170,600	151,504	315,574	220,418	95,156-
LEVEL	TEXT			TEXT AMT			
1	SALARIES PER EMPLOYEE BUDGET			220,418			
				220,418			
001-2220-522.21-10	FICA TAXES	100,647	108,093	102,577	130,047	138,943	8,896
LEVEL	TEXT			TEXT AMT			
1	PER EMPLOYEE BUDGET 8-21-23			138,943			
				138,943			
001-2220-522.21-20	MEDICARE	23,538	25,280	23,990	30,457	32,493	2,036
LEVEL	TEXT			TEXT AMT			
1	PER EMPLOYEE BUDGET 8-21-23			32,493			
				32,493			
001-2220-522.22-10	RETIREMENT CONTRIBUTIONS	312,091	320,742	331,433	406,459	435,170	28,711
LEVEL	TEXT			TEXT AMT			
1	PER EMPLOYEE BUDGET 8-21-23			435,170			
				435,170			
001-2220-522.23-10	LIFE INS	6,269	6,042	5,794	8,058	8,929	871
LEVEL	TEXT			TEXT AMT			

CITY OF EDGEWATER
DEPARTMENT BUDGET

PREPARED 08/22/23, 10:44:30

ACCOUNT NUMBER	ACCOUNT DESCRIPTION	FY2021 Actuals	FY2022 Actuals	YTD FY2023 Actuals	FY2023 Budget	FY2024 Proposed	COMPARATIVE Variance
1	PER EMPLOYEE BUDGET 8-21-23			8,929 8,929			
001-2220-522.23-20	GROUP MEDICAL INSURANCE	320,980	274,465	233,639	373,642	389,280	15,638
LEVEL	TEXT			TEXT AMT			
1	PER EMPLOYEE BUDGET 6-1-23			389,280 389,280			
001-2220-522.23-21	HSA-EMPLOYER CONTRIBUTION	17,708	16,922	26,432	28,950	30,050	1,100
LEVEL	TEXT			TEXT AMT			
1	PER EMPLOYEE BUDGET 8-21-23			30,050 30,050			
001-2220-522.23-22	HRA-EMPLOYER CONTRIBUTION	750	850	0	3,750	3,750	0
LEVEL	TEXT			TEXT AMT			
1	PER FINANCE ESTIMATE 6-7-23 JD			3,750 3,750			
001-2220-522.23-30	DENTAL INSURANCE	8,244	7,285	6,363	12,686	10,430	2,256-
LEVEL	TEXT			TEXT AMT			
1	PER EMPLOYEE BUDGET 8-21-23			10,430 10,430			
001-2220-522.23-40	LT DISABILITY	11,218	10,813	10,369	14,419	15,977	1,558
LEVEL	TEXT			TEXT AMT			
1	PER EMPLOYEE BUDGET 8-21-23			15,977 15,977			
001-2220-522.23-60	BROKER & ADMIN FEES	8,337	8,588	6,927	8,864	9,165	301
LEVEL	TEXT			TEXT AMT			
1	PER FINANCE ESTIMATE 4.17.23 JD			9,165 9,165			
001-2220-522.24-10	WORKER'S COMPENSATION	65,008	81,675	73,307	91,621	101,878	10,257
LEVEL	TEXT			TEXT AMT			

CITY OF EDGEWATER
DEPARTMENT BUDGET

PREPARED 08/22/23, 10:44:30

ACCOUNT NUMBER	ACCOUNT DESCRIPTION	FY2021 Actuals	FY2022 Actuals	YTD FY2023 Actuals	FY2023 Budget	FY2024 Proposed	COMPARATIVE Variance
1	PER EMPLOYEE BUDGET 8-21-23		101,878	101,878			
001-2220-522.34-10	OTHER CONTRACTUAL SERVICE	638	10,973	800	1,185	9,749	8,564
LEVEL	TEXT		TEXT	AMT			
1	BIOHAZARD AND WASTE-JL 3-13-23			400			
	PEST CONTROL PER FINANCE JD 04-13-23			849			
	LIFE SCANS PER CONTRACT PER JL 06.13.23			8,500			
				9,749			
001-2220-522.34-11	VOLUNTEER SERVICES	2,479	266-	5,160	5,800	4,300	1,500-
LEVEL	TEXT		TEXT	AMT			
1	VOLUNTEER STIPENDS-JL 3-13-23			3,000			
	TARGET SOLUTIONS-JL 3-13-23			1,300			
				4,300			
001-2220-522.40-10	TRAVEL & PER DIEM	0	0	12	15	0	15-
LEVEL	TEXT		TEXT	AMT			
1	GREAT FLORIDA FIRE SCHOOL - JL			300			
	GREAT FLORIDA FIRE SCHOOL - JL REDUCTION			300-			
	SOUTHWEST FIRE SYMPOSIUM - JL			300			
	SOUTHWEST FIRE SYMPOSIUM - JL			300-			
001-2220-522.41-10	TELEPHONE	510	565	434	560	580	20
LEVEL	TEXT		TEXT	AMT			
1	PER FINANCE DEPT. EST- 3/31/23 JD			580			
				580			
001-2220-522.41-15	CELLULAR	9,124	9,301	8,721	12,450	13,200	750
LEVEL	TEXT		TEXT	AMT			
1	PER FINANCE ESTIMATE 03.31.23 JD			13,200			
				13,200			
001-2220-522.41-40	POSTAGE	0	0	0	0	20	20
LEVEL	TEXT		TEXT	AMT			

CITY OF EDGEWATER
DEPARTMENT BUDGET

PREPARED 08/22/23, 10:44:30

ACCOUNT NUMBER	ACCOUNT DESCRIPTION	FY2021 Actuals	FY2022 Actuals	YTD FY2023 Actuals	FY2023 Budget	FY2024 Proposed	COMPARATIVE Variance
1	PRELIMINARY PER FINANCE JD 04-14-23			20 20			
001-2220-522.43-10	ELECTRIC	18,700	21,534	15,730	21,521	22,830	1,309
LEVEL	TEXT			TEXT AMT			
1	PER FINANCE DEPT. EST- 4/12/23 JD			22,830 22,830			
001-2220-522.43-30	WATER / SEWER / TRASH	12,099	11,499	9,241	12,025	11,901	124-
LEVEL	TEXT			TEXT AMT			
1	PER FINANCE ESTIMATE 04.11.23 JD			11,901 11,901			
001-2220-522.43-40	GAS	929	4,698	892	990	990	0
LEVEL	TEXT			TEXT AMT			
1	BUDGET ADJUSTMENT 7-5-18			990 990			
001-2220-522.46-10	REPAIR & MAINTENANCE	47,531	75,718	97,839	119,842	69,110	50,732-
LEVEL	TEXT			TEXT AMT			
1	CARDIAC MONITOR ANNUAL MAINT X6-JL 3-13-23			9,000			
	SCBA CASCADE ANNUAL MAINTENANCE-JL 3-13-23			2,600			
	BAY DOOR REPAIRS-JL 3-13-23			4,000			
	STRYKER LOADER ANNUAL MAINT X1-JL 3-13-23			5,500			
	AIR QUALITY TESTING (SCBA)-JL 3-13-23			500			
	SCBA AIR COMPRESSOR ANNUAL MAINT-JL 3-13-23			1,500			
	ZOLL SOFTWARE ANNUAL MAINTENANCE X2-JL 3-13-23			1,200			
	ANNUAL HYDRAULIC TOOL TESTING-JL 3-13-23			2,100			
	ANNUAL LADDER TESTING-JL 3-13-23			2,000			
	ICE MACHINE ANNUAL MAINT-JL 3-13-23			500			
	PLUMBING REPAIRS-JL 3-13-23			2,500			
	ELECTRICAL REPAIRS-JL 3-13-23			2,000			
	GAS MONITOR REPAIR/MAINT-JL 3-13-23			500			
	TARGET SOLUTIONS SCHEDULE SOF MAINT-JL 3-13-23			4,000			
	PORTABLE RADIO REPAIR/PARTS-JL 3-13-23			3,000			
	FLOOR/CARPET CLEANING-JL JL 3-13-23			1,500			
	VHF PAGERS (REPAIR)-JL 3-13-23			1,000			
	HVAC REPAIRS & CONTRACT FOR MAINT-JL 3-13-23			4,000			
	TARGET SOLUTIONS CHECK IT SOFT MAINT-JL 3-13-23			4,000			
	ANNUAL AIRPACK TESTING-JL 3-13-23			2,000			

CITY OF EDGEWATER
DEPARTMENT BUDGET

PREPARED 08/22/23, 10:44:30

ACCOUNT NUMBER	ACCOUNT DESCRIPTION	FY2021 Actuals	FY2022 Actuals	YTD FY2023 Actuals	FY2023 Budget	FY2024 Proposed	COMPARATIVE Variance
	ANNUAL ZOLL PCR SOFTWARE JL 3-13-23			660			
	FIRECOM HEADSET REPAIR-JL 3-13-23			2,000			
	ANNUAL HOSE TESTING-JL 3-13-23			2,500			
	FIRE EXTINGUISHER ANNUAL FEE - JD			150			
	FIRST ARRIVING ANNUAL SOFTWARE JL 3-13-23			2,000			
	ANNUAL LADDER TESTING-JL 3-13-23			1,400			
	KNOX CONNECT SOFTWARE MAINT JL 3-13-23			1,000			
	CREWSENSE SOFTWARE MAINT JL 3-13-23			3,000			
	LUCAS DEVICE ANNUAL MAINT JL 3-13-23			3,000			
				69,110			
001-2220-522.46-20	FLEET CHARGES	147,431	145,988	170,116	225,284	114,648	110,636-
LEVEL	TEXT			TEXT AMT			
1	PRELIMINARY PER FINANCE JD 06-12-23			114,648			
				114,648			
001-2220-522.46-30	BUILDING	0	836	32	33	0	33-
001-2220-522.47-20	COPIER	1,030	1,317	930	1,100	1,300	200
LEVEL	TEXT			TEXT AMT			
1	COPIER SVC AND PRINTING ESTIMATE JD 4-11-23			1,300			
				1,300			
001-2220-522.49-10	OTHER CHARGES/OBLIGATIONS	2,086	5,244	5,338	5,840	5,250	590-
LEVEL	TEXT			TEXT AMT			
1	ANNUAL INSPECTION STA. 55 SPRINKLER SYSTEM JL3-23			1,000			
	ANNUAL ALARM MONITORING FOR STAT. 55 JL3-13-23			500			
	ANNUAL INSPECTION STA. 55 FIRE ALARM JL3-13-23			250			
	ANNUAL INSPECTION FOR STATION 57 FIRE ALARM JL3-23			250			
	EMT/PM STATE RENEWAL JL 3-13-23			1,250			
	STATE EMS PERMITS JL 3-13-23			2,000			
				5,250			
001-2220-522.52-10	OPERATING SUPPLIES	120,950	138,812	180,602	203,145	148,970	54,175-
LEVEL	TEXT			TEXT AMT			
1	MEDICAL SUPPLIES-JL 3-13-23			90,000			
	JANITORIAL SUPPLIES-JL 3-13-23			5,000			
	5INCH HOSE 5@800-JL 3-13-23			3,750			
	3INCH HOSE 2@300-JL 3-13-23			600			
	2.5INCH HOSE 2@250-JL 3-13-23			500			

CITY OF EDGEWATER
DEPARTMENT BUDGET

PREPARED 08/22/23, 10:44:30

ACCOUNT NUMBER	ACCOUNT DESCRIPTION	FY2021 Actuals	FY2022 Actuals	YTD FY2023 Actuals	FY2023 Budget	FY2024 Proposed	COMPARATIVE Variance
	1.75INCH HOSE 10@275-JL 3-13-23			2,800			
	1INCH HOSE 2@175-JL 3-13-23			320			
	FIREFIGHTING FOAM 20GAL@130-JL 3-13-23			2,600			
	CARBIDE TIP CHAIN (CHAINSAW) 3@250-JL 3-13-23			750			
	CARBIDE TIP BLADE (K12) 2@300-JL 3-13-23			600			
	DIAMOND TIP BLADE (K12) 2@300-JL 3-13-23			600			
	45 MIN SCBA BOTLES (9X900)-JL 3-13-23			8,100			
	BATTERIES FOR BATTERY OPER TOOLS-JL 3-13-23			1,500			
	RIT PACKS-JL 3-13-23			3,000			
	PERSONAL ESCAPE ROPE BAGS X 15 (\$400 EA)-JL3-13-23			6,000			
	VENTILATOR R55-/JL 3-13-23			4,500			
	CARBIDE SAWZALL BLADES-JL 3-13-23			500			
	HURST BANK CHARGER UNIT-JL 3-13-23			1,600			
	NEW GAS MONITOR-JL 3-13-23			2,000			
	EXTRICATION EQUIPMENT-JL 3-13-23			5,000			
	MISCELLANEOUS FIREFIGHTING EQUIP-JL 3-13-23			5,000			
	SCBA MASKS \$250-JL 3-13-23			1,250			
	VFH RADIOS FOR BRUSH TRUCKS-JL 3-13-23			1,500			
	VHF 800 PAGERS (P25) JL 3-13-23			1,500			
				148,970			

001-2220-522.52-20 UNLEADED & DIESEL	35,949	52,700	23,729	75,905	28,846	47,059-
--------------------------------------	--------	--------	--------	--------	--------	---------

LEVEL	TEXT	TEXT AMT
1	FUEL ESTIMATE 6-12-23 JD	28,846
		28,846

001-2220-522.52-30 UNIFORMS	35,426	42,257	31,059	44,850	42,300	2,550-
-----------------------------	--------	--------	--------	--------	--------	--------

LEVEL	TEXT	TEXT AMT
1	UNIFORMS-JL 3-13-23	5,000
	FIREFIGHTING GEAR REPAIR-JL 3-13-23	1,500
	UNIFORM MAINTENANCE-JL 3-13-23	1,500
	STRUCTURAL FIREFIGHTER BOOT X 10-JL 3-13-23	3,000
	STRUCTURAL FIREFIGHTER GLOVES X 20-JL 3-13-23	1,500
	BADGES/COLLAR BRASS-JL/JL 3-13-23	600
	FIREFIGHTER HOODS (20X\$100)-JL 3-13-23	2,000
	DEPARTMENT EQUIPMENT STICKERS-JL 3-13-23	200
	BRUSH FIRE GEAR X6-JL 3-13-23	10,000
	STRUCTURAL FF JACKET/PANTS (4 SETS)-JL 8-/JL3-23	17,000
		42,300

001-2220-522.54-10 BOOKS, PUBS, SUBS, & MEM	84	677	2,016	2,020	750	1,270-
---	----	-----	-------	-------	-----	--------

LEVEL	TEXT	TEXT AMT

CITY OF EDGEWATER
DEPARTMENT BUDGET

PREPARED 08/22/23, 10:44:30

ACCOUNT NUMBER	ACCOUNT DESCRIPTION	FY2021 Actuals	FY2022 Actuals	YTD FY2023 Actuals	FY2023 Budget	FY2024 Proposed	COMPARATIVE Variance
1	COURSE BOOKS (CONTINUING ED/RECERT)-JL 4-22-22			750 750			
001-2220-522.54-20	EDUCATIONAL DEVELOPMENT	25,231	19,604	17,980	20,700	20,700	0
LEVEL	TEXT			TEXT AMT			
1	BURN BUILDING-JL 3-13-23			1,500			
	TRAINING TOWER RENTAL-JL/JL 3-13-23			1,000			
	BLUE CARD TRAINING-JL 3-13-23			2,400			
	TARGET SOLUTIONS CAREER-JL 3-13-23			4,300			
	ORLANDO FIRE CONFERENCE-JL 3-13-23			500			
	EDUCATION-JL 3-13-23			11,000			
				20,700			
*		3,007,802	3,194,584	3,089,647	4,107,082	3,967,000	140,082-
**	OPERATIONS	3,007,802	3,194,584	3,089,647	4,107,082	3,967,000	140,082-

CITY OF EDGEWATER
DEPARTMENT BUDGET

PREPARED 08/22/23, 10:44:30

ACCOUNT NUMBER	ACCOUNT DESCRIPTION	FY2021 Actuals	FY2022 Actuals	YTD FY2023 Actuals	FY2023 Budget	FY2024 Proposed	COMPARATIVE Variance
DEBT SERVICE							
001-2225-580.71-28	BBT CAP IMP REV NOTE 2014	45,194	45,859	46,855	46,856	47,520	664
LEVEL	TEXT		TEXT AMT				
1	PER FINANCE DEPT JD 4-18-23		47,520				
			47,520				
001-2225-580.71-30	BB&T STATION 55	40,000	40,000	40,000	40,000	40,000	0
LEVEL	TEXT		TEXT AMT				
1	PER FINANCE DEPT JD 4-18-23		40,000				
			40,000				
001-2225-580.71-40	2016 VEH LSE AMER CAP	8,282	8,451	0	0	0	0
LEVEL	TEXT		TEXT AMT				
1	PAID OFF FY 2022						
001-2225-580.71-45	BB&T FIRE TRK 2020	50,000	51,000	53,000	53,000	54,000	1,000
LEVEL	TEXT		TEXT AMT				
1	PER FINANCE DEPT JD 4-18-23		54,000				
			54,000				
001-2225-580.72-28	BBT CAP IMP REV NOTE 2014	3,932	2,835	1,141	1,706	573	1,133-
LEVEL	TEXT		TEXT AMT				
1	PER FINANCE DEPT JD 4-18-23		573				
			573				
001-2225-580.72-30	BB&T STATION 55	10,945	8,075	7,315	10,665	9,557	1,108-
LEVEL	TEXT		TEXT AMT				
1	PER FINANCE DEPT JD 4-18-23		9,557				
			9,557				
001-2225-580.72-40	2016 VEH LSE AMER CAP	340	172	0	0	0	0
LEVEL	TEXT		TEXT AMT				
1	PAID OFF FY 2022						
001-2225-580.72-45	BB&T FIRE TRK & PD 2020	12,201	10,976	9,727	9,727	8,428	1,299-

CITY OF EDGEWATER
DEPARTMENT BUDGET

PREPARED 08/22/23, 10:44:30

ACCOUNT NUMBER	ACCOUNT DESCRIPTION	FY2021 Actuals	FY2022 Actuals	YTD FY2023 Actuals	FY2023 Budget	FY2024 Proposed	COMPARATIVE Variance
LEVEL	TEXT			TEXT AMT			
1	PER FINANCE DEPT JD 4-18-23			8,428			
				8,428			
*		170,894	167,368	158,038	161,954	160,078	1,876-
**	DEBT SERVICE	170,894	167,368	158,038	161,954	160,078	1,876-

CITY OF EDGEWATER
DEPARTMENT BUDGET

PREPARED 08/22/23, 10:44:30

ACCOUNT NUMBER	ACCOUNT DESCRIPTION	FY2021 Actuals	FY2022 Actuals	YTD FY2023 Actuals	FY2023 Budget	FY2024 Proposed	COMPARATIVE Variance
CODE ENFORCEMENT							
001-2230-522.12-10	REGULAR SALARIES	98,311	105,521	113,031	155,460	189,884	34,424
LEVEL 1	TEXT SALARIES PER EMPLOYEE BUDGET LESS: OVERTIME			TEXT AMT 189,946 62- 189,884			
001-2230-522.14-10	OVERTIME	0	5	20	62	62	0
LEVEL 1	TEXT SALARIES PER EMPLOYEE BUDGET			TEXT AMT 62 62			
001-2230-522.15-30	CELL PHONE	677	673	503	675	670	5-
LEVEL 1	TEXT PER EMPLOYEE BUDGET 6-1-23			TEXT AMT 670 670			
001-2230-522.15-60	BOOT ALLOWANCE	150	0	149	150	0	150-
001-2230-522.21-10	FICA TAXES	5,879	6,252	6,765	9,311	11,440	2,129
LEVEL 1	TEXT PER EMPLOYEE BUDGET 6-1-23			TEXT AMT 11,440 11,440			
001-2230-522.21-20	MEDICARE	1,375	1,462	1,582	2,178	2,675	497
LEVEL 1	TEXT PER EMPLOYEE BUDGET 6-1-23			TEXT AMT 2,675 2,675			
001-2230-522.22-20	DCSE	10,200	12,663	13,566	18,655	22,793	4,138
LEVEL 1	TEXT PER EMPLOYEE BUDGET 6-1-23			TEXT AMT 22,793 22,793			
001-2230-522.23-10	LIFE INS	428	523	492	716	876	160

CITY OF EDGEWATER
DEPARTMENT BUDGET

PREPARED 08/22/23, 10:44:30

ACCOUNT NUMBER	ACCOUNT DESCRIPTION	FY2021 Actuals	FY2022 Actuals	YTD FY2023 Actuals	FY2023 Budget	FY2024 Proposed	COMPARATIVE Variance
LEVEL 1	TEXT PER EMPLOYEE BUDGET 6-1-23			TEXT AMT 876 876			
001-2230-522.23-20	GROUP MEDICAL INSURANCE	25,003	28,931	24,198	44,253	55,051	10,798
LEVEL 1	TEXT PER EMPLOYEE BUDGET 6-1-23			TEXT AMT 55,051 55,051			
001-2230-522.23-21	HSA-EMPLOYER CONTRIBUTION	3,433	3,000	3,650	4,300	2,800	1,500-
LEVEL 1	TEXT PER EMPLOYEE BUDGET 6-1-23			TEXT AMT 2,800 2,800			
001-2230-522.23-22	HRA-EMPLOYER CONTRIBUTION	100	150	337	350	250	100-
LEVEL 1	TEXT PER FINANCE ESTIMATE 6-7-23 JD			TEXT AMT 250 250			
001-2230-522.23-30	DENTAL INSURANCE	636	911	773	1,453	1,640	187
LEVEL 1	TEXT PER EMPLOYEE BUDGET 6-1-23			TEXT AMT 1,640 1,640			
001-2230-522.23-40	LT DISABILITY	766	936	880	1,281	1,567	286
LEVEL 1	TEXT PER EMPLOYEE BUDGET 6-1-23			TEXT AMT 1,567 1,567			
001-2230-522.23-60	BROKER & ADMIN FEES	632	900	703	887	899	12
LEVEL 1	TEXT PER FINANCE ESTIMATE 4.17.23 JD			TEXT AMT 899 899			
001-2230-522.24-10	WORKER'S COMPENSATION	1,153	1,137	1,081	2,181	2,111	70-

CITY OF EDGEWATER
DEPARTMENT BUDGET

PREPARED 08/22/23, 10:44:30

ACCOUNT NUMBER	ACCOUNT DESCRIPTION	FY2021 Actuals	FY2022 Actuals	YTD FY2023 Actuals	FY2023 Budget	FY2024 Proposed	COMPARATIVE Variance
LEVEL 1	TEXT PER EMPLOYEE BUDGET 6-1-23			TEXT AMT 2,111 2,111			
001-2230-522.34-10	OTHER CONTRACTUAL SERVICE	9,234	5,098	4,348	10,566	13,966	3,400
LEVEL 1	TEXT PEST CONTROL PER FINANCE JD 04-13-23 SPECIAL MAGISTRATE-/JL 3-13-23 LAWN CUTTING-JL 3-13-23 OFFICE CLEANING SERVICES JL 3-13-23			TEXT AMT 46 8,000 4,000 1,920 13,966			
001-2230-522.40-10	TRAVEL & PER DIEM	0	0	0	0	800	800
LEVEL 1	TEXT FACE TRAINING JL 3-13-23 FACE RECERTIFICATION JL 3-13-23			TEXT AMT 400 400 800			
001-2230-522.41-15	CELLULAR	979	714	572	1,265	440	825-
LEVEL 1	TEXT PER FINANCE ESTIMATE 03.31.23 JD			TEXT AMT 440 440			
001-2230-522.41-40	POSTAGE	3,186	4,141	5,860	14,108	7,300	6,808-
LEVEL 1	TEXT PRELIMINARY PER FINANCE JD 04-14-23			TEXT AMT 7,300 7,300			
001-2230-522.44-10	RENT	60	65	45	60	60	0
LEVEL 1	TEXT PER FINANCE - WATER COOLER RENTAL - JD 04-11-23			TEXT AMT 60 60			
001-2230-522.46-10	REPAIR & MAINTENANCE	278	25	831	831	0	831-
001-2230-522.46-20	FLEET CHARGES	2,924	2,715	3,311	4,379	18,379	14,000

CITY OF EDGEWATER
DEPARTMENT BUDGET

PREPARED 08/22/23, 10:44:30

ACCOUNT NUMBER	ACCOUNT DESCRIPTION	FY2021 Actuals	FY2022 Actuals	YTD FY2023 Actuals	FY2023 Budget	FY2024 Proposed	COMPARATIVE Variance
LEVEL 1	TEXT PRELIMINARY PER FINANCE JD 06-12-23			TEXT AMT 18,379 18,379			
001-2230-522.47-10	PRINTING & BINDING	192	325	325	325	325	0
LEVEL 1	TEXT TOW TAGS-JL 3-13-23 CODE BROCHURES-JL 3-13-23 VEHICLE RESTORE PERMITS-JL 3-13-23 BUSINESS CARDS-JL 3-13-23			TEXT AMT 100 100 25 100 325			
001-2230-522.47-20	COPIER	2,134	2,469	2,180	2,500	2,600	100
LEVEL 1	TEXT COPIER SVC AND PRINTING ESTIMATE JD 4-11-23			TEXT AMT 2,600 2,600			
001-2230-522.49-10	OTHER CHARGES/OBLIGATIONS	50	0	207	250	0	250-
001-2230-522.51-10	OFFICE SUPPLIES	1,383	990	847	900	900	0
LEVEL 1	TEXT CLEAR COVERS FOR POSTINGS JL 3-13-23 COLOR PAPER FOR NOTICES JL 3-13-23 VEHICLE PRINTER INK JL 3-13-23 MISCELLANEOUS SUPPLIES JL 3-13-23			TEXT AMT 150 300 300 150 900			
001-2230-522.52-10	OPERATING SUPPLIES	1,285	1,060	1,523	1,622	3,325	1,703
LEVEL 1	TEXT WOODEN STAKES FOR POSTING-JL 3-13-23 JANITORIAL SUPPLIES-JL 3-13-23 PER FINANCE - BOTTLED WATER - JD 04-11-23 DIGITAL SOUND LEVE METER X2 JL 3-13-23 REPLACE CONFERENCE ROOM CHAIRS JL 4-10-23			TEXT AMT 400 600 325 400 1,600 3,325			
001-2230-522.52-20	UNLEADED & DIESEL	2,192	2,470	3,287	4,233	3,945	288-

CITY OF EDGEWATER
DEPARTMENT BUDGET

PREPARED 08/22/23, 10:44:30

ACCOUNT NUMBER	ACCOUNT DESCRIPTION	FY2021 Actuals	FY2022 Actuals	YTD FY2023 Actuals	FY2023 Budget	FY2024 Proposed	COMPARATIVE Variance
LEVEL	TEXT			TEXT AMT			
1	FUEL ESTIMATE 6-12-23 JD			3,945			
				3,945			
001-2230-522.52-30	UNIFORMS	455	290	574	800	800	0
LEVEL	TEXT			TEXT AMT			
1	UNIFORMS FOR OFFICERS JL 3-13-23			600			
	UNIFORMS FOR CLERK JL 3-13-23			100			
	UNIFORM MAINTENANCE JL 3-13-23			100			
				800			
001-2230-522.54-10	BOOKS, PUBS, SUBS, & MEM	160	160	210	400	400	0
LEVEL	TEXT			TEXT AMT			
1	FL ASSOC OF CODE ENFORCEMENT MEMBERSHIP-JL3-13-23			300			
	VOLUSIA COUNTY CODE ENF MEMBERSHIP-JL3-13-23			100			
				400			
001-2230-522.54-20	EDUCATIONAL DEVELOPMENT	0	0	0	0	800	800
LEVEL	TEXT			TEXT AMT			
1	FL ASSOC OF CODE ENFORCEMENT III MEMBER X 2-JL3-23			800			
				800			
*		173,255	183,586	191,850	284,151	346,758	62,607
**	CODE ENFORCEMENT	173,255	183,586	191,850	284,151	346,758	62,607
***	FIRE	4,086,840	4,525,166	4,254,470	5,605,788	5,650,402	44,614

CITY OF EDGEWATER
DEPARTMENT BUDGET

PREPARED 08/22/23, 10:44:30

ACCOUNT NUMBER	ACCOUNT DESCRIPTION	FY2021 Actuals	FY2022 Actuals	YTD FY2023 Actuals	FY2023 Budget	FY2024 Proposed	COMPARATIVE Variance
001-2310-562.12-10	ANIMAL CONTROL REGULAR SALARIES	38,250	48,542	45,735	58,162	62,525	4,363
LEVEL 1	TEXT SALARIES PER EMPLOYEE BUDGET LESS: OVERTIME			TEXT AMT 62,837 312- 62,525			
001-2310-562.14-10	OVERTIME	154	295	23	270	312	42
LEVEL 1	TEXT SALARIES PER EMPLOYEE BUDGET			TEXT AMT 312 312			
001-2310-562.21-10	FICA TAXES	1,867	2,510	2,422	3,171	2,884	287-
LEVEL 1	TEXT PER EMPLOYEE BUDGET 6-1-23			TEXT AMT 2,884 2,884			
001-2310-562.21-20	MEDICARE	437	587	566	632	674	42
LEVEL 1	TEXT PER EMPLOYEE BUDGET 6-1-23			TEXT AMT 674 674			
001-2310-562.22-20	DCSE	4,608	5,860	5,491	6,802	6,687	115-
LEVEL 1	TEXT PER EMPLOYEE BUDGET 6-1-23			TEXT AMT 6,687 6,687			
001-2310-562.23-10	LIFE INS	165	210	191	242	255	13
LEVEL 1	TEXT PER EMPLOYEE BUDGET 6-1-23			TEXT AMT 255 255			
001-2310-562.23-20	GROUP MEDICAL INSURANCE	12,379	12,320	10,005	12,733	14,299	1,566
LEVEL	TEXT			TEXT AMT			

CITY OF EDGEWATER
DEPARTMENT BUDGET

PREPARED 08/22/23, 10:44:30

ACCOUNT NUMBER	ACCOUNT DESCRIPTION	FY2021 Actuals	FY2022 Actuals	YTD FY2023 Actuals	FY2023 Budget	FY2024 Proposed	COMPARATIVE Variance
1	PER EMPLOYEE BUDGET 6-1-23			14,299 14,299			
001-2310-562.23-21	HSA-EMPLOYER CONTRIBUTION	2,250	2,250	2,250	2,250	1,850	400-
LEVEL	TEXT			TEXT AMT			
1	PER EMPLOYEE BUDGET 6-1-23			1,850 1,850			
001-2310-562.23-30	DENTAL INSURANCE	384	390	316	429	422	7-
LEVEL	TEXT			TEXT AMT			
1	PER EMPLOYEE BUDGET 6-1-23			422 422			
001-2310-562.23-40	LT DISABILITY	295	376	342	433	457	24
LEVEL	TEXT			TEXT AMT			
1	PER EMPLOYEE BUDGET 6-1-23			457 457			
001-2310-562.23-60	BROKER & ADMIN FEES	314	382	294	375	380	5
LEVEL	TEXT			TEXT AMT			
1	PER FINANCE ESTIMATE 4.17.23 JD			380 380			
001-2310-562.24-10	WORKER'S COMPENSATION	587	740	577	844	763	81-
LEVEL	TEXT			TEXT AMT			
1	PER EMPLOYEE BUDGET 6-1-23			763 763			
001-2310-562.34-10	OTHER CONTRACTUAL SERVICE	69,746	76,423	66,876	84,260	83,945	315-
LEVEL	TEXT			TEXT AMT			
1	SHELTER MANAGEMENT PER JL 3-13-23			72,000			
	MISCELLANEOUS JB 3-13-23			300			
	TRAP NUETER RELEASE PROGRAM JB 5-19-22			9,000			
	PEST CONTROL PER FINANCE JD 04-13-23			125			
	PER FINANCE - AC MAINTENANCE; JD 3-31-23			2,220			
	DISPOSAL FEES JL 4-22-22			300			

CITY OF EDGEWATER
DEPARTMENT BUDGET

PREPARED 08/22/23, 10:44:30

ACCOUNT NUMBER	ACCOUNT DESCRIPTION	FY2021 Actuals	FY2022 Actuals	YTD FY2023 Actuals	FY2023 Budget	FY2024 Proposed	COMPARATIVE Variance
				83,945			
001-2310-562.41-10	TELEPHONE	602	664	508	660	680	20
LEVEL	TEXT			TEXT AMT			
1	PER FINANCE DEPT. EST- 3/31/23 JD			680			
				680			
001-2310-562.41-15	CELLULAR	433	813	649	866	870	4
LEVEL	TEXT			TEXT AMT			
1	PER FINANCE ESTIMATE 03.31.23 JD			870			
				870			
001-2310-562.41-40	POSTAGE	14	0	0	0	0	0
001-2310-562.43-30	WATER / SEWER / TRASH	9,045	7,965	6,226	8,674	8,245	429-
LEVEL	TEXT			TEXT AMT			
1	PER FINANCE ESTIMATE 04.11.23 JD			8,245			
				8,245			
001-2310-562.46-10	REPAIR & MAINTENANCE	12,414	11,406	18,305	50,694	27,116	23,578-
LEVEL	TEXT			TEXT AMT			
1	ANIMAL SHELTER MAINTENANCE-JL 3-13-23			11,000			
	GENERATOR PREVENTATIVE MAINTENANCE; JB 5-19-22			350			
	SOFTWARE; JB 5-19-22			700			
	1 A/C UNITS AT \$15K EACH JL3-13-23			15,000			
	REPLACEMENT/REFILL FIRE EXTINGUISHERS JD 4-12-23			66			
				27,116			
001-2310-562.46-20	FLEET CHARGES	1,035	672	1,907	2,116	2,626	510
LEVEL	TEXT			TEXT AMT			
1	PRELIMINARY PER FINANCE JD 06-12-23			2,626			
				2,626			
001-2310-562.46-30	BUILDING	305	0	0	0	0	0
001-2310-562.47-10	PRINTING & BINDING	125	0	75	200	200	0
LEVEL	TEXT			TEXT AMT			

CITY OF EDGEWATER
DEPARTMENT BUDGET

PREPARED 08/22/23, 10:44:30

ACCOUNT NUMBER	ACCOUNT DESCRIPTION	FY2021 Actuals	FY2022 Actuals	YTD FY2023 Actuals	FY2023 Budget	FY2024 Proposed	COMPARATIVE Variance
1	DOOR HANGERS-JL 3-13-23 BUSINESS CARD -JL 3-13-23			150 50 200			
001-2310-562.51-10	OFFICE SUPPLIES	156	81	36	200	200	0
LEVEL	TEXT			TEXT AMT			
1	OFFICE SUPPLIES JL 3-13-23			200 200			
001-2310-562.52-10	OPERATING SUPPLIES	1,229	1,148	1,083	1,250	2,350	1,100
LEVEL	TEXT			TEXT AMT			
1	ANIMAL FOOD-JL 3-13-23 ANIMAL TAGS-JL 3-13-23 TRAPS X 3-JL 3-13-23 ANIMAL CONTROL NET GUN JL 4-10-23			300 350 600 1,100 2,350			
001-2310-562.52-20	UNLEADED & DIESEL	1,110	1,732	1,397	2,054	1,787	267-
LEVEL	TEXT			TEXT AMT			
1	FUEL ESTIMATE 6-12-23 JD			1,787 1,787			
001-2310-562.52-30	UNIFORMS	235	420	43	500	500	0
LEVEL	TEXT			TEXT AMT			
1	ACO UNIFORMS-JL 3-13-23			500 500			
001-2310-562.54-10	BOOKS, PUBS, SUBS, & MEM	0	0	0	150	150	0
LEVEL	TEXT			TEXT AMT			
1	FL ASSOC OF ANIMAL CONTROL JL 3-13-23			150 150			
001-2310-562.54-20	EDUCATIONAL DEVELOPMENT	0	0	0	200	200	0
LEVEL	TEXT			TEXT AMT			
1	ANIMAL CONTROL OFFICER RECERTIFICATION JL 3-13-23			200 200			

CITY OF EDGEWATER
DEPARTMENT BUDGET

PREPARED 08/22/23, 10:44:30

ACCOUNT NUMBER	ACCOUNT DESCRIPTION	FY2021 Actuals	FY2022 Actuals	YTD FY2023 Actuals	FY2023 Budget	FY2024 Proposed	COMPARATIVE Variance
*		158,139	175,786	165,317	238,167	220,377	17,790-
**	CONTROL	158,139	175,786	165,317	238,167	220,377	17,790-
***	ANIMAL	158,139	175,786	165,317	238,167	220,377	17,790-

CITY OF EDGEWATER
DEPARTMENT BUDGET

PREPARED 08/22/23, 10:44:30

ACCOUNT NUMBER	ACCOUNT DESCRIPTION	FY2021 Actuals	FY2022 Actuals	YTD FY2023 Actuals	FY2023 Budget	FY2024 Proposed	COMPARATIVE Variance
ENVIRONMENTAL SERVICES							
PUBLIC WORKS							
001-4020-541.12-10	REGULAR SALARIES	108,079	128,255	119,627	239,212	255,518	16,306
LEVEL	TEXT			TEXT AMT			
1	SALARIES PER EMPLOYEE BUDGET			261,134			
	LESS: OVERTIME			5,616-			
				255,518			
001-4020-541.14-10	OVERTIME	2,836	5,305	732	10,317	5,616	4,701-
LEVEL	TEXT			TEXT AMT			
1	SALARIES PER EMPLOYEE BUDGET			5,616			
				5,616			
001-4020-541.15-30	CELL PHONE	464	465	372	570	491	79-
LEVEL	TEXT			TEXT AMT			
1	SALARIES PER EMPLOYEE BUDGET			491			
				491			
001-4020-541.15-60	BOOT ALLOWANCE	375	370	593	1,200	1,050	150-
LEVEL	TEXT			TEXT AMT			
1	BOOT ALLOWANCE DY 4/20/23			1,050			
				1,050			
001-4020-541.21-10	FICA TAXES	6,820	8,230	7,429	13,865	14,834	969
LEVEL	TEXT			TEXT AMT			
1	SALARIES PER EMPLOYEE BUDGET			14,834			
				14,834			
001-4020-541.21-20	MEDICARE	1,595	1,925	1,737	3,243	3,469	226
LEVEL	TEXT			TEXT AMT			
1	SALARIES PER EMPLOYEE BUDGET			3,469			
				3,469			
001-4020-541.22-20	DCSE	13,329	15,699	14,443	26,914	28,787	1,873
LEVEL	TEXT			TEXT AMT			

CITY OF EDGEWATER
DEPARTMENT BUDGET

PREPARED 08/22/23, 10:44:30

ACCOUNT NUMBER	ACCOUNT DESCRIPTION	FY2021 Actuals	FY2022 Actuals	YTD FY2023 Actuals	FY2023 Budget	FY2024 Proposed	COMPARATIVE Variance
1	SALARIES PER EMPLOYEE BUDGET		28,787	28,787			
001-4020-541.23-10	LIFE INS	457	559	525	1,038	1,102	64
LEVEL	TEXT		TEXT AMT				
1	SALARIES PER EMPLOYEE BUDGET		1,102				
			1,102				
001-4020-541.23-20	GROUP MEDICAL INSURANCE	28,644	29,687	20,991	68,407	68,869	462
LEVEL	TEXT		TEXT AMT				
1	SALARIES PER EMPLOYEE BUDGET		68,869				
			68,869				
001-4020-541.23-21	HSA-EMPLOYER CONTRIBUTION	1,870	1,613	190	1,400	5,700	4,300
LEVEL	TEXT		TEXT AMT				
1	SALARIES PER EMPLOYEE BUDGET		5,700				
			5,700				
001-4020-541.23-22	HRA-EMPLOYER CONTRIBUTION	0	0	0	750	750	0
LEVEL	TEXT		TEXT AMT				
1	PER FINANCE ESTIMATE 6-7-23 JD		750				
			750				
001-4020-541.23-30	DENTAL INSURANCE	502	529	390	1,739	1,716	23-
LEVEL	TEXT		TEXT AMT				
1	SALARIES PER EMPLOYEE BUDGET		1,716				
			1,716				
001-4020-541.23-40	LT DISABILITY	817	999	940	1,857	1,972	115
LEVEL	TEXT		TEXT AMT				
1	SALARIES PER EMPLOYEE BUDGET		1,972				
			1,972				
001-4020-541.23-60	BROKER & ADMIN FEES	727	914	612	878	891	13
LEVEL	TEXT		TEXT AMT				

CITY OF EDGEWATER
DEPARTMENT BUDGET

PREPARED 08/22/23, 10:44:30

ACCOUNT NUMBER	ACCOUNT DESCRIPTION	FY2021 Actuals	FY2022 Actuals	YTD FY2023 Actuals	FY2023 Budget	FY2024 Proposed	COMPARATIVE Variance
1	PER FINANCE ESTIMATE 4.17.23 JD			891 891			
001-4020-541.24-10	WORKER'S COMPENSATION	6,599	8,839	6,432	9,998	16,043	6,045
LEVEL	TEXT			TEXT AMT			
1	SALARIES PER EMPLOYEE BUDGET			16,043 16,043			
001-4020-541.31-10	PROFESSIONAL SERVICES	0	0	0	0	33,000	33,000
LEVEL	TEXT			TEXT AMT			
1	PROFESSIONAL SERVICES DY 4/20/23			33,000 33,000			
001-4020-541.34-10	OTHER CONTRACTUAL SERVICE	0	96,996	4,333	4,500	178,939	174,439
LEVEL	TEXT			TEXT AMT			
1	FEC BLANKET DY 4/20/23 FEC 2024 GRADE CROSSING MAINT PROGRAM LTR 07.01.23			4,500 174,439 178,939			
001-4020-541.40-10	TRAVEL & PER DIEM	0	0	0	66	66	0
LEVEL	TEXT			TEXT AMT			
1	ADVANCED MOT TRAINING MEALS (2) DY 4/20/23 BUCKET TRUCK TRAINING MEALS (2) DY 4/20/23 AERIAL LIFT SAFETY & TREE TRIMMING MEALS (2) DY423			22 22 22 66			
001-4020-541.41-15	CELLULAR	1,238	873	841	1,170	870	300-
LEVEL	TEXT			TEXT AMT			
1	PER FINANCE ESTIMATE 03.31.23 JD			870 870			
001-4020-541.41-40	POSTAGE	1	1	2	5	10	5
LEVEL	TEXT			TEXT AMT			
1	PRELIMINARY PER FINANCE JD 04-14-23			10 10			

CITY OF EDGEWATER
DEPARTMENT BUDGET

PREPARED 08/22/23, 10:44:30

ACCOUNT NUMBER	ACCOUNT DESCRIPTION	FY2021 Actuals	FY2022 Actuals	YTD FY2023 Actuals	FY2023 Budget	FY2024 Proposed	COMPARATIVE Variance
001-4020-541.46-10	REPAIR & MAINTENANCE	32,183	24,152	12,835	73,500	67,500	6,000-
LEVEL	TEXT			TEXT AMT			
1	CONCRETE FOR SIDEWALK DY 4/20/23			50,000			
	SMALL EQUIPMENT REPAIRS DY 4/20/23			5,000			
	FEC RR CROSSING SIGNAL MAINT DY 4/20/23			12,500			
				67,500			
001-4020-541.46-20	FLEET CHARGES	21,632	26,658	27,273	30,139	2,188	27,951-
LEVEL	TEXT			TEXT AMT			
1	PRELIMINARY PER FINANCE JD 06-12-23			2,188			
				2,188			
001-4020-541.48-10	PROMOTIONAL ACTIVITIES	0	0	0	200	350	150
LEVEL	TEXT			TEXT AMT			
1	ADOPT A ROAD DY 4/20/23			350			
				350			
001-4020-541.49-10	OTHER CHARGES/OBLIGATIONS	1,873	408	4,150	4,956	4,756	200-
LEVEL	TEXT			TEXT AMT			
1	TREE REMOVAL DY 4/20/23			3,500			
	DRUG TESTS & PHYSICALS DY 4/20/23			600			
	CDL REIMBURSEMENTS DY 4/20/23			200			
	CELL ACCESS FOR SERVICE TABLET DY 4/20/23			456			
				4,756			
001-4020-541.51-10	OFFICE SUPPLIES	0	3	0	100	100	0
LEVEL	TEXT			TEXT AMT			
1	OFFICE SUPPLIES DY 4/20/23			100			
				100			
001-4020-541.52-10	OPERATING SUPPLIES	1,916	7,565	3,329	8,000	8,000	0
LEVEL	TEXT			TEXT AMT			
1	MOWER/WEEDEATER SUPPLIES DY 4/20/23			1,000			
	CHAINSAWS DY 4/20/23			1,000			
	FIRST AID/SAFETY SUPPLIES DY 4/20/23			1,000			
	MOT SUPPLIES DY 4/20/23			5,000			

CITY OF EDGEWATER
DEPARTMENT BUDGET

PREPARED 08/22/23, 10:44:30

ACCOUNT NUMBER	ACCOUNT DESCRIPTION	FY2021 Actuals	FY2022 Actuals	YTD FY2023 Actuals	FY2023 Budget	FY2024 Proposed	COMPARATIVE Variance
				8,000			
001-4020-541.52-20	UNLEADED & DIESEL	3,811	6,412	4,305	8,822	5,100	3,722-
LEVEL	TEXT			TEXT AMT			
1	FUEL ESTIMATE 6-12-23 JD			5,100			
				5,100			
001-4020-541.52-30	UNIFORMS	691	503	548	1,200	1,200	0
LEVEL	TEXT			TEXT AMT			
1	SHIRTS & PANTS DY 4/20/23			1,000			
	JACKETS DY 4/20/23			200			
				1,200			
001-4020-541.52-40	STREET SIGN PROGRAM	12,333	33,713	13,306	17,273	14,000	3,273-
LEVEL	TEXT			TEXT AMT			
1	STREET SIGNS DY 4/20/23			6,000			
	STOP SIGNS DY 4/20/23			6,000			
	SIGN POSTS DY 4/20/23			2,000			
				14,000			
001-4020-541.53-10	ROAD MATERIALS & SUPPLIES	23,306	31,305	40,894	64,000	53,000	11,000-
LEVEL	TEXT			TEXT AMT			
1	ASPHALT DY 4/20/23			10,000			
	SHELL DY 4/20/23			9,000			
	EELS GROVE & W 442 RD MAINT (VC) DY 4/20/23			7,000			
	THERMOPLASTIC & STRIPING DY 4/20/23			7,000			
	MILLINGS FOR DIRT ROAD DY 4/20/23			5,000			
	STRIPING ROADS CONTRACTED DY 4/20/23			15,000			
				53,000			
001-4020-541.54-20	EDUCATIONAL DEVELOPMENT	300	0	75	1,750	1,750	0
LEVEL	TEXT			TEXT AMT			
1	ADVANCED MOT TRAINING (2) DY 4/20/23			350			
	BUCKET TRUCK TRAINING (2) DY 4/20/23			750			
	AERIAL LIFT SAFETY & TREE TRIMMING (2) DY 4/20/23			650			
				1,750			
*		272,398	431,978	286,904	597,069	777,637	180,568

CITY OF EDGEWATER
DEPARTMENT BUDGET

PREPARED 08/22/23, 10:44:30

ACCOUNT NUMBER	ACCOUNT DESCRIPTION	FY2021 Actuals	FY2022 Actuals	YTD FY2023 Actuals	FY2023 Budget	FY2024 Proposed	COMPARATIVE Variance
**	PUBLIC WORKS	272,398	431,978	286,904	597,069	777,637	180,568
***	ENVIRONMENTAL SERVICES	272,398	431,978	286,904	597,069	777,637	180,568

CITY OF EDGEWATER
DEPARTMENT BUDGET

PREPARED 08/22/23, 10:44:30

ACCOUNT NUMBER	ACCOUNT DESCRIPTION	FY2021 Actuals	FY2022 Actuals	YTD FY2023 Actuals	FY2023 Budget	FY2024 Proposed	COMPARATIVE Variance
NON-DEPARTMENTAL							
001-5555-580.22-10	RETIREMENT CONTRIBUTIONS	308,119	290,574	269,651	320,288	345,842	25,554
LEVEL 1	TEXT						
	REQUIRED CITY CONTRIBUTION GENERAL EMPLOYE PENSION PER FOSTER & FOSTER 10/1/21 VALUATION JB 06.13.23						
001-5555-580.22-20	RETIREMENT CONTRIB DC	0	0	119,229	0	0	0
001-5555-580.22-30	STATE CONTRIBUTION FIRE	186,156	201,301	0	186,200	201,000	14,800
LEVEL 1	TEXT						
	PER FINANCE ESTIMATE JD 03.28.23 NOTE: REV 001-0000-312.51-10 S/B SAME AMOUNT						
001-5555-580.22-40	STATE CONTRIBUTION POLICE	180,475	195,502	0	180,500	195,000	14,500
LEVEL 1	TEXT						
	PER FINANCE ESTIMATE JD 03.28.23 NOTE: REV 001-0000-312.52-10 S/B SAME AMOUNT						
001-5555-580.25-10	UNEMPLOYMENT COMPENSATION	6,309	71	1,075	2,800	2,800	0
LEVEL 1	TEXT						
	ESTIMATE PER FINANCE BK						
001-5555-580.31-10	PROFESSIONAL SERVICES	31,350	23,875	14,400	65,450	54,250	11,200-
LEVEL 1	TEXT						
	ANNUAL OPEB EVALUATION ESTIMATE JD 4-17-23 MUNICIPAL CODE ESTIMATE JD 4-17-23 LOBBYIST REQUEST BY CITY MANGER 03.15.23						
001-5555-580.32-10	ACCOUNTING & AUDITING	68,500	66,000	70,100	89,700	74,700	15,000-
LEVEL 1	TEXT						

CITY OF EDGEWATER
DEPARTMENT BUDGET

PREPARED 08/22/23, 10:44:30

ACCOUNT NUMBER	ACCOUNT DESCRIPTION	FY2021 Actuals	FY2022 Actuals	YTD FY2023 Actuals	FY2023 Budget	FY2024 Proposed	COMPARATIVE Variance
1	JAMES MOORE & CO OPTIONAL EXTENSTION OF CONTRACT AUDIT PER RFP 19-FN-003 20/21 AMOUNT JD 4-27-22 FINANCIAL STATEMENT PREPARATION FEE SINGLE AUDIT - FEDERAL SINGLE AUDIT - STATE CRA AUDIT			56,200 5,500 4,000 4,000 5,000 74,700			
001-5555-580.34-10	OTHER CONTRACTUAL SERVICE	31,916	140,570	103,369	188,024	79,834	108,190-
LEVEL	TEXT			TEXT AMT			
1	PEST CONTROL PER FINANCE JD 04-13-23 AC MAINT. PER FINANCE EST.-FILTERS, REPAIR JANITORIAL EXPENSE PER FINANCE DEPT. EST 4-12-23 SCHOOL MARSHAL PROGRAM 06.12.23 WSBB DIEGEL COMMUNICATIONS SPRUCE MOUNTAIN MEDIA - PIO TURTLE MITIGATION 06.12.23			125 3,000 21,709 5,000 50,000 79,834			
001-5555-580.41-20	VOIP / NETWORK	62,522	62,910	44,521	64,900	54,200	10,700-
LEVEL	TEXT			TEXT AMT			
1	PER FINANCE DEPT. EST- 3/31/23 JD			54,200 54,200			
001-5555-580.41-30	LEGAL ADS	1,381	0	0	0	0	0
001-5555-580.41-40	PB POSTAGE METER LEASE	2,175	1,773	544	2,100	1,800	300-
LEVEL	TEXT			TEXT AMT			
1	PRELIMINARY PER FINANCE JD 04-14-23			1,800 1,800			
001-5555-580.43-10	ELECTRIC	14,907	17,859	14,434	18,066	18,930	864
LEVEL	TEXT			TEXT AMT			
1	PER FINANCE DEPT. EST- 4/12/23 JD			18,930 18,930			
001-5555-580.43-30	WATER / SEWER / TRASH	10,433	12,960	9,814	13,780	13,413	367-
LEVEL	TEXT			TEXT AMT			

CITY OF EDGEWATER
DEPARTMENT BUDGET

PREPARED 08/22/23, 10:44:30

ACCOUNT NUMBER	ACCOUNT DESCRIPTION	FY2021 Actuals	FY2022 Actuals	YTD FY2023 Actuals	FY2023 Budget	FY2024 Proposed	COMPARATIVE Variance
1	PER FINANCE ESTIMATE 04.11.23 JD			13,413 13,413			
001-5555-580.43-40	GAS	586	690	1,935	1,998	0	1,998-
001-5555-580.44-10	RENT	0	21,357-	0	0	0	0
001-5555-580.45-10	GENERAL LIABILITY	26,381	26,761	34,514	34,514	39,506	4,992
LEVEL	TEXT			TEXT AMT			
1	PER FINANCE ESTIMATE JD 06.12.23			39,506 39,506			
001-5555-580.45-15	PROPERTY	60,798	62,066	74,111	74,112	149,977	75,865
LEVEL	TEXT			TEXT AMT			
1	PER FINANCE ESTIMATE JD 06.12.23			149,977 149,977			
001-5555-580.45-20	PUBLIC OFFICIALS	20,022	20,995	25,979	25,980	28,582	2,602
LEVEL	TEXT			TEXT AMT			
1	PER FINANCE ESTIMATE JD 06.12.23			28,582 28,582			
001-5555-580.45-25	AUTOMOBILE	24,684	27,379	31,075	31,075	35,554	4,479
LEVEL	TEXT			TEXT AMT			
1	PER FINANCE ESTIMATE JD 06.12.23			35,554 35,554			
001-5555-580.45-30	CRIME/EMPLOYEE DISHONESTY	2,000	2,000	2,177	2,177	2,250	73
LEVEL	TEXT			TEXT AMT			
1	PER FINANCE ESTIMATE JD 06.12.23			2,250 2,250			
001-5555-580.45-35	ENVIRONMENTAL LIABILITY	3,787	4,090	4,090	4,090	4,212	122
LEVEL	TEXT			TEXT AMT			
1	PER FINANCE ESTIMATE JD 06.12.23			4,212 4,212			

CITY OF EDGEWATER
DEPARTMENT BUDGET

PREPARED 08/22/23, 10:44:30

ACCOUNT NUMBER	ACCOUNT DESCRIPTION	FY2021 Actuals	FY2022 Actuals	YTD FY2023 Actuals	FY2023 Budget	FY2024 Proposed	COMPARATIVE Variance
001-5555-580.45-40	POLICE PROF LIABILITY	23,239	23,585	27,337	27,337	31,000	3,663
LEVEL	TEXT			TEXT AMT			
1	PER FINANCE ESTIMATE JD 06.12.23			31,000			
				31,000			
001-5555-580.45-45	FIDUCIARY	0	0	5,034	5,034	12,865	7,831
LEVEL	TEXT			TEXT AMT			
1	PER FINANCE ESTIMATE JD 06.12.23			12,865			
				12,865			
001-5555-580.45-50	POLICE AD&D	3,545	3,892	3,892	3,892	4,000	108
LEVEL	TEXT			TEXT AMT			
1	PER FINANCE ESTIMATE JD 06.12.23			4,000			
				4,000			
001-5555-580.45-60	FIRE CANCER	0	5,720	5,555	5,555	6,000	445
LEVEL	TEXT			TEXT AMT			
1	PER FINANCE ESTIMATE JD 06.12.23			6,000			
				6,000			
001-5555-580.45-65	COMPUTER/NETWORK	0	846	810	810	1,511	701
LEVEL	TEXT			TEXT AMT			
1	PER FINANCE ESTIMATE JD 06.12.23			1,511			
				1,511			
001-5555-580.46-10	REPAIR & MAINTENANCE	59,446	16,688	8,782	30,096	34,486	4,390
LEVEL	TEXT			TEXT AMT			
1	PER FINANCE DEPT. ESTIMATE - PRELIM. JB 5-23-22			30,000			
	FIRE EXTINGUISHER ANNUAL FEE JD 4-12-23			1,001			
	GENERATOR MAINT. PER FINANCE DEPT. ESTIMATE JD			305			
	PER FINANCE - AC MAINTENANCE; JD 3-31-23			3,180			
				34,486			
001-5555-580.49-10	OTHER CHARGES/OBLIGATIONS	5,392	9,267	4,570	4,900	4,900	0

CITY OF EDGEWATER
DEPARTMENT BUDGET

PREPARED 08/22/23, 10:44:30

ACCOUNT NUMBER	ACCOUNT DESCRIPTION	FY2021 Actuals	FY2022 Actuals	YTD FY2023 Actuals	FY2023 Budget	FY2024 Proposed	COMPARATIVE Variance
LEVEL 1	TEXT PARTOWNE INDUSTRIAL ANNUAL ASSESSMENT-UPDATED DLT AFS, INC- UPDATED BY EDGEDLT			TEXT AMT 4,300 600 4,900			
001-5555-580.49-20	BANK CHARGES	159,683	87,543	68,315	91,300	94,000	2,700
LEVEL 1	TEXT PER FINANCE DEPT. EST- PRELIMINARY 4/14/23 JD			TEXT AMT 94,000 94,000			
001-5555-580.49-30	INSURANCE DEDUCTIBLE	22,021	13,837	26,370	37,909	2,500	35,409-
LEVEL 1	TEXT PER FINANCE DEPT. ESTIMATE - PRELIMINARY 4/26/18			TEXT AMT 2,500 2,500			
001-5555-580.49-63	HURRICANE CHARGES IAN	0	2,371	25,271	25,271	0	25,271-
001-5555-580.49-90	DERELICT VESSEL REMOVAL	8,250	0	0	0	0	0
001-5555-580.50-10	EDGEWATER TAX CONTRIBUTIO	177,892	187,878	236,270	238,382	299,450	61,068
LEVEL 1	TEXT PRELIMINARY TAX VALUE FROM PROPERTY APPRAISER ON 06.23.23 \$112,550,417 LESS BASE YEAR VALUE OF \$62,754,205 = INCREMENT VALUE \$49,796,212 PER THOUSAND @ 6.33 MILS @ 95%			TEXT AMT 299,450 299,450			
001-5555-580.51-10	OFFICE SUPPLIES	9	104	0	0	0	0
001-5555-580.51-11	BUYDOWN	0	0	32,492	32,492	32,492	0
LEVEL 1	TEXT ESTIMATED FIRE ASSEMENT BUYDOWN			TEXT AMT 32,492 32,492			
001-5555-580.52-10	OPERATING SUPPLIES	5,790	14,368	5,561	12,500	7,200	5,300-
LEVEL 1	TEXT PER FINANCE DEPT. ESTIMATE - PRELIMINARY 6-7-23			TEXT AMT 7,200			

CITY OF EDGEWATER
DEPARTMENT BUDGET

PREPARED 08/22/23, 10:44:30

ACCOUNT NUMBER	ACCOUNT DESCRIPTION	FY2021 Actuals	FY2022 Actuals	YTD FY2023 Actuals	FY2023 Budget	FY2024 Proposed	COMPARATIVE Variance
				7,200			
001-5555-580.52-60	COMPUTER SUPPLIES	0	14,028	0	0	0	0
001-5555-580.58-98	OVER/SHORT	10-	0	0	0	0	0
001-5555-580.61-10	LAND	0	0	2,663,841	2,663,841	0	2,663,841-
001-5555-580.63-10	IMPROVEMENTS O/T BUILDING	0	0	0	38,790	0	38,790-
001-5555-580.64-10	MACHINERY & EQUIPMENT	408,507	38,765	105,098	137,245	86,000	51,245-
LEVEL	TEXT			TEXT AMT			
1	TRAFFIC/SPEED/MESSAGE MOBILE UNIT (18000*2)			36,000			
	TRAFFIC CALMING SPEED SIGNS (5000*5)			25,000			
	SECURITY CAMERAS IN PARKS			25,000			
				86,000			
001-5555-580.64-20	MOTOR VEHICLES	794,410	170,707	574,175	1,842,732	1,013,453	829,279-
LEVEL	TEXT			TEXT AMT			
1	POLICE PATROL INTERCEPTOR 1 CNT (IMPACT FEES)			72,126			
	POLICE K9 PATROL F150 1 COUNT (IMPACT FEES)			77,664			
	FIRE PICK UP TRUCK 4X4 4-DOOR FIRE INSPCETOR			40,000			
	FIRE HEAVY DUTY 4X4 2 DOOR EXT CAB BRUSH TRUCK			80,000			
	PARK & REC CREW CAB DUMP BODY TRUCK			120,000			
	PARK & REC BOBCAT UW56 TOOL CAT			80,000			
	PARK & REC HEAVY DUTY UTV 2 CNT			44,000			
	PARK & REC PICK UP TRUCK 3/4 TON 2 CNT			100,000			
	PARK & REC PICK UP TRUCK 1 TON UTILITY BED SRW			75,000			
	STREETS TRACTOR 4X4 ENCLOSED CAB			40,000			
	TOWABLE BOOM LIFT			40,000			
	POLICE PATROL INTERCEPTOR 3 CNT			216,378			
	PD FORD MAVERICK			28,285			
				1,013,453			
001-5555-580.71-40	2016 VEH LSE AMER CAP	3,808	3,886	0	0	0	0
LEVEL	TEXT			TEXT AMT			
1	PAID OFF FY 2022						
001-5555-580.71-47	GASB 87	0	19,775	0	0	0	0
001-5555-580.72-40	2016 VEH LSE AMER CAP	157	79	0	0	0	0
LEVEL	TEXT			TEXT AMT			

CITY OF EDGEWATER
DEPARTMENT BUDGET

PREPARED 08/22/23, 10:44:30

ACCOUNT NUMBER	ACCOUNT DESCRIPTION	FY2021 Actuals	FY2022 Actuals	YTD FY2023 Actuals	FY2023 Budget	FY2024 Proposed	COMPARATIVE Variance
1	PAID OFF FY 2022						
001-5555-580.72-47	RIGHT TO USE ASSET	0	1,581	0	0	0	0
*		2,714,640	1,750,939	4,614,391	6,503,840	2,931,707	3,572,133-
001-5555-581.02-20	DEBT SERVICE	161,917	161,013	134,979	161,975	161,838	137-
LEVEL	TEXT						
1	TRANSFER PARK LAND ACQUISITION DEBT 06.13.23 BV						
001-5555-581.03-31	CAPITAL FUND	377,448	818,683	439,318	2,227,177	400,000	1,827,177-
LEVEL	TEXT						
1	TRANSFER FOR SIDEWALKS						
	TRF WHALER WAY BOAT RAMP ENG/DESIGN/PERMIT						
001-5555-581.04-50	PUBLIC WORKS COMPLEX	0	88,500	0	0	0	0
001-5555-581.05-01	MIS	611,312	931,294	682,166	850,599	1,005,910	155,311
LEVEL	TEXT						
1	PRELIMINARY PER FINANCE BV 08.10.23						
*		1,150,677	1,999,490	1,256,463	3,239,751	1,567,748	1,672,003-
001-5555-589.10-01	CURRENT YEAR UNRESERVED	0	0	0	35,000	165,705	130,705
LEVEL	TEXT						
1	CONTINGENCY FOR MISC. SURVEY, ETC.						
	CONTINGENCY FOR COST ESCALATION ENVIRONEMENT						
001-5555-589.20-01	CITY HALL BUILDING FUND	0	0	0	100,000	100,000	0
LEVEL	TEXT						
1	CITY HALL SET ASIDE						
*		0	0	0	135,000	265,705	130,705
**	DEPARTMENTAL	3,865,317	3,750,429	5,870,854	9,878,591	4,765,160	5,113,431-
***	NON-	3,865,317	3,750,429	5,870,854	9,878,591	4,765,160	5,113,431-

CITY OF EDGEWATER
DEPARTMENT BUDGET

PREPARED 08/22/23, 10:44:30

ACCOUNT NUMBER	ACCOUNT DESCRIPTION	FY2021 Actuals	FY2022 Actuals	YTD FY2023 Actuals	FY2023 Budget	FY2024 Proposed	COMPARATIVE Variance
GROUND MAINTENANCE BEAUTIFICATION							
001-6010-541.12-10	REGULAR SALARIES	122,376	148,802	147,592	186,286	194,002	7,716
LEVEL 1	TEXT SALARIES PER EMPLOYEE BUDGET LESS: OVERTIME			TEXT AMT 197,184 3,182- 194,002			
001-6010-541.14-10	OVERTIME	3,142	2,093	1,982	3,229	3,182	47-
LEVEL 1	TEXT SALARIES PER EMPLOYEE BUDGET			TEXT AMT 3,182 3,182			
001-6010-541.15-60	BOOT ALLOWANCE	538	745	436	440	0	440-
001-6010-541.21-10	FICA TAXES	7,555	8,933	8,841	11,358	11,718	360
LEVEL 1	TEXT PER EB 06.22.23			TEXT AMT 11,718 11,718			
001-6010-541.21-20	MEDICARE	1,767	2,089	2,067	2,660	2,741	81
LEVEL 1	TEXT PER EB 06.22.23			TEXT AMT 2,741 2,741			
001-6010-541.22-20	DCSE	15,062	18,107	14,853	22,062	23,280	1,218
LEVEL 1	TEXT PER EB 06.22.23			TEXT AMT 23,280 23,280			
001-6010-541.23-10	LIFE INS	571	657	636	848	889	41
LEVEL 1	TEXT PER EB 06.22.23			TEXT AMT 889 889			
001-6010-541.23-20	GROUP MEDICAL INSURANCE	31,849	30,556	34,019	42,327	52,848	10,521

CITY OF EDGEWATER
DEPARTMENT BUDGET

PREPARED 08/22/23, 10:44:30

ACCOUNT NUMBER	ACCOUNT DESCRIPTION	FY2021 Actuals	FY2022 Actuals	YTD FY2023 Actuals	FY2023 Budget	FY2024 Proposed	COMPARATIVE Variance
LEVEL 1	TEXT PER EB 06.22.23			TEXT AMT 52,848 52,848			
001-6010-541.23-21	HSA-EMPLOYER CONTRIBUTION	6,183	4,192	7,500	7,550	6,900	650-
LEVEL 1	TEXT PER EB 06.22.23			TEXT AMT 6,900 6,900			
001-6010-541.23-30	DENTAL INSURANCE	909	994	976	1,356	1,333	23-
LEVEL 1	TEXT PER EB 06.22.23			TEXT AMT 1,333 1,333			
001-6010-541.23-40	LT DISABILITY	1,021	1,175	1,138	1,518	1,591	73
LEVEL 1	TEXT PER EB 06.22.23			TEXT AMT 1,591 1,591			
001-6010-541.23-60	BROKER & ADMIN FEES	862	960	1,001	1,160	670	490-
LEVEL 1	TEXT PER FINANCE ESTIMATE 4.17.23 JD			TEXT AMT 670 670			
001-6010-541.24-10	WORKER'S COMPENSATION	4,315	5,357	4,731	6,009	6,673	664
LEVEL 1	TEXT PER EB 06.22.23			TEXT AMT 6,673 6,673			
001-6010-541.43-10	ELECTRIC	150,928	158,573	123,667	170,669	168,030	2,639-
LEVEL 1	TEXT PER FINANCE DEPT. EST- 4/12/23 JD			TEXT AMT 168,030 168,030			

CITY OF EDGEWATER
DEPARTMENT BUDGET

PREPARED 08/22/23, 10:44:30

ACCOUNT NUMBER	ACCOUNT DESCRIPTION	FY2021 Actuals	FY2022 Actuals	YTD FY2023 Actuals	FY2023 Budget	FY2024 Proposed	COMPARATIVE Variance
001-6010-541.43-30	WATER / SEWER / TRASH	9,747	7,665	3,635	6,616	7,935	1,319
LEVEL	TEXT			TEXT AMT			
1	PER FINANCE ESTIMATE 04.11.23 JD			7,935			
				7,935			
001-6010-541.46-10	REPAIR & MAINTENANCE	15,733	22,905	8,324	25,000	25,000	0
LEVEL	TEXT			TEXT AMT			
1	MOWER & EQUIPMENT REPAIR & MAINTENANCE SB 4-21-23			25,000			
				25,000			
001-6010-541.46-20	FLEET CHARGES	15,081	11,779	14,130	21,797	7,877	13,920-
LEVEL	TEXT			TEXT AMT			
1	PRELIMINARY PER FINANCE JD 06-12-23			7,877			
				7,877			
001-6010-541.49-10	OTHER CHARGES/OBLIGATIONS	6,329	3,519	1,867	10,000	10,000	0
LEVEL	TEXT			TEXT AMT			
1	NEW HIRE BACKGROUND CHECKS/DRUGSCREEN/PHYSICALS SB 4-21-23			10,000			
				10,000			
001-6010-541.52-10	OPERATING SUPPLIES	14,209	15,001	1,105	15,000	15,000	0
LEVEL	TEXT			TEXT AMT			
1	FERTILIZER & PESTICIDE SB 4-21-23			15,000			
				15,000			
001-6010-541.52-20	UNLEADED & DIESEL	2,895	2,932	1,332	4,914	2,000	2,914-
LEVEL	TEXT			TEXT AMT			
1	FUEL ESTIMATE 6-12-23 JD			2,000			
				2,000			
001-6010-541.52-30	UNIFORMS	992	1,785	91	2,500	2,500	0
LEVEL	TEXT			TEXT AMT			

CITY OF EDGEWATER
DEPARTMENT BUDGET

PREPARED 08/22/23, 10:44:30

ACCOUNT NUMBER	ACCOUNT DESCRIPTION	FY2021 Actuals	FY2022 Actuals	YTD FY2023 Actuals	FY2023 Budget	FY2024 Proposed	COMPARATIVE Variance
1	UNIFORMS SB 4-21-23			2,500			
				2,500			
001-6010-541.54-10	BOOKS, PUBS, SUBS, & MEM	0	0	0	250	250	0
LEVEL	TEXT			TEXT AMT			
1	MEMBERSHIPS SB 4-21-23			250			
				250			
001-6010-541.54-20	EDUCATIONAL DEVELOPMENT	0	0	0	1,000	5,000	4,000
LEVEL	TEXT			TEXT AMT			
1	EDUCATIONAL SB 4-21-23			5,000			
				5,000			
*		412,064	448,819	379,923	544,549	549,419	4,870
**	BEAUTIFICATION	412,064	448,819	379,923	544,549	549,419	4,870
***	GROUND MAINTENANCE	412,064	448,819	379,923	544,549	549,419	4,870

CITY OF EDGEWATER
DEPARTMENT BUDGET

PREPARED 08/22/23, 10:44:30

ACCOUNT NUMBER	ACCOUNT DESCRIPTION	FY2021 Actuals	FY2022 Actuals	YTD FY2023 Actuals	FY2023 Budget	FY2024 Proposed	COMPARATIVE Variance
CULTURE / RECREATION ADMIN							
001-7210-572.12-10	REGULAR SALARIES	207,465	245,705	232,638	289,812	305,510	15,698
LEVEL	TEXT			TEXT AMT			
1	SALARIES PER EMPLOYEE BUDGET			306,987			
	LESS: OVERTIME			1,477-			
				305,510			
001-7210-572.13-10	OTHER SALARIES	0	0	0	312	0	312-
001-7210-572.14-10	OVERTIME	191	658	1,682	4,193	1,477	2,716-
LEVEL	TEXT			TEXT AMT			
1	SALARIES PER EMPLOYEE BUDGET			1,477			
				1,477			
001-7210-572.15-30	CELL PHONE	0	0	35	105	0	105-
001-7210-572.15-60	BOOT ALLOWANCE	0	0	0	0	150	150
LEVEL	TEXT			TEXT AMT			
1	BOOT ALLOWANCE DD			150			
	SB 4-21-23			150			
001-7210-572.21-10	FICA TAXES	12,837	15,234	14,495	18,039	18,745	706
LEVEL	TEXT			TEXT AMT			
1	PER EMPLOYEE BUDGET 6-1-23			18,745			
				18,745			
001-7210-572.21-20	MEDICARE	3,002	3,563	3,390	4,219	4,384	165
LEVEL	TEXT			TEXT AMT			
1	PER EMPLOYEE BUDGET 6-1-23			4,384			
				4,384			
001-7210-572.22-20	DCSE	24,919	29,564	28,118	35,085	36,372	1,287
LEVEL	TEXT			TEXT AMT			
1	PER EMPLOYEE BUDGET 6-1-23			36,372			

CITY OF EDGEWATER
DEPARTMENT BUDGET

PREPARED 08/22/23, 10:44:30

ACCOUNT NUMBER	ACCOUNT DESCRIPTION	FY2021 Actuals	FY2022 Actuals	YTD FY2023 Actuals	FY2023 Budget	FY2024 Proposed	COMPARATIVE Variance
				36,372			
001-7210-572.23-10	LIFE INS	957	1,093	1,035	1,313	1,395	82
LEVEL	TEXT			TEXT AMT			
1	PER EMPLOYEE BUDGET 6-1-23			1,395			
				1,395			
001-7210-572.23-20	GROUP MEDICAL INSURANCE	52,938	50,974	40,995	56,165	58,591	2,426
LEVEL	TEXT			TEXT AMT			
1	PER EMPLOYEE BUDGET 6-1-23			58,591			
				58,591			
001-7210-572.23-21	HSA-EMPLOYER CONTRIBUTION	0	1,300	1,300	2,800	1,300	1,500-
LEVEL	TEXT			TEXT AMT			
1	PER EMPLOYEE BUDGET 6-1-23			1,300			
				1,300			
001-7210-572.23-22	HRA-EMPLOYER CONTRIBUTION	200	100	0	500	500	0
LEVEL	TEXT			TEXT AMT			
1	PER FINANCE ESTIMATE 6-7-23 JD			500			
				500			
001-7210-572.23-30	DENTAL INSURANCE	1,684	1,768	1,506	2,311	2,013	298-
LEVEL	TEXT			TEXT AMT			
1	PER EMPLOYEE BUDGET 6-1-23			2,013			
				2,013			
001-7210-572.23-40	LT DISABILITY	1,712	1,955	1,853	2,350	2,497	147
LEVEL	TEXT			TEXT AMT			
1	PER EMPLOYEE BUDGET 6-1-23			2,497			
				2,497			
001-7210-572.23-60	BROKER & ADMIN FEES	1,363	1,605	1,228	1,592	1,614	22
LEVEL	TEXT			TEXT AMT			

CITY OF EDGEWATER
DEPARTMENT BUDGET

PREPARED 08/22/23, 10:44:30

ACCOUNT NUMBER	ACCOUNT DESCRIPTION	FY2021 Actuals	FY2022 Actuals	YTD FY2023 Actuals	FY2023 Budget	FY2024 Proposed	COMPARATIVE Variance
1	PER FINANCE ESTIMATE 4.17.23 JD			1,614 1,614			
001-7210-572.24-10	WORKER'S COMPENSATION	291	367	327	451	454	3
LEVEL	TEXT			TEXT AMT			
1	PER EMPLOYEE BUDGET 6-1-23			454 454			
001-7210-572.31-10	PROFESSIONAL SERVICES	0	75,000	3,300	10,000	10,000	0
LEVEL	TEXT			TEXT AMT			
1	PROFESSIONAL SERVICES SURVEYS, ETC SB 4-21-23			10,000 10,000			
001-7210-572.34-10	OTHER CONTRACTUAL SERVICE	50,999	149	124	980	980	0
LEVEL	TEXT			TEXT AMT			
1	PEST CONTROL PER FINANCE JD 04-13-23 OTHER			480 500 980			
001-7210-572.40-10	TRAVEL & PER DIEM	0	1,202	307	3,000	5,000	2,000
LEVEL	TEXT			TEXT AMT			
1	FLORIDA RECREATION & PARKS ASSOC CONFERENCE FRPA ANNUAL DIRECTORS SUMMIT EVENT PLANNING CONFERENCE OTHER SB 4-21-23			2,000 1,000 1,000 1,000 5,000			
001-7210-572.41-10	TELEPHONE	254	282	217	280	290	10
LEVEL	TEXT			TEXT AMT			
1	PER FINANCE DEPT. EST- 3/31/23 JD SB 4-21-23			290 290			
001-7210-572.41-15	CELLULAR	1,026	978	768	980	980	0
LEVEL	TEXT			TEXT AMT			

CITY OF EDGEWATER
DEPARTMENT BUDGET

PREPARED 08/22/23, 10:44:30

ACCOUNT NUMBER	ACCOUNT DESCRIPTION	FY2021 Actuals	FY2022 Actuals	YTD FY2023 Actuals	FY2023 Budget	FY2024 Proposed	COMPARATIVE Variance
1	PER FINANCE ESTIMATE 03.31.23 JD SB 4-21-23			980 980			
001-7210-572.41-40	POSTAGE	302	263	249	640	750	110
LEVEL	TEXT			TEXT AMT			
1	PRELIMINARY PER FINANCE JD 04-14-23 LASER LIGHT SHOW MAILER FOURTH OF JULY RESIDENT MAILER CHRISTMAS PARADE RESIDENT MAILER SB 4-21-23			390 120 120 120 750			
001-7210-572.43-30	WATER / SEWER / TRASH	1,637	1,693	1,379	1,753	1,753	0
LEVEL	TEXT			TEXT AMT			
1	PER FINANCE ESTIMATE 04.11.23 JD			1,753 1,753			
001-7210-572.44-20	OPERATING LEASES	56	78	54	72	75	3
LEVEL	TEXT			TEXT AMT			
1	PER FINANCE - WATER COOLER RENTAL - JD 04-11-23			75 75			
001-7210-572.46-10	REPAIR & MAINTENANCE	5,297	31,581	2,661	6,561	10,126	3,565
LEVEL	TEXT			TEXT AMT			
1	ADMINISTRATIVE OFFICE MAINTENANCE NEW OFFICE FURNITURE SB 4-21-23 FIRE EXTINGUISHER ANNUAL FEE JD 4-12-23			5,000 5,000 126 10,126			
001-7210-572.47-10	PRINTING & BINDING	0	55	0	5,000	5,000	0
LEVEL	TEXT			TEXT AMT			
1	PRINTING AND BINDING SB 4-21-23			5,000 5,000			
001-7210-572.47-20	COPIER	6,102	7,500	7,490	9,100	9,500	400

CITY OF EDGEWATER
DEPARTMENT BUDGET

PREPARED 08/22/23, 10:44:30

ACCOUNT NUMBER	ACCOUNT DESCRIPTION	FY2021 Actuals	FY2022 Actuals	YTD FY2023 Actuals	FY2023 Budget	FY2024 Proposed	COMPARATIVE Variance
LEVEL	TEXT			TEXT AMT			
1	COPIER SVC AND PRINTING ESTIMATE JD 4-11-23			7,500			
	SB 4-21-23 ADDED FOR EVENTS			2,000			
				9,500			
001-7210-572.48-10	PROMOTIONAL ACTIVITIES	6,558	24,970	58,745	58,746	104,500	45,754
LEVEL	TEXT			TEXT AMT			
1	EASTER EGG HUNT			5,000			
	MEMORIAL DAY LASER LIGHT SHOW			20,000			
	4TH OF JULY FIREWORKS ZAMBELLI JD 4/14/2023			25,000			
	4TH OF JULY DJ'S, ENTERTAINMENT, TENT RENTAL, ETC.			7,500			
	CHRISTMAS PARDE (2) FLOATS			5,000			
	PEARL HARBOR (AMVETS SPONSORSHIP)			2,000			
	PRINCESS BALL NEW DECORATIONS			5,000			
	FALL FESTIVAL			5,000			
	ICE SKATING RINK / WINTER WONDERLAND			30,000			
	4-21-23						
				104,500			
001-7210-572.48-15	EVENTS COORDINATOR	0	4,741	11,061	15,000	48,500	33,500
LEVEL	TEXT			TEXT AMT			
1	EVENTS ADVERTISING			10,000			
	NEW EVENT BANNERS FOR CITY WIDE (4) FOR EACH EVENT			25,000			
	PATRIOTIC FLAGS FOR MEMORIAL DAY AND 4TH OF JULY			2,500			
	GAMES			1,000			
	LIVE CONCERT SERIES HAWKS HARMONIES			10,000			
				48,500			
001-7210-572.48-16	EDGEFEST	15,422	17,732	19,916	20,000	22,500	2,500
LEVEL	TEXT			TEXT AMT			
1	EDGEFEST SERIES OF EVENTS			22,500			
	4-21-23						
				22,500			
001-7210-572.49-10	OTHER CHARGES/OBLIGATIONS	817	256	248	2,500	1,500	1,000-
LEVEL	TEXT			TEXT AMT			
1	HEALTH DEPARTMENT			500			
	VCRDA			750			

CITY OF EDGEWATER
DEPARTMENT BUDGET

PREPARED 08/22/23, 10:44:30

ACCOUNT NUMBER	ACCOUNT DESCRIPTION	FY2021 Actuals	FY2022 Actuals	YTD FY2023 Actuals	FY2023 Budget	FY2024 Proposed	COMPARATIVE Variance
	OTHER SB 04-21-23			250			
				1,500			
001-7210-572.51-10	OFFICE SUPPLIES	910	2,334	1,975	5,000	5,000	0
LEVEL	TEXT			TEXT AMT			
1	OFFICE SUPPLIES SB 4-21-23			5,000			
				5,000			
001-7210-572.52-10	OPERATING SUPPLIES	1,917	1,988	1,883	5,035	5,135	100
LEVEL	TEXT			TEXT AMT			
1	PER FINANCE - BOTTLED WATER - JD 04-11-23 OPERATING SUPPLIES SB 4-21-23			135			
				5,000			
				5,135			
001-7210-572.52-20	UNLEADED & DIESEL	143	328	842	1,387	1,020	367-
LEVEL	TEXT			TEXT AMT			
1	FUEL ESTIMATE 6-12-23 JD			1,020			
				1,020			
001-7210-572.52-30	UNIFORMS	83	294	0	1,500	2,000	500
LEVEL	TEXT			TEXT AMT			
1	ADMIN SHIRTS			2,000			
				2,000			
001-7210-572.54-10	BOOKS, PUBS, SUBS, & MEM	1,083	1,189	1,630	1,631	1,290	341-
LEVEL	TEXT			TEXT AMT			
1	NATIONAL RECREATION & PARK ASSOCIATION(DIR&ASSTDIR FLORIDA RECREATION & PARK ASSOCIATION(DIR&ASSTDIR) SPORTS TURF MGMT ASSOC (ASST.DIR) SPECIAL EVENTS / OTHER SB 4-21-23			340			
				320			
				130			
				500			
				1,290			
001-7210-572.54-20	EDUCATIONAL DEVELOPMENT	510	785	385	3,300	3,625	325

CITY OF EDGEWATER
DEPARTMENT BUDGET

PREPARED 08/22/23, 10:44:30

ACCOUNT NUMBER	ACCOUNT DESCRIPTION	FY2021 Actuals	FY2022 Actuals	YTD FY2023 Actuals	FY2023 Budget	FY2024 Proposed	COMPARATIVE Variance
LEVEL	TEXT			TEXT AMT			
1	FLORIDA RECREATION & PARKS ASSOC CONFERENCE			1,500			
	FRPA ANNUAL DIRECTORS SUMMIT			500			
	PARKS INSPECTION CERTIFICATION			625			
	OTHER			1,000			
	SB 4-21-23			3,625			
*		400,675	527,284	441,836	571,712	674,526	102,814
**	ADMIN	400,675	527,284	441,836	571,712	674,526	102,814

CITY OF EDGEWATER
DEPARTMENT BUDGET

PREPARED 08/22/23, 10:44:30

ACCOUNT NUMBER	ACCOUNT DESCRIPTION	FY2021 Actuals	FY2022 Actuals	YTD FY2023 Actuals	FY2023 Budget	FY2024 Proposed	COMPARATIVE Variance
OPERATIONS							
001-7220-572.12-10	REGULAR SALARIES	396,245	490,207	401,185	664,988	713,856	48,868
LEVEL 1	TEXT SALARIES PER EMPLOYEE BUDGET LESS: OVERTIME			TEXT AMT 726,898 13,042- 713,856			
001-7220-572.14-10	OVERTIME	7,478	6,154	8,344	14,368	13,042	1,326-
LEVEL 1	TEXT SALARIES PER EMPLOYEE BUDGET			TEXT AMT 13,042 13,042			
001-7220-572.15-60	BOOT ALLOWANCE	936	1,688	635	640	0	640-
001-7220-572.21-10	FICA TAXES	23,702	29,430	24,596	39,879	41,837	1,958
LEVEL 1	TEXT SALARIES PER EMPLOYEE BUDGET			TEXT AMT 41,837 41,837			
001-7220-572.21-20	MEDICARE	5,543	6,883	5,752	9,326	9,784	458
LEVEL 1	TEXT SALARIES PER EMPLOYEE BUDGET			TEXT AMT 9,784 9,784			
001-7220-572.22-20	DCSE	45,404	56,992	47,002	71,808	74,385	2,577
LEVEL 1	TEXT SALARIES PER EMPLOYEE BUDGET			TEXT AMT 74,385 74,385			
001-7220-572.23-10	LIFE INS	1,662	2,084	1,678	2,768	2,859	91
LEVEL 1	TEXT SALARIES PER EMPLOYEE BUDGET			TEXT AMT 2,859 2,859			
001-7220-572.23-20	GROUP MEDICAL INSURANCE	124,230	131,960	90,344	178,014	185,308	7,294

CITY OF EDGEWATER
DEPARTMENT BUDGET

PREPARED 08/22/23, 10:44:30

ACCOUNT NUMBER	ACCOUNT DESCRIPTION	FY2021 Actuals	FY2022 Actuals	YTD FY2023 Actuals	FY2023 Budget	FY2024 Proposed	COMPARATIVE Variance
LEVEL 1	TEXT SALARIES PER EMPLOYEE BUDGET			TEXT AMT 185,308 185,308			
001-7220-572.23-21	HSA-EMPLOYER CONTRIBUTION	8,446	11,525	7,967	15,800	12,600	3,200-
LEVEL 1	TEXT SALARIES PER EMPLOYEE BUDGET			TEXT AMT 12,600 12,600			
001-7220-572.23-22	HRA-EMPLOYER CONTRIBUTION	250	251	679	1,500	1,500	0
LEVEL 1	TEXT PER FINANCE ESTIMATE 6-7-23 JD			TEXT AMT 1,500 1,500			
001-7220-572.23-30	DENTAL INSURANCE	2,993	3,350	2,221	4,810	4,824	14
LEVEL 1	TEXT SALARIES PER EMPLOYEE BUDGET			TEXT AMT 4,824 4,824			
001-7220-572.23-40	LT DISABILITY	2,974	3,728	3,003	4,953	5,116	163
LEVEL 1	TEXT SALARIES PER EMPLOYEE BUDGET			TEXT AMT 5,116 5,116			
001-7220-572.23-60	BROKER & ADMIN FEES	3,103	4,059	2,646	4,061	4,117	56
LEVEL 1	TEXT PER FINANCE ESTIMATE 4.17.23 JD			TEXT AMT 4,117 4,117			
001-7220-572.24-10	WORKER'S COMPENSATION	13,839	17,641	12,930	21,322	24,137	2,815
LEVEL 1	TEXT SALARIES PER EMPLOYEE BUDGET			TEXT AMT 24,137 24,137			
001-7220-572.34-10	OTHER CONTRACTUAL SERVICE	2,403	659	549	20,000	20,661	661

CITY OF EDGEWATER
DEPARTMENT BUDGET

PREPARED 08/22/23, 10:44:30

ACCOUNT NUMBER	ACCOUNT DESCRIPTION	FY2021 Actuals	FY2022 Actuals	YTD FY2023 Actuals	FY2023 Budget	FY2024 Proposed	COMPARATIVE Variance
LEVEL 1	TEXT MANGROVE TRIMMING ALONG RIVERSIDE DRIVE SHORELINE ASSESSMENT LIVING SHORELINE PROJECT PEST CONTROL PER FINANCE JD 04-13-23			TEXT AMT 10,000 10,000 661 20,661			
001-7220-572.40-10	TRAVEL & PER DIEM	96	125	0	1,000	8,000	7,000
LEVEL 1	TEXT SPRAY TECH OTHER SB 4-21-23			TEXT AMT 3,000 5,000 8,000			
001-7220-572.41-10	TELEPHONE	762	847	651	840	870	30
LEVEL 1	TEXT PER FINANCE DEPT. EST- 3/31/23 JD SB 4-21-23			TEXT AMT 870 870			
001-7220-572.41-15	CELLULAR	0	0	0	0	145	145
LEVEL 1	TEXT CELL PHONE ALLOWANCE SUPERINTENDENT CELL PHONE ALLOWANCE LEADS (2) SB 4-21-23			TEXT AMT 75 70 145			
001-7220-572.41-20	VOIP / NETWORK	4,471	4,894	4,785	5,820	5,300	520-
LEVEL 1	TEXT PER FINANCE DEPT. EST- 3/31/23 JD			TEXT AMT 5,300 5,300			
001-7220-572.43-10	ELECTRIC	49,024	59,031	49,486	81,448	62,570	18,878-
LEVEL 1	TEXT PER FINANCE DEPT. EST- 4/12/23 JD			TEXT AMT 62,570 62,570			

CITY OF EDGEWATER
DEPARTMENT BUDGET

PREPARED 08/22/23, 10:44:30

ACCOUNT NUMBER	ACCOUNT DESCRIPTION	FY2021 Actuals	FY2022 Actuals	YTD FY2023 Actuals	FY2023 Budget	FY2024 Proposed	COMPARATIVE Variance
001-7220-572.43-30	WATER / SEWER / TRASH	38,027	58,687	35,753	48,225	60,741	12,516
LEVEL	TEXT			TEXT AMT			
1	PER FINANCE ESTIMATE 04.11.23 JD			60,741			
				60,741			
001-7220-572.46-10	REPAIR & MAINTENANCE	176,539	220,029	129,136	198,153	194,671	3,482-
LEVEL	TEXT			TEXT AMT			
1	WSP SPLASH PAD MAINT CONTRACT BPO 10117			25,000			
	YMCA MAINTENANCE			50,000			
	PARKS, FACILITIES, VANDALISM, REPAIRS & MAINT, ETC			85,000			
	FIRE EXTINGUISHER ANNUAL FEE JD 4-12-23			371			
	PER FINANCE - AC MAINTENANCE; JB 5-20-22			300			
	LIGHTING @ SR442 & I-95 MEDIANS & PED BRIDGE			5,000			
	LAKE DOCTORS POND HEALTH MAINTENANCE			2,200			
	PORT-O-LET COW CREEK ROAD			1,000			
	PEST CONTROL			300			
	HAWKS PARK LANDSCAPE LIGHTING			5,000			
	SM OUTDOOR PAGING / ANNOUCMENT PA SOUND SYSTEM (4)			2,000			
	HAWKS PARK WALKWAY LIGHTING (FPL) CONSTRUCTION			10,000			
	REPLACE EVENT TENTS, COOLERS, ETC			3,000			
	THURGUARD LIGHTNING DET MAINTENANCE CONTRACT			500			
	DOG PARK ENHANCEMENTS			5,000			
				194,671			
001-7220-572.46-20	FLEET CHARGES	32,407	24,269	24,954	44,907	22,755	22,152-
LEVEL	TEXT			TEXT AMT			
1	PRELIMINARY PER FINANCE JD 06-12-23			22,755			
				22,755			
001-7220-572.47-20	COPIER	0	0	0	500	500	0
LEVEL	TEXT			TEXT AMT			
1	PRINT HR NOTIFICATIONS FOR THE SHOP			500			
	SB 4-21-23			500			
001-7220-572.48-10	PROMOTIONAL ACTIVITIES	0	927	167	250	5,500	5,250
LEVEL	TEXT			TEXT AMT			
1	BEAUTIFICATION AWARDS SIGNS			500			

CITY OF EDGEWATER
DEPARTMENT BUDGET

PREPARED 08/22/23, 10:44:30

ACCOUNT NUMBER	ACCOUNT DESCRIPTION	FY2021 Actuals	FY2022 Actuals	YTD FY2023 Actuals	FY2023 Budget	FY2024 Proposed	COMPARATIVE Variance
	LIVING SHORELINE SIGNS SB 4-21-23			5,000			
				5,500			
001-7220-572.49-10	OTHER CHARGES/OBLIGATIONS	731	469	7,296	7,105	1,000	6,105-
LEVEL	TEXT			TEXT AMT			
1	OTHER CHARGES SB 4-21-23			1,000			
				1,000			
001-7220-572.52-10	OPERATING SUPPLIES	31,467	60,204	46,930	60,000	60,000	0
LEVEL	TEXT			TEXT AMT			
1	PAPER PRODUCTS			7,500			
	CLEANING SUPPLIES			5,000			
	GLOVES			2,000			
	PPE (SAFETY EQUIPMENT)			5,000			
	OUTDOOR EQUIPMENT			5,000			
	FERTILIZER & PESTICIDE			40,000			
	CHRISTMAS FLAGS			5,000			
	SB 04-21-23						
	BUDGET REDUCTION 06.20.23			9,500-			
				60,000			
001-7220-572.52-20	UNLEADED & DIESEL	22,207	32,888	17,340	37,940	21,154	16,786-
LEVEL	TEXT			TEXT AMT			
1	FUEL ESTIMATE 6-12-23 JD			21,154			
				21,154			
001-7220-572.52-30	UNIFORMS	4,150	6,480	596	8,000	10,000	2,000
LEVEL	TEXT			TEXT AMT			
1	UNIFORMS			10,000			
	SB 4-21-23						
				10,000			
001-7220-572.54-20	EDUCATIONAL DEVELOPMENT	150	150	5,475	5,500	10,000	4,500
LEVEL	TEXT			TEXT AMT			
1	PESTICIDE / FERT CERT			300			
	IRRIGATION CERTIFICATIONS			500			

CITY OF EDGEWATER
DEPARTMENT BUDGET

PREPARED 08/22/23, 10:44:30

ACCOUNT NUMBER	ACCOUNT DESCRIPTION	FY2021 Actuals	FY2022 Actuals	YTD FY2023 Actuals	FY2023 Budget	FY2024 Proposed	COMPARATIVE Variance
	SUPERVISOR TRAINING			2,000			
	FDOT MOT TRAINING			1,500			
	CDL TRAINING			5,000			
	OTHER			700			
	SB 04-21-23						
				10,000			
001-7220-572.64-10	MACHINERY & EQUIPMENT	0	4,855	153	3,096	5,000	1,904
LEVEL	TEXT			TEXT AMT			
1	EQUIPMENT, MACHINERY & TOOLS			5,000			
	SB 4-21-23						
				5,000			
*		999,239	1,240,466	932,253	1,557,021	1,582,232	25,211
**	OPERATIONS	999,239	1,240,466	932,253	1,557,021	1,582,232	25,211

CITY OF EDGEWATER
DEPARTMENT BUDGET

PREPARED 08/22/23, 10:44:30

ACCOUNT NUMBER	ACCOUNT DESCRIPTION	FY2021 Actuals	FY2022 Actuals	YTD FY2023 Actuals	FY2023 Budget	FY2024 Proposed	COMPARATIVE Variance
DEBT SERVICE							
001-7225-580.71-33	AEBI LOAN	24,426	25,066	0	0	0	0
LEVEL	TEXT			TEXT AMT			
1	PAID OFF FY 2022						
001-7225-580.71-40	2016 VEH LSE AMER CAP	6,400	6,530	0	0	0	0
LEVEL	TEXT			TEXT AMT			
1	PAID OFF FY 2022						
001-7225-580.72-33	AEBI LOAN	1,296	657	0	0	0	0
LEVEL	TEXT			TEXT AMT			
1	PAID OFF FY 2022						
001-7225-580.72-40	2016 VEH LSE AMER CAP	263	133	0	0	0	0
LEVEL	TEXT			TEXT AMT			
1	PAID OFF FY 2022						
*		32,385	32,386	0	0	0	0
**	DEBT SERVICE	32,385	32,386	0	0	0	0
***	CULTURE / RECREATION	1,432,299	1,800,136	1,374,089	2,128,733	2,256,758	128,025
****	GENERAL FUND	17,595,879	19,189,975	19,534,099	28,663,704	24,706,470	3,957,234-



PAGE INTENTIONAL BLANK



SPECIAL REVENUE FUNDS

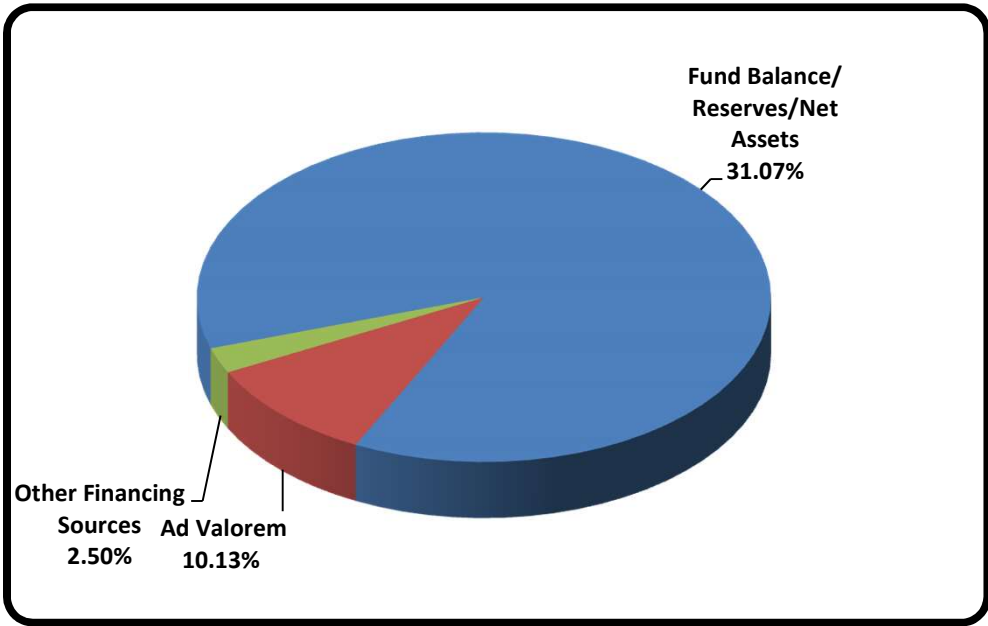
City of Edgewater

Fiscal YEAR 2023-2024



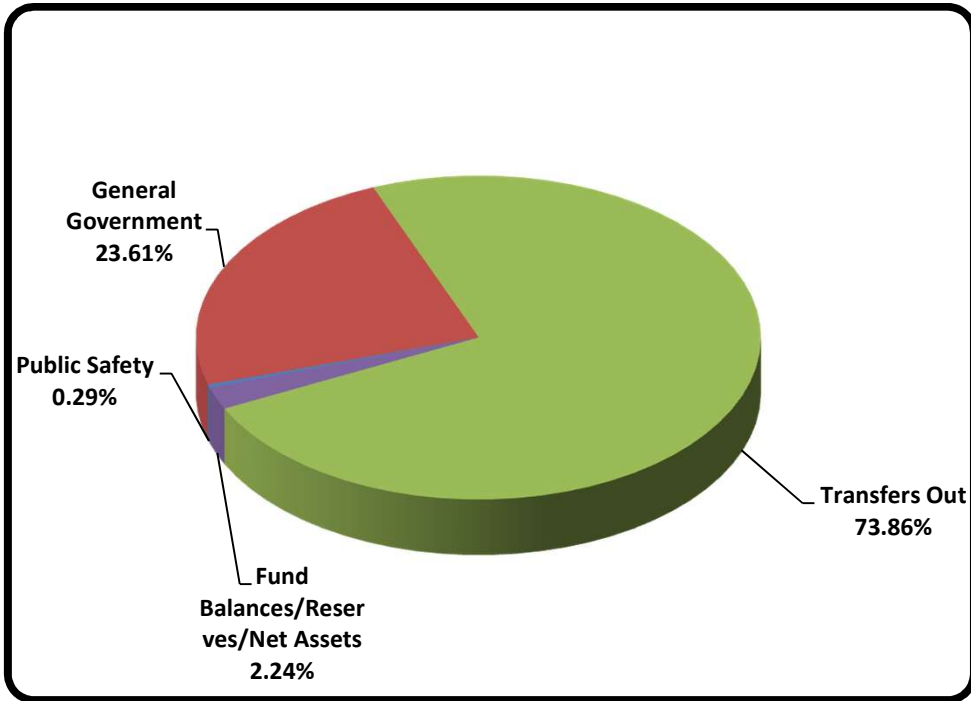
	115	117	119	120	125	127	
	SPECIAL LAW	POLICE	RECREATION	SCHOLARSHIP	EDGEWATER	ECONOMIC	
	ENFORCEMENT	IMPACT	IMPACT FEE	FUND	CRA	IMPACT	TOTAL
Special Revenue Funds							
ESTIMATED REVENUES:							
Charges For Services	-	-	-	-	-	-	-
Debt Proceeds	-	-	-	-	-	-	-
Transfers In	-	-	-	-	-	-	-
Fund Balance/Reserves/Net Assets	14,950	171,790	300,000	-	974,874	3,000,000	4,461,614
Intergovernmental Revenue	-	-	-	-	-	-	-
Other Financing Sources	-	-	-	9,000	4,400	114,250	127,650
Physical Environment	-	-	-	-	-	-	-
Other Uses	-	-	-	-	-	-	-
Transfers Out	-	-	-	-	-	-	-
Fund Balances/Reserves/Net Assets	-	-	-	-	-	-	-
Ad Valorem	-	-	-	-	517,410	-	517,410
Sales And Use Taxes	-	-	-	-	-	-	-
Franchise Fees	-	-	-	-	-	-	-
Utility Services Tax	-	-	-	-	-	-	-
Communication Service Tax	-	-	-	-	-	-	-
Licenses & Permits	-	-	-	-	-	-	-
Special Assessments	-	-	-	-	-	-	-
Fines & Forfeitures	-	-	-	-	-	-	-
Total Estimated Revenues	14,950	171,790	300,000	9,000	1,496,684	3,114,250	5,106,674
ESTIMATED EXPENDITURES / EXPENSES:							
Salaries And Benefits	-	-	-	-	-	-	-
Operating	14,950	-	-	9,000	1,196,684	-	1,220,634
Capital Purchases	-	22,000	300,000	-	300,000	-	622,000
Depreciation	-	-	-	-	-	-	-
Renewal And Replacement	-	-	-	-	-	3,000,000	3,000,000
Mis Transfers	-	-	-	-	-	-	-
Debt Service	-	-	-	-	-	-	-
Current Year Unreserved	-	149,790	-	-	-	114,250	264,040
Total Expenditures / Expenses	14,950	171,790	300,000	9,000	1,496,684	3,114,250	5,106,674

City of Edgewater
Fiscal YEAR 2023-2024
SPECIAL REVENUE FUNDS - REVENUES



	<u>BUDGET</u>	<u>PERCENT REVENUES</u>
Fund Balance/Reserves/Net Assets	4,461,614	87.37%
Ad Valorem	517,410	10.13%
Other Financing Sources	127,650	2.50%
TOTAL AVAILABLE RESOURCES	\$ 5,106,674	100.00%

City of Edgewater
Fiscal YEAR 2023-2024
SPECIAL REVENUE FUNDS - EXPENSES



	<u>BUDGET</u>	<u>PERCENT EXPENSES</u>
Public Safety	14,950	0.29%
General Government	1,205,684	23.61%
Transfers Out	3,771,790	73.86%
Fund Balances/Reserves/Net Assets	114,250	2.24%
TOTAL AVAILABLE RESOURCES	\$ 5,106,674	100.00%



115 – SPECIAL LAW ENFORCEMENT TRUST



115 – SPECIAL LAW ENFORCEMENT TRUST
REVENUE

CITY OF EDGEWATER
FUND REVENUE

PREPARED 08/22/23, 10:44:24

ACCOUNT NUMBER	ACCOUNT DESCRIPTION	FY2021 Actuals	FY2022 Actuals	Y-T-D FY2023 Actuals	FY2023 Budget	FY2024 Proposed	COMPARATIVE Variance
SPECIAL LAW ENFORCEMENT							
115-0000-351.50-10	DARE	0	4	0	0	0	0
115-0000-358.20-00	LAW ENFORCEMENT	0	5,150	0	0	0	0
115-0000-359.10-20	OTHER FINES AND FORFEITS	0	11,958	0	0	0	0
*	FINES & FORFEITS	0	17,112	0	0	0	0
115-0000-361.10-10	INTEREST	78	9	183	0	0	0
*	MISC. REVENUE	78	9	183	0	0	0
115-0000-389.90-21	RESERVED GOVERNMENTAL	0	0	0	0	14,950	14,950
LEVEL	TEXT			TEXT	AMT		
1	USE OF FUND BALANCE 08.09.23 JD				14,950		
					14,950		
*	OTHER SOURCES	0	0	0	0	14,950	14,950
**	SPECIAL LAW ENFORCEMENT	78	17,121	183	0	14,950	14,950



115 – SPECIAL LAW ENFORCEMENT TRUST
EXPENSE

CITY OF EDGEWATER
DEPARTMENT BUDGET

PREPARED 08/22/23, 10:44:30

ACCOUNT NUMBER	ACCOUNT DESCRIPTION	FY2021 Actuals	FY2022 Actuals	YTD FY2023 Actuals	FY2023 Budget	FY2024 Proposed	COMPARATIVE Variance
SPECIAL LAW ENFORCEMENT							
NON-							
DEPARTMENTAL							
115-5555-580.49-10	OTHER CHARGES/OBLIGATIONS	51,579	0	0	0	14,950	14,950
LEVEL	TEXT			TEXT	AMT		
1	K9 AND K9 EQUIPMENT REPLACEMENT				14,950		
					14,950		
115-5555-580.64-20	MOTOR VEHICLES	0	24,342	0	0	0	0
*		51,579	24,342	0	0	14,950	14,950
**	DEPARTMENTAL	51,579	24,342	0	0	14,950	14,950
***	NON-	51,579	24,342	0	0	14,950	14,950
****	SPECIAL LAW ENFORCEMENT	51,579	24,342	0	0	14,950	14,950



117 –POLICE IMPACT FEE FUND



117 –POLICE IMPACT FEE FUND REVENUE

CITY OF EDGEWATER
FUND REVENUE

PREPARED 08/22/23, 10:44:24

ACCOUNT NUMBER	ACCOUNT DESCRIPTION	FY2021 Actuals	FY2022 Actuals	Y-T-D Actuals	FY2023 Budget	FY2024 Proposed	COMPARATIVE Variance
POLICE IMPACT FEE							
117-0000-361.10-10	INTEREST	114	64	2,245	0	0	0
117-0000-363.40-10	POLICE IMPACT FEE	217,928	280,089	157,511	0	0	0
* MISC. REVENUE		218,042	280,153	159,756	0	0	0
117-0000-389.90-11	UNRESERVED GOVERNMENTAL	0	0	0	59,386	0	59,386-
LEVEL TEXT TEXT AMT							
1	ESTIMATE PER FINANCE 05/28/21						
117-0000-389.90-21	RESERVED GOVERNMENTAL	0	0	0	0	171,790	171,790
LEVEL TEXT TEXT AMT							
1	USE OF FUND BALANCE 06.28.23 BV						
						171,790	
						171,790	
* OTHER SOURCES		0	0	0	59,386	171,790	112,404
** POLICE IMPACT FEE		218,042	280,153	159,756	59,386	171,790	112,404



117 –POLICE IMPACT FEE FUND EXPENSE

CITY OF EDGEWATER
DEPARTMENT BUDGET

PREPARED 08/22/23, 10:44:30

ACCOUNT NUMBER	ACCOUNT DESCRIPTION	FY2021 Actuals	FY2022 Actuals	YTD FY2023 Actuals	FY2023 Budget	FY2024 Proposed	COMPARATIVE Variance
POLICE IMPACT FEE							
NON-							
DEPARTMENTAL							
117-5555-580.63-10	IMPROVEMENTS O/T BUILDING	0	16,924	0	0	0	0
*		0	16,924	0	0	0	0
117-5555-581.03-31	CAPITAL FUND	0	0	0	0	22,000	22,000
LEVEL	TEXT			TEXT	AMT		
1	SWAT OBSTACLE COURSE				22,000		
					22,000		
117-5555-581.10-01	GENERAL FUND	0	0	0	59,386	149,790	90,404
LEVEL	TEXT			TEXT	AMT		
1	TRF NEW K9 F-150 ADD				77,664		
	TRF PATROL INTERCEPTOR UTILITY VEHICLE				72,126		
					149,790		
*		0	0	0	59,386	171,790	112,404
**	DEPARTMENTAL	0	16,924	0	59,386	171,790	112,404
***	NON-	0	16,924	0	59,386	171,790	112,404
****	POLICE IMPACT FEE	0	16,924	0	59,386	171,790	112,404



119 – RECREATION IMPACT FEE



119 – RECREATION IMPACT FEE REVENUE

CITY OF EDGEWATER
FUND REVENUE

PREPARED 08/22/23, 10:44:24

ACCOUNT NUMBER	ACCOUNT DESCRIPTION	FY2021 Actuals	FY2022 Actuals	Y-T-D FY2023 Actuals	FY2023 Budget	FY2024 Proposed	COMPARATIVE Variance
RECREATION IMPACT FEE							
119-0000-361.10-10	INTEREST	307	82	2,231	0	0	0
119-0000-363.60-10	RECREATION FEE	249,949	174,220	161,790	0	0	0
*	MISC. REVENUE	250,256	174,302	164,021	0	0	0
119-0000-389.90-11	UNRESERVED GOVERNMENTAL	0	0	0	331,951	0	331,951-
119-0000-389.90-21	RESERVED GOVERNMENTAL	0	0	0	0	300,000	300,000
LEVEL	TEXT			TEXT AMT			
1	USE OF FUND BALANCE 06.13.23 BV			300,000			
				300,000			
*	OTHER SOURCES	0	0	0	331,951	300,000	31,951-
**	RECREATION IMPACT FEE	250,256	174,302	164,021	331,951	300,000	31,951-



119 – RECREATION IMPACT FEE EXPENSE

CITY OF EDGEWATER
DEPARTMENT BUDGET

PREPARED 08/22/23, 10:44:30

ACCOUNT NUMBER	ACCOUNT DESCRIPTION	FY2021 Actuals	FY2022 Actuals	YTD FY2023 Actuals	FY2023 Budget	FY2024 Proposed	COMPARATIVE Variance
119-5555-581.03-31	RECREATION IMPACT FEE NON- DEPARTMENTAL CAPITAL FUND	49,836	38,669	70,043	331,951	300,000	31,951-
LEVEL 1	TEXT TRANSFER TO CPF FOR YMCA PICKLEBALL COURTS						
*		49,836	38,669	70,043	331,951	300,000	31,951-
**	DEPARTMENTAL	49,836	38,669	70,043	331,951	300,000	31,951-
***	NON-	49,836	38,669	70,043	331,951	300,000	31,951-
****	RECREATION IMPACT FEE	49,836	38,669	70,043	331,951	300,000	31,951-



120 – SCHOLARSHIP FUND



120 – SCHOLARSHIP FUND REVENUE

CITY OF EDGEWATER
FUND REVENUE

PREPARED 08/22/23, 10:44:24

ACCOUNT NUMBER	ACCOUNT DESCRIPTION	FY2021 Actuals	FY2022 Actuals	Y-T-D Actuals	FY2023 Budget	FY2024 Proposed	COMPARATIVE Variance
SCHOLARSHIP FUND							
120-0000-361.10-10	INTEREST	9	1	53	0	0	0
120-0000-366.30-10	SCHOLARSHIP FUNDS	2,843	9,145	10,522	6,000	9,000	3,000
LEVEL	TEXT			TEXT AMT			
1	PER FINANCE DEPARTMENT - JD 3-29-23			9,000			
				9,000			
120-0000-369.10-10	DISCOUNT TAKEN	500	0	0	0	0	0
*	MISC. REVENUE	3,352	9,146	10,575	6,000	9,000	3,000
120-0000-389.90-11	UNRESERVED GOVERNMENTAL	0	0	0	4,000	0	4,000-
*	OTHER SOURCES	0	0	0	4,000	0	4,000-
**	SCHOLARSHIP FUND	3,352	9,146	10,575	10,000	9,000	1,000-



120 – SCHOLARSHIP FUND EXPENSE

CITY OF EDGEWATER
DEPARTMENT BUDGET

PREPARED 08/22/23, 10:44:30

ACCOUNT NUMBER	ACCOUNT DESCRIPTION	FY2021 Actuals	FY2022 Actuals	YTD FY2023 Actuals	FY2023 Budget	FY2024 Proposed	COMPARATIVE Variance
SCHOLARSHIP FUND							
NON-							
DEPARTMENTAL							
120-5555-580.49-10	OTHER CHARGES/OBLIGATIONS	9,500	5,572	13,000	10,000	9,000	1,000-
LEVEL	TEXT			TEXT AMT			
1	ESTIMATE 06.7.23 JD			9,000			
				9,000			
*		9,500	5,572	13,000	10,000	9,000	1,000-
**	DEPARTMENTAL	9,500	5,572	13,000	10,000	9,000	1,000-
***	NON-	9,500	5,572	13,000	10,000	9,000	1,000-
****	SCHOLARSHIP FUND	9,500	5,572	13,000	10,000	9,000	1,000-



125 – EDGEWATER CRA FUND



125 – EDGEWATER CRA FUND REVENUE

CITY OF EDGEWATER
FUND REVENUE

PREPARED 08/22/23, 10:44:24

ACCOUNT NUMBER	ACCOUNT DESCRIPTION	FY2021 Actuals	FY2022 Actuals	Y-T-D Actuals	FY2023 Budget	FY2024 Proposed	COMPARATIVE Variance
EDGEWATER CRA							
125-0000-311.40-10	CITY PORTION	177,892	187,878	236,270	238,382	299,450	61,068
LEVEL	TEXT						
1	PRELIMINARY TAX VALUE FROM PROPERTY APPRAISER ON 06.23.23 \$112,550,417 LESS BASE YEAR VALUE OF \$62,754,205 = INCREMENT VALUE \$49,796,212 PER THOUSAND @ 6.33 MILS @ 95%					299,450 299,450	
125-0000-311.40-20	COUNTY PORTION	137,468	141,856	171,974	173,511	217,960	44,449
LEVEL	TEXT						
1	PRE-PRELIMINARY TAX VALUE FROM PROPERTY APPRAISER ON 06.23.23 \$112,550,417 LESS BASE YEAR VALUE OF \$62,754,205 = INCREMENT VALUE \$49,796,212 PER THOUSAND @ 4.8499 (CNTY PY) MILS @ 95% @ 95%					217,960 217,960	
*	TAXES	315,360	329,734	408,244	411,893	517,410	105,517
125-0000-361.10-10	INTEREST	794	117	4,160	0	4,400	4,400
LEVEL	TEXT						
1	PER FINANCE DEPARTMENT - JB 5-10-2023					4,400 4,400	
*	MISC. REVENUE	794	117	4,160	0	4,400	4,400
125-0000-389.90-11	UNRESERVED GOVERNMENTAL	0	0	0	84,000	974,874	890,874
LEVEL	TEXT						
1	USE OF FUND BALANCE 06.13.23 BV					974,874 974,874	
*	OTHER SOURCES	0	0	0	84,000	974,874	890,874
**	EDGEWATER CRA	316,154	329,851	412,404	495,893	1,496,684	1,000,791



125 – EDGEWATER CRA FUND EXPENSE

CITY OF EDGEWATER
DEPARTMENT BUDGET

PREPARED 08/22/23, 10:44:30

ACCOUNT NUMBER	ACCOUNT DESCRIPTION	FY2021 Actuals	FY2022 Actuals	YTD FY2023 Actuals	FY2023 Budget	FY2024 Proposed	COMPARATIVE Variance
EDGEWATER CRA							
NON-							
DEPARTMENTAL							
125-5555-580.46-10	REPAIR & MAINTENANCE	0	0	0	84,000	0	84,000-
125-5555-580.49-10	OTHER CHARGES/OBLIGATIONS	12,001	78,486	0	411,893	1,196,684	784,791
LEVEL	TEXT						
1	AFFORDABLE HOUSING EMAIL SB 4/24/23						
	WAYFINDING SIGNES						
	FACADE GRANTS						
	OTHER CAPITAL PROJECTS						
	TRF CAP PRJ - PICKLEBALL COURTS \$300,000						
						1,196,684	
*		12,001	78,486	0	495,893	1,196,684	700,791
	125-5555-581.03-31 CAPITAL FUND	0	0	0	0	300,000	300,000
LEVEL	TEXT						
1	PRELIMINARY PER FINANCE JD 05-12-23						
	125-5555-581.04-44 RENEWAL AND REPLACEMENT	352,639	10,650	0	0	0	0
*		352,639	10,650	0	0	300,000	300,000
**	DEPARTMENTAL	364,640	89,136	0	495,893	1,496,684	1,000,791
***	NON-	364,640	89,136	0	495,893	1,496,684	1,000,791
****	EDGEWATER CRA	364,640	89,136	0	495,893	1,496,684	1,000,791



127 – ARPA ECONOMIC IMPACT



127 – ARPA ECONOMIC IMPACT REVENUE

CITY OF EDGEWATER
FUND REVENUE

PREPARED 08/22/23, 10:44:24

ACCOUNT NUMBER	ACCOUNT DESCRIPTION	FY2021 Actuals	FY2022 Actuals	Y-T-D Actuals	FY2023 Budget	FY2024 Proposed	COMPARATIVE Variance
ARPA ECONOMIC IMPACT							
127-0000-331.51-01	ARPA FUNDS	0	10,000,000	0	0	0	0
*	INTERGOVERNMENTAL REVENUE	0	10,000,000	0	0	0	0
127-0000-361.11-10	INVESTMENT RETURNS	0	47,227	373,510	0	0	0
127-0000-361.12-00	INTERNAL LOAN	0	0	0	0	114,250	114,250
LEVEL	TEXT						
1	INTERNAL LOAN; IAN PMT #1; JB 7.19.2023						
*	MISC. REVENUE	0	47,227	373,510	0	114,250	114,250
127-0000-389.90-11	UNRESERVED GOVERNMENTAL	0	0	0	2,971,341	3,000,000	28,659
LEVEL	TEXT						
1	USE OF FUND BAL GF PORTION PW COMPLEX PHASE I						
127-0000-389.90-12	UNRESERVED PROPRIETARY	0	0	0	2,500,000	0	2,500,000-
*	OTHER SOURCES	0	0	0	5,471,341	3,000,000	2,471,341-
**	ARPA ECONOMIC IMPACT	0	10,047,227	373,510	5,471,341	3,114,250	2,357,091-



127 – ARPA ECONOMIC IMPACT EXPENSE

CITY OF EDGEWATER
DEPARTMENT BUDGET

PREPARED 08/22/23, 10:44:30

ACCOUNT NUMBER	ACCOUNT DESCRIPTION	FY2021 Actuals	FY2022 Actuals	YTD FY2023 Actuals	FY2023 Budget	FY2024 Proposed	COMPARATIVE Variance
ARPA ECONOMIC IMPACT							
NON-							
DEPARTMENTAL							
127-5555-581.03-31	CAPITAL FUND	0	0	0	307,500	0	307,500-
127-5555-581.04-47	REFUSE	0	0	0	2,500,000	0	2,500,000-
127-5555-581.04-50	PUBLIC WORKS COMPLEX	0	0	0	0	3,000,000	3,000,000
LEVEL	TEXT			TEXT AMT			
1	TRF TO PW COMPLEX FOR GF PORTION OF PHASE I			3,000,000			
				3,000,000			
127-5555-581.10-01	GENERAL FUND	0	0	2,663,841	2,663,841	0	2,663,841-
*		0	0	2,663,841	5,471,341	3,000,000	2,471,341-
127-5555-589.10-01	CURRENT YEAR UNRESERVED	0	0	0	0	114,250	114,250
LEVEL	TEXT			TEXT AMT			
1	REPAYMENT OF INTERNAL LOAN FROM SOLID WASTE BV 07.			114,250			
				114,250			
*		0	0	0	0	114,250	114,250
**	DEPARTMENTAL	0	0	2,663,841	5,471,341	3,114,250	2,357,091-
***	NON-	0	0	2,663,841	5,471,341	3,114,250	2,357,091-
****	ARPA ECONOMIC IMPACT	0	0	2,663,841	5,471,341	3,114,250	2,357,091-



205 - I & S DEBT SERVICE FUND



205 - I & S DEBT SERVICE FUND REVENUE

CITY OF EDGEWATER
FUND REVENUE

PREPARED 08/22/23, 10:44:24

ACCOUNT NUMBER	ACCOUNT DESCRIPTION	FY2021 Actuals	FY2022 Actuals	Y-T-D Actuals	FY2023 Budget	FY2024 Proposed	COMPARATIVE Variance
DEBT SERVICE							
205-0000-311.20-10	DELINQUENT	0	0	6,436	0	0	0
205-0000-311.30-10	ANIMAL SHELTER	37,895	36,684	34,755	35,102	38,987	3,885
LEVEL	TEXT			TEXT AMT			
1	PRELIM. FROM PROPERTY APPRAISER 06.23.2023 BV						
	ESTIMATED VALUE \$1,724,334,395 @ 0.0238 MILS @ 95%			38,987			
				38,987			
205-0000-311.30-20	GO PARKS	240,799	241,691	235,712	238,070	238,182	112
LEVEL	TEXT			TEXT AMT			
1	PRELIM. FROM PROPERTY APPRAISER 06.23.2023 BV						
	ESTIMATED VALUE \$1,724,334,395 @ 0.1454 MILS @ 95%			238,182			
				238,182			
*	TAXES	278,694	278,375	276,903	273,172	277,169	3,997
205-0000-361.10-10	INTEREST	278	34	1,252	0	0	0
*	MISC. REVENUE	278	34	1,252	0	0	0
205-0000-381.10-01	GENERAL FUND	161,917	161,013	134,979	161,975	161,838	137-
LEVEL	TEXT			TEXT AMT			
1	TRANSFER GF PARK LAND ACQUISITION DEBT 06.13.23 BV			161,838			
				161,838			
205-0000-389.90-21	RESERVED GOVERNMENTAL	0	0	0	58	133	75
LEVEL	TEXT			TEXT AMT			
1	USE OF FUND BALANCE			133			
				133			
*	OTHER SOURCES	161,917	161,013	134,979	162,033	161,971	62-
**	DEBT SERVICE	440,889	439,422	413,134	435,205	439,140	3,935



205 - I & S DEBT SERVICE FUND EXPENSE

CITY OF EDGEWATER
DEPARTMENT BUDGET

PREPARED 08/22/23, 10:44:30

ACCOUNT NUMBER	ACCOUNT DESCRIPTION	FY2021 Actuals	FY2022 Actuals	YTD FY2023 Actuals	FY2023 Budget	FY2024 Proposed	COMPARATIVE Variance
DEBT SERVICE							
NON-							
DEPARTMENTAL							
205-5555-580.71-10	BOA OBLIG #281	30,000	30,000	30,000	30,000	35,000	5,000
LEVEL	TEXT			TEXT AMT			
1	PER FINANCE DEPT JD 4-18-23			35,000			
				35,000			
205-5555-580.71-34	GEN OBLIG 2016 PARKS	147,000	152,000	156,000	156,000	161,000	5,000
LEVEL	TEXT			TEXT AMT			
1	PER FINANCE DEPT JD 4-18-23			161,000			
				161,000			
205-5555-580.71-41	PROJECT RED	121,000	123,000	127,000	127,000	130,000	3,000
LEVEL	TEXT			TEXT AMT			
1	PER FINANCE DEPT JD 4-18-23			130,000			
				130,000			
205-5555-580.72-10	BOA OBLIG #281	7,498	6,344	5,191	5,191	4,037	1,154-
LEVEL	TEXT			TEXT AMT			
1	PER FINANCE DEPT JD 4-18-23			4,037			
				4,037			
205-5555-580.72-34	GEN OBLIG 2016 PARKS	91,188	86,641	82,039	82,039	77,265	4,774-
LEVEL	TEXT			TEXT AMT			
1	PER FINANCE DEPT JD 4-18-23			77,265			
				77,265			
205-5555-580.72-41	PROJECT RED	41,002	38,013	34,975	34,975	31,838	3,137-
LEVEL	TEXT			TEXT AMT			
1	PER FINANCE DEPT JD 4-18-23			31,838			
				31,838			
*		437,688	435,998	435,205	435,205	439,140	3,935
**	DEPARTMENTAL	437,688	435,998	435,205	435,205	439,140	3,935
***	NON-	437,688	435,998	435,205	435,205	439,140	3,935

CITY OF EDGEWATER
DEPARTMENT BUDGET

PREPARED 08/22/23, 10:44:30

ACCOUNT NUMBER	ACCOUNT DESCRIPTION	FY2021 Actuals	FY2022 Actuals	YTD FY2023 Actuals	FY2023 Budget	FY2024 Proposed	COMPARATIVE Variance
****	DEBT SERVICE	437,688	435,998	435,205	435,205	439,140	3,935



331 – CAPITAL PROJECTS FUND

City of Edgewater

Fiscal YEAR 2023-2024



331

CAPITAL

PROJECTS TOTAL

Capital Projects Fund

ESTIMATED REVENUES:

Transfers In
 Intergovernmental Revenue
 Local Option and Insurance Premium Tax
Total Estimated Revenues

1,022,000	1,022,000
600,000	600,000
211,504	211,504
1,833,504	1,833,504

ESTIMATED EXPENDITURES / EXPENSES:

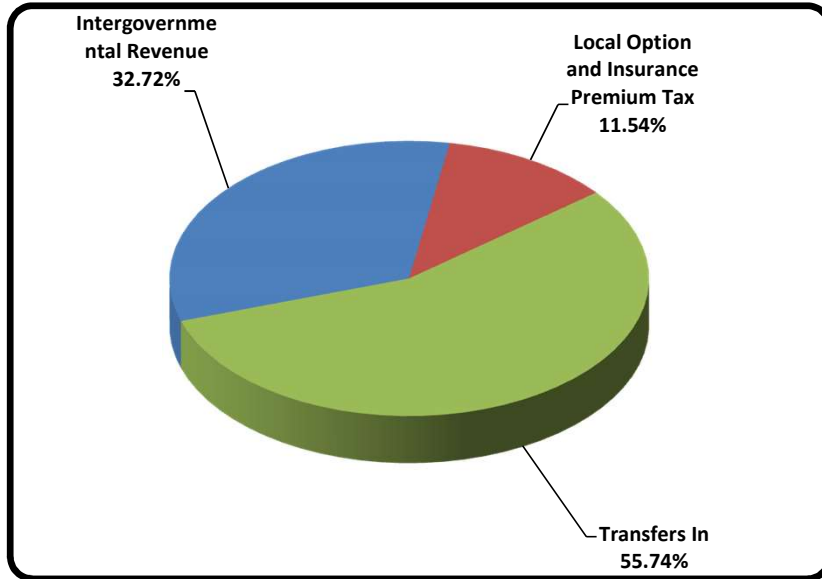
Salaries And Benefits
 Operating
 Capital Purchases
Total Expenditures / Expenses

-	-
211,504	211,504
1,622,000	1,622,000
1,833,504	1,833,504



331 – CAPITAL PROJECTS FUND REVENUE

City of Edgewater
 Fiscal YEAR 2023-2024
CAPITAL PROJECTS - REVENUES



	BUDGET	PERCENT REVENUES
Intergovernmental Revenue	600,000	32.72%
Local Option and Insurance Premium Tax	211,504	11.54%
Transfers In	1,022,000	55.74%
TOTAL AVAILABLE RESOURCES	\$ 1,833,504	100.00%

CITY OF EDGEWATER
FUND REVENUE

PREPARED 08/22/23, 10:44:24

ACCOUNT NUMBER	ACCOUNT DESCRIPTION	FY2021 Actuals	FY2022 Actuals	Y-T-D Actuals	FY2023 Budget	FY2024 Proposed	COMPARATIVE Variance
CAPITAL PROJECTS							
331-0000-312.42-10	NEW LOGT 5-CENT	211,468	219,538	164,060	228,000	211,504	16,496-
LEVEL	TEXT			TEXT AMT			
1	PER STATE ESTIMATE @ 95% - BV 08.10.2023			211,504			
				211,504			
*	TAXES	211,468	219,538	164,060	228,000	211,504	16,496-
331-0000-331.39-03	GRANT FUNDS	0	0	0	376,305	0	376,305-
331-0000-331.50-05	HAZARD MIT GRANT PRG HMGP	0	6,000	0	182,223	0	182,223-
331-0000-331.71-10	COM DEV BLOCK GRANT-CDBG	34,843	0	0	0	0	0
331-0000-334.49-20	ROAD IMPROVEMENT	0	359,984	207,891	2,349,000	0	2,349,000-
331-0000-334.90-00	OTHER STATE GRANTS	0	154,473	0	45,217	600,000	554,783
LEVEL	TEXT			TEXT AMT			
1	ECHO GRANT PICKEL BALL			600,000			
				600,000			
331-0000-337.76-10	LOCAL	0	0	0	25,000	0	25,000-
*	INTERGOVERNMENTAL REVENUE	34,843	520,457	207,891	2,977,745	600,000	2,377,745-
331-0000-381.01-17	POLICE IMPACT FEE FUND	0	0	0	0	22,000	22,000
LEVEL	TEXT			TEXT AMT			
1	SWAT OBSTICAL COURSE			22,000			
				22,000			
331-0000-381.01-19	RECREATION IMPACT FEE	49,836	38,669	70,043	331,951	300,000	31,951-
LEVEL	TEXT			TEXT AMT			
1	TRANSFER FROM FOR YMCA PICKLEBALL COURTS			300,000			
				300,000			
331-0000-381.01-22	TREE MITIGATION	0	0	0	30,000	0	30,000-
331-0000-381.01-25	CRA TRANSFER	0	0	0	0	300,000	300,000
LEVEL	TEXT			TEXT AMT			
1	PICKEL BALL COURTS			300,000			
				300,000			
331-0000-381.01-27	ARPA ECONOMIC	0	0	0	307,500	0	307,500-
331-0000-381.10-00	INTERFUND TRANSFERS	0	0	11,434	0	0	0
331-0000-381.10-01	GENERAL FUND	377,448	818,683	427,884	2,227,177	400,000	1,827,177-
LEVEL	TEXT			TEXT AMT			
1	TRANSFER FOR SIDEWALKS			50,000			
	TRANSFER FOR WHALER WAY BOAT RAMP ENG/DESIGN/PERMI			350,000			
				400,000			

CITY OF EDGEWATER
FUND REVENUE

PREPARED 08/22/23, 10:44:24

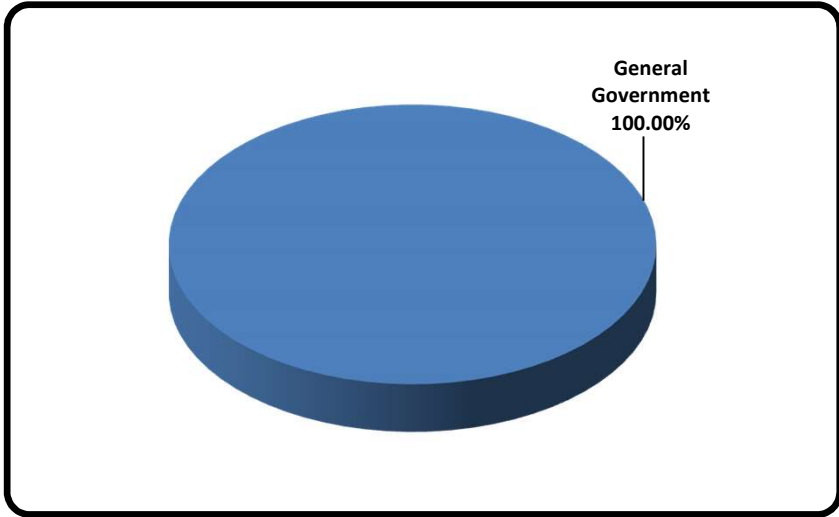
ACCOUNT NUMBER	ACCOUNT DESCRIPTION	FY2021 Actuals	FY2022 Actuals	Y-T-D FY2023 Actuals	FY2023 Budget	FY2024 Proposed	COMPARATIVE Variance
*	OTHER SOURCES	427,284	857,352	509,361	2,896,628	1,022,000	1,874,628-
**	CAPITAL PROJECTS	673,595	1,597,347	881,312	6,102,373	1,833,504	4,268,869-



331 – CAPITAL PROJECTS FUND EXPENSE



CAPITAL PROJECTS - EXPENSES



General Government
TOTAL AVAILABLE RESOURCES

	BUDGET	PERCENT EXPENSES
General Government	1,833,504	100.00%
TOTAL AVAILABLE RESOURCES	\$ 1,833,504	100.00%

CITY OF EDGEWATER
DEPARTMENT BUDGET

PREPARED 08/22/23, 10:44:30

ACCOUNT NUMBER	ACCOUNT DESCRIPTION	FY2021 Actuals	FY2022 Actuals	YTD FY2023 Actuals	FY2023 Budget	FY2024 Proposed	COMPARATIVE Variance
CAPITAL PROJECTS							
NON-							
DEPARTMENTAL							
331-5555-580.46-10	REPAIR & MAINTENANCE	31	949,364	309,265	1,185,407	211,504	973,903-
LEVEL	TEXT			TEXT AMT			
1	ROAD RESURFACING			211,504			
				211,504			
331-5555-580.62-10	BUILDINGS	0	154,473	53,098	1,234,200	22,000	1,212,200-
LEVEL	TEXT			TEXT AMT			
1	SWAT OBSTACLE COURSE (PD IMPACT FEES)			22,000			
				22,000			
331-5555-580.63-10	IMPROVEMENTS O/T BUILDING	0	135,801	103,334	884,320	1,550,000	665,680
LEVEL	TEXT			TEXT AMT			
1	PICKEL BALL COURTS			1,200,000			
	WHALER WAY BOAT RAMP ENGINEERING/DESIGN/PERMIT			350,000			
				1,550,000			
331-5555-580.66-10	INFRASTRUCTURE	329,744	428,410	379,577	2,798,446	50,000	2,748,446-
LEVEL	TEXT			TEXT AMT			
1	SIDEWALK REPLACEMENTS			50,000			
				50,000			
*		329,775	1,668,048	845,274	6,102,373	1,833,504	4,268,869-
**	DEPARTMENTAL	329,775	1,668,048	845,274	6,102,373	1,833,504	4,268,869-
***	NON-	329,775	1,668,048	845,274	6,102,373	1,833,504	4,268,869-
****	CAPITAL PROJECTS	329,775	1,668,048	845,274	6,102,373	1,833,504	4,268,869-



PAGE INTENTIONAL BLANK



ENTERPRISE FUNDS

**City of Edgewater
Fiscal YEAR 2023-2024**

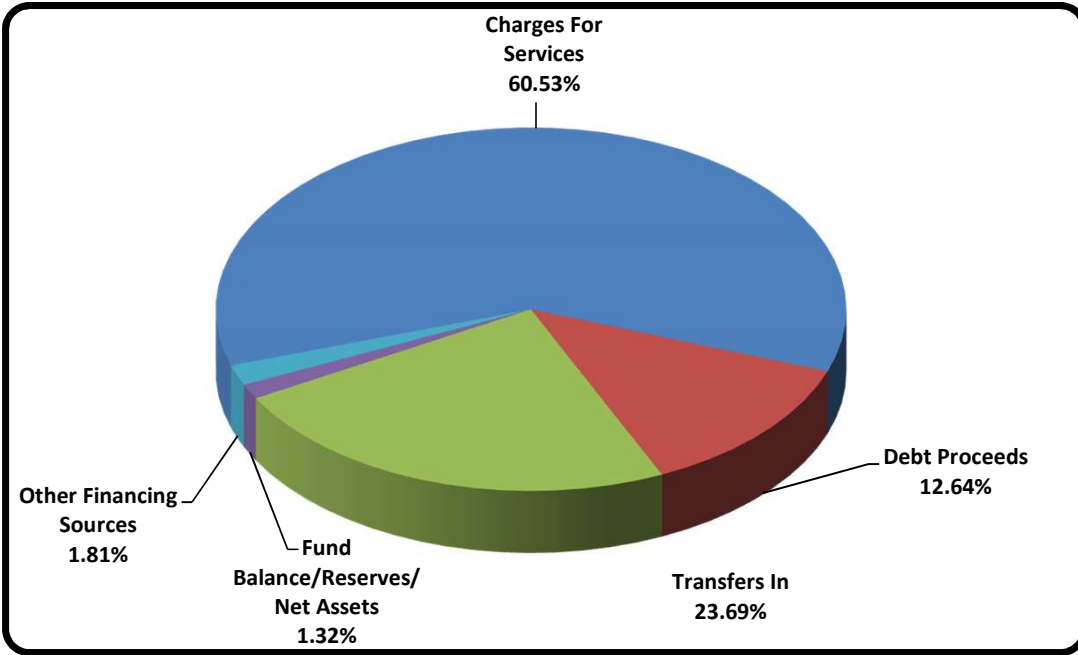


	440 WATER & SEWER OPERATIONS	442 WATER DEVELOPMENT FEES	444 RENEWAL & REPLACEMENT	447 SOLID WASTE UTILITY	448 STORMWATER MANAGEMENT	449 STORMWATER CAPITAL	TOTAL ENTERPRISE
ENTERPRISE FUNDS							
ESTIMATED REVENUES:							
Charges For Services	14,364,430	-	-	4,095,025	2,426,071	-	20,885,526
Debt Proceeds	3,000,000	-	-	-	-	-	3,000,000
Transfers In	-	-	5,622,519	-	-	560,000	6,182,519
Fund Balance/Reserves/Net Assets	32,990	280,125	-	12,877	1,060,118	-	1,386,110
Intergovernmental Revenue	-	-	-	-	-	-	-
Other Financing Sources	429,100	-	-	133,740	88,700	-	651,540
Physical Environment	-	-	-	-	-	-	-
Other Uses	-	-	-	-	-	-	-
Transfers Out	-	-	-	-	-	-	-
Fund Balances/Reserves/Net Assets	-	-	-	-	-	-	-
Ad Valorem	-	-	-	-	-	-	-
Sales And Use Taxes	-	-	-	-	-	-	-
Franchise Fees	-	-	-	-	-	-	-
Utility Services Tax	-	-	-	-	-	-	-
Communication Service Tax	-	-	-	-	-	-	-
Licenses & Permits	-	-	-	-	18,350	-	18,350
Special Assessments	-	-	-	-	-	-	-
Fines & Forfeitures	-	-	-	-	-	-	-
Total Estimated Revenues	17,826,520	280,125	5,622,519	4,241,642	3,593,239	560,000	32,124,045
ESTIMATED EXPENDITURES / EXPENSES:							
Salaries And Benefits	4,744,662	-	-	1,332,844	960,057	-	7,037,563
Operating	5,849,368	-	-	2,237,340	1,859,632	-	9,946,340
Capital Purchases	181,500	-	5,622,519	400,000	164,000	560,000	6,928,019
Depreciation	-	-	-	-	-	-	0
Renewal And Replacement	5,342,394	280,125	-	-	560,000	-	6,182,519
Mis Transfers	-	-	-	-	-	-	0
Debt Service	1,708,596	-	-	271,458	49,550	-	2,029,604
Current Year Unreserved	-	-	-	-	-	-	0
Total Expenditures / Expenses	17,826,520	280,125	5,622,519	4,241,642	3,593,239	560,000	32,124,045



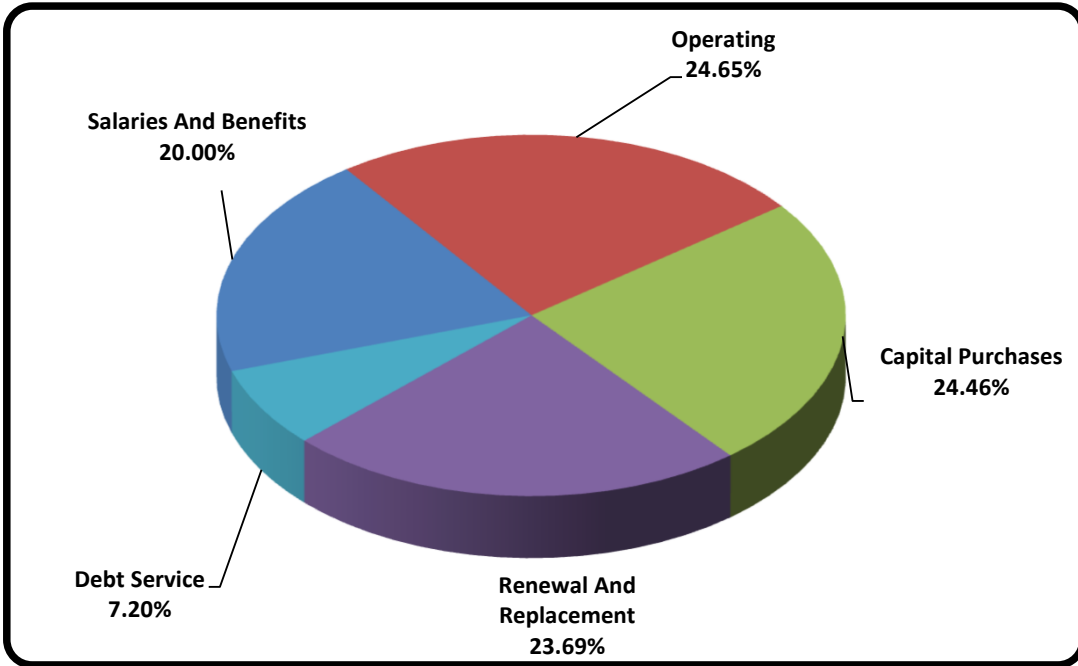
WATER AND SEWER FUNDS

**City of Edgewater
Fiscal YEAR 2023-2024
WATER AND SEWER FUNDS - REVENUES**



	BUDGET	PERCENT
Charges For Services	14,364,430	60.53%
Debt Proceeds	3,000,000	12.64%
Transfers In	5,622,519	23.69%
Fund Balance/Reserves/Net Assets	313,115	1.32%
Other Financing Sources	429,100	1.81%
TOTAL AVAILABLE RESOURCES	\$ 23,729,164	100.00%

City of Edgewater
Fiscal YEAR 2023-2024
WATER AND SEWER FUNDS - EXPENSES



	BUDGET	PERCENT EXPENSES
Salaries And Benefits	4,744,662	20.00%
Operating	5,849,368	24.65%
Capital Purchases	5,804,019	24.46%
Renewal And Replacement	5,622,519	23.69%
Debt Service	1,708,596	7.20%
TOTAL AVAILABLE RESOURCES	\$ 23,729,164	100.00%



440 – WATER & SEWER



440 – WATER & SEWER REVENUE

CITY OF EDGEWATER
FUND REVENUE

PREPARED 08/22/23, 10:44:24

ACCOUNT NUMBER	ACCOUNT DESCRIPTION	FY2021 Actuals	FY2022 Actuals	Y-T-D FY2023 Actuals	FY2023 Budget	FY2024 Proposed	COMPARATIVE Variance
WATER & SEWER OPERATIONS							
440-0000-331.39-03	GRANT FUNDS	0	0	0	1,979,418	0	1,979,418-
440-0000-331.50-01	HURRICANE MATHEW 2016	0	5,919	0	0	0	0
440-0000-331.50-02	HURRICANE IRMA 2017	18,204	0	0	0	0	0
440-0000-331.50-03	HURRICANE DORIAN 2019	11,715	0	0	0	0	0
440-0000-331.50-05	HAZARD MIT GRANT PRG HMGP	0	0	0	251,250	0	251,250-
440-0000-331.71-10	COM DEV BLOCK GRANT-CDBG	0	80,473	0	0	0	0
440-0000-334.50-01	HURRICANE MATTHEW 2016	0	522	0	0	0	0
440-0000-334.50-03	HURRICANE DORIAN 2019	1,929	0	0	0	0	0
440-0000-337.71-10	COMM DEV BLOCK GRANT-CDBG	0	0	0	155,473	0	155,473-
440-0000-339.10-10	STORM ASSISTANCE	0	0	0	120,000	0	120,000-
*	INTERGOVERNMENTAL REVENUE	31,848	86,914	0	2,506,141	0	2,506,141-
440-0000-341.10-15	RECORDING FEES	2,352	2,926	1,642	2,400	2,000	400-
LEVEL	TEXT						
1	PER FINANCE DEPARTMENT - JD 3-29-23						
440-0000-343.31-05	WATER BASE CHARGE	2,223,414	2,422,446	2,053,101	2,311,005	2,534,085	223,080
LEVEL	TEXT						
1	ESTIMATE BASED ON RATE STUDY 6-6-23						
440-0000-343.31-10	WATER SALES	3,256,198	3,533,449	2,993,049	3,633,557	3,678,657	45,100
LEVEL	TEXT						
1	ESTIMATE BASED ON RATE STUDY 6-6-23						
440-0000-343.32-10	WATER TAP ON	256,375	152,639	133,600	75,000	94,700	19,700
LEVEL	TEXT						
1	PER FINANCE DEPARTMENT - JD 3-29-23						
440-0000-343.37-10	PENALTIES	114,923	136,380	124,807	130,000	142,400	12,400
LEVEL	TEXT						
1	PER FINANCE DEPARTMENT - JD 3-29-23						
440-0000-343.38-10	SERVICE CHARGES	227,937	216,753	183,160	233,000	207,000	26,000-
LEVEL	TEXT						
1	PER FINANCE DEPARTMENT - JD 3-29-23						

CITY OF EDGEWATER
FUND REVENUE

PREPARED 08/22/23, 10:44:24

ACCOUNT NUMBER	ACCOUNT DESCRIPTION	FY2021 Actuals	FY2022 Actuals	Y-T-D Actuals	FY2023 Budget	FY2024 Proposed	COMPARATIVE Variance
440-0000-343.55-10	RETURNED CHECK	4,380	5,385	5,129	4,400	5,000	600
LEVEL	TEXT		TEXT AMT				
1	PER FINANCE DEPARTMENT - JD 6-8-23		5,000				
			5,000				
440-0000-345.51-05	SEWER BASE CHARGE	2,920,724	3,169,141	2,687,611	3,216,694	3,346,374	129,680
LEVEL	TEXT		TEXT AMT				
1	ESTIMATE BASED ON RATE STUDY 6-6-23		3,346,374				
			3,346,374				
440-0000-345.51-10	SEWER USE SALES	3,418,373	3,679,588	3,204,551	3,785,161	3,907,545	122,384
LEVEL	TEXT		TEXT AMT				
1	ESTIMATE BASED ON RATE STUDY 6-6-23		3,907,545				
			3,907,545				
440-0000-345.52-10	SEWER CONNECTION FEES	58,950	39,550	36,664	15,000	15,000	0
LEVEL	TEXT		TEXT AMT				
1	ESTIMATE 75 @200		15,000				
			15,000				
440-0000-345.53-10	RECLAIM WTR SALES	367,964	394,281	347,345	384,427	416,069	31,642
LEVEL	TEXT		TEXT AMT				
1	ESTIMATE BASED ON RATE STUDY 6-6-23		416,069				
			416,069				
440-0000-345.56-10	RECLAIM CONNECTION FEES	18,070	20,120	71,900	14,000	15,600	1,600
LEVEL	TEXT		TEXT AMT				
1	PER FINANCE DEPARTMENT - JD 3-29-23		15,600				
			15,600				
* 440-0000-361.10-10	CHARGES FOR SERVICES INTEREST	12,869,660	13,772,658	11,842,559	13,804,644	14,364,430	559,786
		12,147	2,209	28,709	1,700	22,100	20,400
LEVEL	TEXT		TEXT AMT				
1	PER FINANCE DEPARTMENT - JB 5-10-2023		22,100				
			22,100				
440-0000-361.11-06	TOWER LEASES	0	42,388	0	0	0	0
440-0000-361.11-10	INVESTMENT RETURNS	1,243	13,896	263,654	1,000	258,000	257,000
LEVEL	TEXT		TEXT AMT				
1	PER FINANCE DEPARTMENT - JB 5.11.2023		258,000				

CITY OF EDGEWATER
FUND REVENUE

PREPARED 08/22/23, 10:44:24

ACCOUNT NUMBER	ACCOUNT DESCRIPTION	FY2021 Actuals	FY2022 Actuals	Y-T-D Actuals	FY2023 Budget	FY2024 Proposed	COMPARATIVE Variance
				258,000			
440-0000-361.41-10	ASSESSMENT PYMT	1,918	1,918	0	0	0	0
440-0000-362.10-06	TOWER LEASES	0	119,177	0	0	0	0
440-0000-364.10-00	MISC REVENUE	34,334	0	0	0	0	0
440-0000-364.32-00	INSURANCE PROCEEDS	6,606	0	0	0	0	0
440-0000-364.42-10	INSURANCE PROCEEDS	709	29,804	991	0	0	0
440-0000-365.10-00	SALES / SURPLUS	6,295	5,487	2,979	6,000	5,000	1,000-
LEVEL	TEXT			TEXT AMT			
1	PER FINANCE DEPARTMENT - JB 5.11.2023			5,000			
				5,000			
440-0000-369.10-00	OTHER INCOME	2,457-	2,086	0	0	0	0
440-0000-369.30-00	REFUND TO PRIOR YR EXP	0	0	62	0	0	0
440-0000-369.31-00	SETTLEMENTS	0	1,074	0	0	0	0
440-0000-369.50-00	PAYMENT PLANS	4,960	6,880	6,280	0	0	0
440-0000-369.90-00	OTHER MISC REVENUE	730	6,001	0	0	0	0
440-0000-369.90-05	DAMAGED PROPERTY	0	6,488	79,032	0	0	0
440-0000-369.90-10	MISC REVENUE	26,248	39,241	1,797	13,000	25,000	12,000
LEVEL	TEXT			TEXT AMT			
1	ESTIMATE BASED ON HISTORICALS 5-22-23 JB			25,000			
				25,000			
440-0000-369.90-15	CELL TOWER LEASE	104,446	5,623	9,310-	110,400	119,000	8,600
LEVEL	TEXT			TEXT AMT			
1	PER FINANCE DEPT. EST- 3/28/23 JD			119,000			
				119,000			
440-0000-369.90-20	RETIREMENT FORFEITURES	3,242	3,638	37,956	0	0	0
* MISC. REVENUE		200,421	285,910	412,150	132,100	429,100	297,000
440-0000-381.04-44	RENEWAL & REPLACEMENT	1,568,126	2,481,738	0	0	0	0
440-0000-384.01-00	PROCEEDS FRM L/T DEBT	0	0	0	500,000	3,000,000	2,500,000
LEVEL	TEXT			TEXT AMT			
1	PABS SITE IMPROVEMENT CONSTRUCTION PRELIMINARY REQUEST 5-12-23			3,000,000			
				3,000,000			
440-0000-389.90-12	UNRESERVED PROPRIETARY	0	0	0	7,930,260	0	7,930,260-
440-0000-389.90-22	RESERVED PROPRIETARY	0	0	0	0	32,990	32,990
LEVEL	TEXT			TEXT AMT			
1	USE OF FUND BALANCE 06.29.23			32,990			
				32,990			

CITY OF EDGEWATER
 FUND REVENUE

PREPARED 08/22/23, 10:44:24

ACCOUNT NUMBER	ACCOUNT DESCRIPTION	FY2021 Actuals	FY2022 Actuals	Y-T-D FY2023 Actuals	FY2023 Budget	FY2024 Proposed	COMPARATIVE Variance
*	OTHER SOURCES	1,568,126	2,481,738	0	8,430,260	3,032,990	5,397,270-
**	WATER & SEWER OPERATIONS	14,670,055	16,627,220	12,254,709	24,873,145	17,826,520	7,046,625-



440 – WATER & SEWER EXPENSE

CITY OF EDGEWATER
DEPARTMENT BUDGET

PREPARED 08/22/23, 10:44:30

ACCOUNT NUMBER	ACCOUNT DESCRIPTION	FY2021 Actuals	FY2022 Actuals	YTD FY2023 Actuals	FY2023 Budget	FY2024 Proposed	COMPARATIVE Variance
WATER & SEWER OPERATIONS ENVIRONMENTAL SERVICES ADMIN							
440-4010-539.12-10	REGULAR SALARIES	264,586	310,746	222,459	276,930	301,704	24,774
LEVEL 1	TEXT SALARIES PER EMPLOYEE BUDGET LESS: OVERTIME			TEXT AMT 303,181 1,477- 301,704			
440-4010-539.14-10	OVERTIME	466	243	679	713	1,477	764
LEVEL 1	TEXT SALARIES PER EMPLOYEE BUDGET			TEXT AMT 1,477 1,477			
440-4010-539.15-30	CELL PHONE	2,420	1,950	1,350	2,400	1,200	1,200-
LEVEL 1	TEXT SALARIES PER EMPLOYEE BUDGET			TEXT AMT 1,200 1,200			
440-4010-539.15-60	BOOT ALLOWANCE	149	260	0	450	450	0
LEVEL 1	TEXT BOOT ALLOWANCE (4) BL 3/10/22			TEXT AMT 450 450			
440-4010-539.21-10	FICA TAXES	16,834	18,956	13,794	17,645	18,679	1,034
LEVEL 1	TEXT SALARIES PER EMPLOYEE BUDGET			TEXT AMT 18,679 18,679			
440-4010-539.21-20	MEDICARE	3,937	4,433	3,226	4,127	4,368	241
LEVEL 1	TEXT SALARIES PER EMPLOYEE BUDGET			TEXT AMT 4,368 4,368			
440-4010-539.22-20	DCSE	32,644	37,037	25,989	34,325	36,204	1,879

CITY OF EDGEWATER
DEPARTMENT BUDGET

PREPARED 08/22/23, 10:44:30

ACCOUNT NUMBER	ACCOUNT DESCRIPTION	FY2021 Actuals	FY2022 Actuals	YTD FY2023 Actuals	FY2023 Budget	FY2024 Proposed	COMPARATIVE Variance
LEVEL 1	TEXT SALARIES PER EMPLOYEE BUDGET			TEXT AMT 36,204 36,204			
440-4010-539.23-10	LIFE INS	1,238	1,140	980	1,318	1,208	110-
LEVEL 1	TEXT SALARIES PER EMPLOYEE BUDGET			TEXT AMT 1,208 1,208			
440-4010-539.23-20	GROUP MEDICAL INSURANCE	58,709	57,235	46,014	62,822	64,049	1,227
LEVEL 1	TEXT SALARIES PER EMPLOYEE BUDGET			TEXT AMT 64,049 64,049			
440-4010-539.23-21	HSA-EMPLOYER CONTRIBUTION	1,500	3,357	3,975	7,400	4,650	2,750-
LEVEL 1	TEXT PER EMPLOYEE BUDGET 6-1-23			TEXT AMT 4,650 4,650			
440-4010-539.23-22	HRA-EMPLOYER CONTRIBUTION	62	500	0	500	500	0
LEVEL 1	TEXT PER FINANCE ESTIMATE 6-7-23 JD			TEXT AMT 500 500			
440-4010-539.23-30	DENTAL INSURANCE	2,258	2,260	1,534	2,311	2,272	39-
LEVEL 1	TEXT SALARIES PER EMPLOYEE BUDGET			TEXT AMT 2,272 2,272			
440-4010-539.23-40	LT DISABILITY	2,216	2,041	1,740	2,358	2,162	196-
LEVEL 1	TEXT SALARIES PER EMPLOYEE BUDGET			TEXT AMT 2,162 2,162			
440-4010-539.23-60	BROKER & ADMIN FEES	1,560	1,803	1,378	1,610	1,664	54

CITY OF EDGEWATER
DEPARTMENT BUDGET

PREPARED 08/22/23, 10:44:30

ACCOUNT NUMBER	ACCOUNT DESCRIPTION	FY2021 Actuals	FY2022 Actuals	YTD FY2023 Actuals	FY2023 Budget	FY2024 Proposed	COMPARATIVE Variance
LEVEL 1	TEXT PER FINANCE ESTIMATE 4.17.23 JD			TEXT AMT 1,664 1,664			
440-4010-539.23-90	OPEB EXPENSE	167,108	181,487	0	0	0	0
440-4010-539.24-10	WORKER'S COMPENSATION	383	459	311	451	453	2
LEVEL 1	TEXT SALARIES PER EMPLOYEE BUDGET			TEXT AMT 453 453			
440-4010-539.31-10	PROFESSIONAL SERVICES	0	1,396	0	0	50,000	50,000
LEVEL 1	TEXT ASSET MANAGEMENT IMPLEMENTATION DY 4/20/23			TEXT AMT 50,000 50,000			
440-4010-539.34-10	OTHER CONTRACTUAL SERVICE	4,058	3,718	3,285	5,019	5,076	57
LEVEL 1	TEXT PEST CONTROL PER FINANCE JD 04-13-23 ALARM MONITORING DY 4/20/23 JANITORIAL EXPENSE PER FINANCE DEPT. EST 4-12-23 WEEKLY DISINFECTING /MONTHLY HVAC DY 4/20/23			TEXT AMT 102 500 3,274 1,200 5,076			
440-4010-539.40-10	TRAVEL & PER DIEM	0	712	29	4,100	3,200	900-
LEVEL 1	TEXT MILEAGE FOR TLH DY 4/20/23 AWWA, APWA, FSA, FRWA HOTEL & MEALS DY 4/20/23 WEF HOTEL & MEALS DY 4/20/23 SWANA HOTEL & MEALS DY 4/20/23			TEXT AMT 400 2,000 800 3,200			
440-4010-539.41-10	TELEPHONE	509	565	434	578	580	2
LEVEL 1	TEXT PER FINANCE DEPT. EST- 3/31/23 JD			TEXT AMT 580 580			

CITY OF EDGEWATER
DEPARTMENT BUDGET

PREPARED 08/22/23, 10:44:30

ACCOUNT NUMBER	ACCOUNT DESCRIPTION	FY2021 Actuals	FY2022 Actuals	YTD FY2023 Actuals	FY2023 Budget	FY2024 Proposed	COMPARATIVE Variance
440-4010-539.41-15	CELLULAR	5	0	1	2	12	10
LEVEL	TEXT			TEXT AMT			
1	PER FINANCE ESTIMATE 03.31.23 JD			12			
				12			
440-4010-539.41-20	VOIP / NETWORK	3,844	3,722	2,620	3,800	3,700	100-
LEVEL	TEXT			TEXT AMT			
1	PER FINANCE DEPT. EST- 3/31/23 JD			3,700			
				3,700			
440-4010-539.43-10	ELECTRIC	1,615	1,553	2,403	3,253	1,650	1,603-
LEVEL	TEXT			TEXT AMT			
1	PER FINANCE DEPT. EST- 4/12/23 JD			1,650			
				1,650			
440-4010-539.46-10	REPAIR & MAINTENANCE	583	4,628	1,417	2,250	1,250	1,000-
LEVEL	TEXT			TEXT AMT			
1	FIRE EXTINGUISHER ANNUAL FEE JD 4-27-22			250			
	ADMIN BUILDING MAINTENANCE DY 04/21/23			1,000			
				1,250			
440-4010-539.46-20	FLEET CHARGES	3,063	795	1,504	1,637	8,752	7,115
LEVEL	TEXT			TEXT AMT			
1	PRELIMINARY PER FINANCE JD 06-12-23			8,752			
				8,752			
440-4010-539.47-20	COPIER	5,378	6,211	5,308	7,689	6,300	1,389-
LEVEL	TEXT			TEXT AMT			
1	COPIER SVC AND PRINTING ESTIMATE JD 4-11-23			6,300			
				6,300			
440-4010-539.48-10	PROMOTIONAL ACTIVITIES	0	0	328	328	0	328-
440-4010-539.49-01	COST ALLOCATION	541,389	707,592	644,893	773,873	640,368	133,505-

CITY OF EDGEWATER
DEPARTMENT BUDGET

PREPARED 08/22/23, 10:44:30

ACCOUNT NUMBER	ACCOUNT DESCRIPTION	FY2021 Actuals	FY2022 Actuals	YTD FY2023 Actuals	FY2023 Budget	FY2024 Proposed	COMPARATIVE Variance
LEVEL 1	TEXT PER FINANCE DEPARTMENT - JD 5-10-2023			TEXT AMT 640,368 640,368			
440-4010-539.49-10	OTHER CHARGES/OBLIGATIONS	30	721	7,863	15,200	15,200	0
LEVEL 1	TEXT DRUG TESTS, PHYSICALS DY 4/20/23 UPDATE INTERNET DY 4/20/23			TEXT AMT 200 15,000 15,200			
440-4010-539.49-40	PILOFF WATER & SEWER	345,341	374,025	319,885	379,420	393,403	13,983
LEVEL 1	TEXT ESTIMATE BASED ON RATE STUDY 6-6-23			TEXT AMT 393,403 393,403			
440-4010-539.51-10	OFFICE SUPPLIES	463	1,353	3,249	3,690	1,800	1,890-
LEVEL 1	TEXT PRINT & FAX CARTRIDGES DY 4/20/23 COPY PAPER DY 4/20/23			TEXT AMT 900 900 1,800			
440-4010-539.52-10	OPERATING SUPPLIES	1,575	3,950	442	3,000	3,000	0
LEVEL 1	TEXT FIRST AID/CLEANING SUPPLIES DY 4/20/23 OFFICE EQUIPMENT & FURNITURE DY 4/20/2023			TEXT AMT 500 2,500 3,000			
440-4010-539.52-20	UNLEADED & DIESEL	492	1,482	1,424	1,952	2,170	218
LEVEL 1	TEXT FUEL ESTIMATE 6-12-23 JD			TEXT AMT 2,170 2,170			
440-4010-539.52-30	UNIFORMS	495	619	1,164	2,300	2,300	0
LEVEL 1	TEXT SHIRTS DY 4/20/23			TEXT AMT 2,000			

CITY OF EDGEWATER
DEPARTMENT BUDGET

PREPARED 08/22/23, 10:44:30

ACCOUNT NUMBER	ACCOUNT DESCRIPTION	FY2021 Actuals	FY2022 Actuals	YTD FY2023 Actuals	FY2023 Budget	FY2024 Proposed	COMPARATIVE Variance
	JACKETS DY 4/20/23			300 2,300			
440-4010-539.54-10	BOOKS, PUBS, SUBS, & MEM	6,790	6,948	8,261	8,556	8,556	0
LEVEL	TEXT			TEXT AMT			
1	SUNSHINE SAFETY DY 4/20/23			200			
	FRWA MEMBERSHIP DY 4/20/23			570			
	FWPCOA MEMBERSHIP DY 4/20/23			60			
	APWA MEMBERSHIP DY 4/20/23			600			
	PW MANAGEMENT SUBSCRIPTION DY 4/20/23			25			
	ENR SUBSCRIPTION DY 4/20/23			87			
	AWWA MEMBERSHIP DY 4/20/23			4,100			
	USC BACKFLOW UPDATES DY 4/20/23			550			
	WEF MEMBERSHIP DY 4/20/23			200			
	SWANA MEMBERSHIP DY 4/20/23			270			
	FSA MEMBERSHIP DY 4/20/23			800			
	NEWS JOURNAL SUBSCRIPTION - DIGITAL DY 4/20/23			144			
	FL. ENG. SOCIETY SUBSCRIPTION DY 4/20/23			350			
	WATER REUSE MEMBERSHIP DY 4/20/23			600			
				8,556			
440-4010-539.54-20	EDUCATIONAL DEVELOPMENT	1,334	1,253	1,489	4,400	3,070	1,330-
LEVEL	TEXT			TEXT AMT			
1	APWA CONFERNECE DY 4/20/23			720			
	AWWA CONFERNECE DY 4/20/23			500			
	FRWC CONFERENCE DY 4/20/23			400			
	FSA CONFERENCE DY 4/20/23			500			
	PE PROFESSIONAL DEVELOPMENT HOURS DY 4/20/23			500			
	WATER CONSERVATION COORDINATOR CERT - UF DY 4/20/2			450			
				3,070			
*		1,473,034	1,745,150	1,329,428	1,636,407	1,591,427	44,980-
**	ADMIN	1,473,034	1,745,150	1,329,428	1,636,407	1,591,427	44,980-

CITY OF EDGEWATER
DEPARTMENT BUDGET

PREPARED 08/22/23, 10:44:30

ACCOUNT NUMBER	ACCOUNT DESCRIPTION	FY2021 Actuals	FY2022 Actuals	YTD FY2023 Actuals	FY2023 Budget	FY2024 Proposed	COMPARATIVE Variance
WATER DEPARTMENT							
440-4030-533.12-10	REGULAR SALARIES	487,914	541,004	483,132	606,020	766,070	160,050
LEVEL	TEXT			TEXT AMT			
1	SALARIES PER EMPLOYEE BUDGET			780,276			
	LESS: OVERTIME			14,206-			
				766,070			
440-4030-533.12-20	DC ICMA	16,408	16,424	14,491	17,974	17,926	48-
LEVEL	TEXT			TEXT AMT			
1	PER EMPLOYEE BUDGET 6-1-23			17,926			
				17,926			
440-4030-533.14-10	OVERTIME	17,991	11,571	9,096	10,465	14,206	3,741
LEVEL	TEXT			TEXT AMT			
1	SALARIES PER EMPLOYEE BUDGET			14,206			
				14,206			
440-4030-533.15-30	CELL PHONE	908	966	825	1,200	1,080	120-
LEVEL	TEXT			TEXT AMT			
1	PER EMPLOYEE BUDGET 6-1-23			1,080			
				1,080			
440-4030-533.15-60	BOOT ALLOWANCE	1,300	1,563	786	1,650	2,100	450
LEVEL	TEXT			TEXT AMT			
1	BOOT ALLOWANCE DY 4/20/23			2,100			
				2,100			
440-4030-533.21-10	FICA TAXES	30,472	32,694	29,361	37,517	44,339	6,822
LEVEL	TEXT			TEXT AMT			
1	PER EMPLOYEE BUDGET 6-1-23			44,339			
				44,339			
440-4030-533.21-20	MEDICARE	7,127	7,646	6,867	8,774	10,369	1,595
LEVEL	TEXT			TEXT AMT			

CITY OF EDGEWATER
DEPARTMENT BUDGET

PREPARED 08/22/23, 10:44:30

ACCOUNT NUMBER	ACCOUNT DESCRIPTION	FY2021 Actuals	FY2022 Actuals	YTD FY2023 Actuals	FY2023 Budget	FY2024 Proposed	COMPARATIVE Variance
1	PER EMPLOYEE BUDGET 6-1-23			10,369 10,369			
440-4030-533.22-20	DCSE	43,746	49,885	44,577	56,028	65,882	9,854
LEVEL	TEXT			TEXT AMT			
1	PER EMPLOYEE BUDGET 6-1-23			65,882 65,882			
440-4030-533.23-10	LIFE INS	2,137	2,373	2,090	2,670	3,205	535
LEVEL	TEXT			TEXT AMT			
1	PER EMPLOYEE BUDGET 6-1-23			3,205 3,205			
440-4030-533.23-20	GROUP MEDICAL INSURANCE	113,765	114,287	92,514	118,251	161,391	43,140
LEVEL	TEXT			TEXT AMT			
1	PER EMPLOYEE BUDGET 6-1-23			161,391 161,391			
440-4030-533.23-21	HSA-EMPLOYER CONTRIBUTION	9,063	9,319	10,175	12,700	13,175	475
LEVEL	TEXT			TEXT AMT			
1	PER EMPLOYEE BUDGET 6-1-23			13,175 13,175			
440-4030-533.23-22	HRA-EMPLOYER CONTRIBUTION	0	250	0	1,000	1,000	0
LEVEL	TEXT			TEXT AMT			
1	PER FINANCE ESTIMATE 6-7-23 JD			1,000 1,000			
440-4030-533.23-30	DENTAL INSURANCE	2,665	2,606	2,098	3,370	3,640	270
LEVEL	TEXT			TEXT AMT			
1	PER EMPLOYEE BUDGET 6-1-23			3,640 3,640			
440-4030-533.23-40	LT DISABILITY	3,825	4,247	3,739	4,778	5,734	956
LEVEL	TEXT			TEXT AMT			

CITY OF EDGEWATER
DEPARTMENT BUDGET

PREPARED 08/22/23, 10:44:30

ACCOUNT NUMBER	ACCOUNT DESCRIPTION	FY2021 Actuals	FY2022 Actuals	YTD FY2023 Actuals	FY2023 Budget	FY2024 Proposed	COMPARATIVE Variance
1	PER EMPLOYEE BUDGET 6-1-23			5,734 5,734			
440-4030-533.23-60	BROKER & ADMIN FEES	2,904	3,552	2,727	3,507	3,556	49
LEVEL	TEXT			TEXT AMT			
1	PER FINANCE ESTIMATE 4.17.23 JD			3,556 3,556			
440-4030-533.24-10	WORKER'S COMPENSATION	15,312	15,624	10,842	13,711	16,496	2,785
LEVEL	TEXT			TEXT AMT			
1	PER EMPLOYEE BUDGET 6-1-23			16,496 16,496			
440-4030-533.31-10	PROFESSIONAL SERVICES	95,578	18,574	6,759	20,630	6,939	13,691-
LEVEL	TEXT			TEXT AMT			
1	TTHM DY 4/20/23 DY 4/20/23			450			
	HAA5 DY 4/20/23 DY 4/20/23			800			
	NITRATES & NITRITES DY 4/20/23			20			
	CUP COMPLIANCE SAMPLING DY 4/20/23			563			
	CUP SWIM WELLS DY 4/20/23			882			
	LEAD & COPPER DY 4/20/23			874			
	SAMPLE DISPOSAL FEE & ENV IMPACT FEES DY 4/20/2023			550			
	REPEAT SAMPLING DY 4/20/23			200			
	PRECISION CONTROL INSTRUMENTS DY 4/20/23			2,600 6,939			
440-4030-533.34-10	OTHER CONTRACTUAL SERVICE	106,778	103,132	89,629	119,400	191,900	72,500
LEVEL	TEXT			TEXT AMT			
1	PEST CONTROL PER FINANCE JD 04-13-23			170			
	FEC CROSSINGS BLANKET AGREEMENT DY 4/20/23			4,900			
	LIME SLUDGE REMOVAL DY 4/20/23			175,000			
	CUP COMPLIANCE MONITORING (CPH) DY 4/20/23			11,330			
	CULLIGAN (DEIONIZING SYSTEM FOR LAB) DY 4/20/23			500 191,900			
440-4030-533.40-10	TRAVEL & PER DIEM	43	303	119	1,150	1,080	70-
LEVEL	TEXT			TEXT AMT			
1	JOINT CONFERENCE HOTEL & MEALS DY 4/20/23			750			

CITY OF EDGEWATER
DEPARTMENT BUDGET

PREPARED 08/22/23, 10:44:30

ACCOUNT NUMBER	ACCOUNT DESCRIPTION	FY2021 Actuals	FY2022 Actuals	YTD FY2023 Actuals	FY2023 Budget	FY2024 Proposed	COMPARATIVE Variance
	12 FRWA CEU REQUIRED MEALS DY 4/20/23			330 1,080			
440-4030-533.41-10	TELEPHONE	254	282	217	290	290	0
LEVEL	TEXT			TEXT AMT			
1	PER FINANCE DEPT. EST- 3/31/23 JD			290 290			
440-4030-533.41-15	CELLULAR	28	27	7	97	1,009	912
LEVEL	TEXT			TEXT AMT			
1	PER FINANCE ESTIMATE 03.31.23 JD PLANT CELL PHONE DY 4/20/23 CELL ACCESS/FLUSHING TABLET (2) DY 4/20/23			12 35 962 1,009			
440-4030-533.41-20	VOIP / NETWORK	5,808	6,564	5,585	7,362	7,900	538
LEVEL	TEXT			TEXT AMT			
1	PER FINANCE DEPT. EST- 3/31/23 JD			7,900 7,900			
440-4030-533.41-30	LEGAL ADS	0	0	0	800	0	800-
440-4030-533.41-40	POSTAGE	13,848	12,313	8,781	13,680	13,500	180-
LEVEL	TEXT			TEXT AMT			
1	PRELIMINARY PER FINANCE JD 04-14-23			13,500 13,500			
440-4030-533.43-10	ELECTRIC	132,770	158,965	120,514	164,946	168,500	3,554
LEVEL	TEXT			TEXT AMT			
1	PER FINANCE DEPT. EST- 4/12/23 JD			168,500 168,500			
440-4030-533.44-10	RENT	583	636	451	1,310	1,200	110-
LEVEL	TEXT			TEXT AMT			
1	CULLIGAN (DEIONING SYSTEM FOR LAB) DY 4/20/23 EQUIPMENT RENTALS DY 4/20/23			700 500			

CITY OF EDGEWATER
DEPARTMENT BUDGET

PREPARED 08/22/23, 10:44:30

ACCOUNT NUMBER	ACCOUNT DESCRIPTION	FY2021 Actuals	FY2022 Actuals	YTD FY2023 Actuals	FY2023 Budget	FY2024 Proposed	COMPARATIVE Variance
				1,200			
440-4030-533.46-10	REPAIR & MAINTENANCE	134,322	71,998	84,418	133,557	81,345	52,212-
LEVEL	TEXT			TEXT AMT			
1	CHEMICAL FEED EQUIPMENT REPAIRS DY 4/20/23			18,700			
	CLARICONE REPAIRS DY 4/20/23			18,700			
	WELL REPAIRS DY 4/20/23			18,700			
	BALANCES AND WEIGHTS DY 4/20/23			300			
	THERMOMETER CALIBRATION DY 4/20/23			300			
	GEN MAINT: SEBS,PABS,WELLFIELD,ART DY 4/20/23			7,500			
	NAOCI SKID MAINT (3) DY 4/20/23			4,200			
	STORAGE TANK CLEANING DY 4/20/23			12,000			
	FIRE EXTINGUISHER ANNUAL FEE JD 4-12-23			945			
				81,345			
440-4030-533.46-20	FLEET CHARGES	4,622	3,783	3,211	3,275	1,750	1,525-
LEVEL	TEXT			TEXT AMT			
1	PRELIMINARY PER FINANCE JD 06-12-23			1,750			
				1,750			
440-4030-533.47-10	PRINTING & BINDING	5,410	5,574	4,500	5,630	5,800	170
LEVEL	TEXT			TEXT AMT			
1	LAB FORMS, DOOR HANGERS, ETC DY 4/20/23			500			
	UTILITY BILLS - PER FINANCE EST JD 4/14/23			5,300			
				5,800			
440-4030-533.47-20	COPIER	958	1,043	887	1,100	1,100	0
LEVEL	TEXT			TEXT AMT			
1	COPIER SVC AND PRINTING ESTIMATE JD 4-11-23			1,100			
				1,100			
440-4030-533.48-10	PROMOTIONAL ACTIVITIES	0	1,830	884	5,395	7,625	2,230
LEVEL	TEXT			TEXT AMT			
1	PENS, PENCILS, WATER BOTTLES TLH DY 4/20/23			850			
	FRISBEES, BAGS, MISC GIVEAWAYS TLH DY 4/20/23			1,100			
	DROP SAVER & CALENDAR CONTESTS TLH DY 4/20/23			900			
	SCHOOL PROJECT, PROGRAM BOOKS TLH DY 4/20/23			2,200			
	EARTH DAY, EXPO, EVENT SUPPLIES TLH DY 4/20/23			800			

CITY OF EDGEWATER
DEPARTMENT BUDGET

PREPARED 08/22/23, 10:44:30

ACCOUNT NUMBER	ACCOUNT DESCRIPTION	FY2021 Actuals	FY2022 Actuals	YTD FY2023 Actuals	FY2023 Budget	FY2024 Proposed	COMPARATIVE Variance
	RADIO SPOT TLH DY 4/20/23			325			
	WATER DROP MASCOT & DISPLAY BOARD TLH DY 4/20/23			400			
	RAIN BARRELS & SUPPLIES FOR WORKSHOP DY 4/20/23			400			
	LETTERS/POSTAGE HIGH WATER CONSUMERS DY 4/20/23			350			
	LARGE PHOTO FRAME/EDUCATIONAL BOARD DY 4/20/23			300			
				7,625			
440-4030-533.49-01	COST ALLOCATION	166,906	187,833	157,166	188,599	250,141	61,542
LEVEL	TEXT			TEXT AMT			
1	PER FINANCE DEPARTMENT - JD 5-10-2023			250,141			
				250,141			
440-4030-533.49-10	OTHER CHARGES/OBLIGATIONS	15,893	16,374	16,682	17,800	16,700	1,100-
LEVEL	TEXT			TEXT AMT			
1	STORAGE TANK REGISTRATION-DEP DY 4/20/23			400			
	PHYSICALS & DRUG TESTS DY 4/20/23			600			
	NOTICES & ADVERTISEMENTS DY 4/20/23			1,000			
	VOLUSIA COUNTY HEALTH DEPT WTP PERMIT DY 4/20/23			10,000			
	VOLUSIA CHD SEPTIC TANK PERMIT DY 4/20/23			200			
	ARTWTP LAB CERTIFICATION DY 4/20/23			500			
	DEP PROTECTION FEE DY 4/20/23			4,000			
				16,700			
440-4030-533.49-40	PILOFF WATER & SEWER	121,299	131,373	112,357	133,440	138,180	4,740
LEVEL	TEXT			TEXT AMT			
1	ESTIMATE BASED ON RATE STUDY 6-6-23			138,180			
				138,180			
440-4030-533.51-10	OFFICE SUPPLIES	183	18	151	500	0	500-
440-4030-533.52-10	OPERATING SUPPLIES	19,192	27,930	22,884	34,654	47,790	13,136
LEVEL	TEXT			TEXT AMT			
1	LAB SUPPLIES (NORMAL) DY 4/20/23			5,000			
	LAB REAGENTS DY 4/20/23			4,500			
	FIRST AID, CLEANING SUPPLIES DY 4/20/23			2,500			
	PLUMBING SUPPLIES DY 4/20/23			2,500			
	ELECTRICAL SUPPLIES DY 4/20/23			15,000			
	LAB EQUIPMENT REPLACEMENT DY 4/20/23			2,500			
	OFFICE FURNITURE DY 4/20/23			400			
	FLUSHING EQUIPMENT DY 4/20/23			5,000			

CITY OF EDGEWATER
DEPARTMENT BUDGET

PREPARED 08/22/23, 10:44:30

ACCOUNT NUMBER	ACCOUNT DESCRIPTION	FY2021 Actuals	FY2022 Actuals	YTD FY2023 Actuals	FY2023 Budget	FY2024 Proposed	COMPARATIVE Variance
	TABLET FOR WATER QUALITY DY 4/20/23			350			
	MICRO LAB SUPPLIES DY 4/20/23			3,000			
	PROFICIENCY TESTING DY 4/20/23			2,000			
	MICROBIOLOGY DULUTION & SAMPLE BOTTLES DY 4/20/23			1,200			
	MEDIA MICRO LAB DY 4/20/23			3,840			
				47,790			
440-4030-533.52-20	UNLEADED & DIESEL	2,351	2,138	1,772	4,456	2,379	2,077-
LEVEL	TEXT			TEXT AMT			
1	FUEL ESTIMATE 6-12-23 JD			2,379			
				2,379			
440-4030-533.52-25	BULK FUEL	0	7,268	0	10,000	10,000	0
LEVEL	TEXT			TEXT AMT			
1	AUXILLIARY POWER DIESEL FUEL DY 04/21/23			10,000			
				10,000			
440-4030-533.52-30	UNIFORMS	2,029	2,102	1,703	3,350	3,380	30
LEVEL	TEXT			TEXT AMT			
1	CLOTHING/UNIFORMS DY 4/20/23			2,780			
	JACKETS DY 4/20/23			600			
				3,380			
440-4030-533.52-50	CHEMICAL	381,916	426,404	377,735	609,059	606,000	3,059-
LEVEL	TEXT			TEXT AMT			
1	FERRIC SULFATE DY 4/20/23			25,500			
	LIME DY 4/20/23			338,000			
	POLYMER DY 4/20/23			5,500			
	AMMONIA LIQUID DY 4/20/23			34,000			
	BLEACH DY 4/20/23			103,000			
	CARBON DIOXIDE DY 4/20/23			100,000			
				606,000			
440-4030-533.54-10	BOOKS, PUBS, SUBS, & MEM	0	0	0	900	1,400	500
LEVEL	TEXT			TEXT AMT			
1	LICENSE FOR FLUSHING TABLET APPLICATION DY 4/20/23			1,400			
				1,400			

CITY OF EDGEWATER
DEPARTMENT BUDGET

PREPARED 08/22/23, 10:44:30

ACCOUNT NUMBER	ACCOUNT DESCRIPTION	FY2021 Actuals	FY2022 Actuals	YTD FY2023 Actuals	FY2023 Budget	FY2024 Proposed	COMPARATIVE Variance
440-4030-533.54-20	EDUCATIONAL DEVELOPMENT	1,185	745	1,161	1,825	1,825	0
LEVEL	TEXT			TEXT AMT			
1	JOINT CONFERENCE DY 4/20/23			325			
	CEU REQUIRED SEMINARS DY 4/20/23			1,500			
				1,825			
*		1,967,493	2,001,220	1,730,893	2,382,820	2,697,902	315,082
**	WATER DEPARTMENT	1,967,493	2,001,220	1,730,893	2,382,820	2,697,902	315,082

CITY OF EDGEWATER
DEPARTMENT BUDGET

PREPARED 08/22/23, 10:44:30

ACCOUNT NUMBER	ACCOUNT DESCRIPTION	FY2021 Actuals	FY2022 Actuals	YTD FY2023 Actuals	FY2023 Budget	FY2024 Proposed	COMPARATIVE Variance
WASTEWATER							
440-4040-535.12-10	REGULAR SALARIES	597,093	669,116	565,745	759,861	893,261	133,400
LEVEL	TEXT			TEXT AMT			
1	SALARIES PER EMPLOYEE BUDGET			942,016			
	LESS: OVERTIME			48,755-			
				893,261			
440-4040-535.14-10	OVERTIME	46,477	34,099	33,365	49,611	48,755	856-
LEVEL	TEXT			TEXT AMT			
1	SALARIES PER EMPLOYEE BUDGET			48,755			
				48,755			
440-4040-535.15-30	CELL PHONE	1,768	1,523	1,372	1,924	1,804	120-
LEVEL	TEXT			TEXT AMT			
1	PER EMPLOYEE BUDGET 6-1-23			1,804			
				1,804			
440-4040-535.15-40	INSURANCE PAYBACK	4,770	984	0	0	0	0
440-4040-535.15-60	BOOT ALLOWANCE	871	894	602	1,950	1,950	0
LEVEL	TEXT			TEXT AMT			
1	BOOT ALLOWANCE (13) DY 4/20/23			1,950			
				1,950			
440-4040-535.21-10	FICA TAXES	40,281	42,317	36,131	48,575	50,884	2,309
LEVEL	TEXT			TEXT AMT			
1	PER EMPLOYEE BUDGET 6-1-23			50,884			
				50,884			
440-4040-535.21-20	MEDICARE	9,420	9,897	8,450	11,361	11,900	539
LEVEL	TEXT			TEXT AMT			
1	PER EMPLOYEE BUDGET 6-1-23			11,900			
				11,900			
440-4040-535.22-20	DCSE	77,014	83,258	68,378	91,957	96,443	4,486

CITY OF EDGEWATER
DEPARTMENT BUDGET

PREPARED 08/22/23, 10:44:30

ACCOUNT NUMBER	ACCOUNT DESCRIPTION	FY2021 Actuals	FY2022 Actuals	YTD FY2023 Actuals	FY2023 Budget	FY2024 Proposed	COMPARATIVE Variance
LEVEL 1	TEXT PER EMPLOYEE BUDGET 6-1-23			TEXT AMT 96,443 96,443			
440-4040-535.23-10	LIFE INS	2,705	2,560	2,303	3,524	3,692	168
LEVEL 1	TEXT PER EMPLOYEE BUDGET 6-1-23			TEXT AMT 3,692 3,692			
440-4040-535.23-20	GROUP MEDICAL INSURANCE	120,853	119,954	96,028	119,032	178,115	59,083
LEVEL 1	TEXT PER EMPLOYEE BUDGET 6-1-23			TEXT AMT 178,115 178,115			
440-4040-535.23-21	HSA-EMPLOYER CONTRIBUTION	4,161	4,956	6,975	11,100	11,875	775
LEVEL 1	TEXT PER EMPLOYEE BUDGET 6-1-23			TEXT AMT 11,875 11,875			
440-4040-535.23-22	HRA-EMPLOYER CONTRIBUTION	500	0	458	1,500	1,500	0
LEVEL 1	TEXT PER FINANCE ESTIMATE 6-7-23 JD			TEXT AMT 1,500 1,500			
440-4040-535.23-30	DENTAL INSURANCE	3,904	3,808	2,971	5,219	5,131	88-
LEVEL 1	TEXT PER EMPLOYEE BUDGET 6-1-23			TEXT AMT 5,131 5,131			
440-4040-535.23-40	LT DISABILITY	4,841	4,581	4,121	6,306	6,608	302
LEVEL 1	TEXT PER EMPLOYEE BUDGET 6-1-23			TEXT AMT 6,608 6,608			
440-4040-535.23-60	BROKER & ADMIN FEES	3,154	3,765	2,855	3,657	3,782	125

CITY OF EDGEWATER
DEPARTMENT BUDGET

PREPARED 08/22/23, 10:44:30

ACCOUNT NUMBER	ACCOUNT DESCRIPTION	FY2021 Actuals	FY2022 Actuals	YTD FY2023 Actuals	FY2023 Budget	FY2024 Proposed	COMPARATIVE Variance
LEVEL 1	TEXT PER FINANCE ESTIMATE 4.17.23 JD			TEXT AMT 3,782 3,782			
440-4040-535.24-10	WORKER'S COMPENSATION	14,023	16,781	12,035	21,340	18,279	3,061-
LEVEL 1	TEXT PER EMPLOYEE BUDGET 6-1-23			TEXT AMT 18,279 18,279			
440-4040-535.31-10	PROFESSIONAL SERVICES	14,192	59,796	13,654	60,782	93,000	32,218
LEVEL 1	TEXT HARDNESS TESTING/LIFT STATION DY 4/20/23			TEXT AMT 93,000 93,000			
440-4040-535.34-10	OTHER CONTRACTUAL SERVICE	245,028	254,904	199,335	285,769	279,261	6,508-
LEVEL 1	TEXT PEST CONTROL PER FINANCE JD 04-13-23 CULLIGAN DY 4/20/23 SLUDGE HAULING DY 4/20/23 WASTE MANAGEMENT DY 4/20/23 QUARTERLY PIEZOMETER SERVICES DY 4/20/23 VOLUSIA COUNTY SE SERVICE SEWER CHARGES DY 4/20/23 WHISTLE STOP WELL SAMPLING DY 4/20/23 REUSE POND MONITORING WELL DY 4/20/23			TEXT AMT 142 7,200 75,000 15,000 2,400 172,519 4,500 2,500 279,261			
440-4040-535.40-10	TRAVEL & PER DIEM	89	928	0	2,800	1,000	1,800-
LEVEL 1	TEXT CEU TRAINING DY 4/20/23			TEXT AMT 1,000 1,000			
440-4040-535.41-15	CELLULAR	8	20	203	313	36	277-
LEVEL 1	TEXT PER FINANCE ESTIMATE 03.31.23 JD			TEXT AMT 36 36			

CITY OF EDGEWATER
DEPARTMENT BUDGET

PREPARED 08/22/23, 10:44:30

ACCOUNT NUMBER	ACCOUNT DESCRIPTION	FY2021 Actuals	FY2022 Actuals	YTD FY2023 Actuals	FY2023 Budget	FY2024 Proposed	COMPARATIVE Variance
440-4040-535.41-20	VOIP / NETWORK	1,162	1,138	909	1,186	1,300	114
LEVEL	TEXT						
1	PER FINANCE DEPT. EST- 3/31/23 JD						
440-4040-535.41-40	POSTAGE	13,820	12,238	8,718	13,680	13,500	180-
LEVEL	TEXT						
1	PRELIMINARY PER FINANCE JD 04-14-23						
440-4040-535.43-10	ELECTRIC	158,459	197,561	149,305	200,459	209,420	8,961
LEVEL	TEXT						
1	PER FINANCE DEPT. EST- 4/12/23 JD						
440-4040-535.43-30	WATER / SEWER / TRASH	17,785	21,319	26,217	43,507	22,065	21,442-
LEVEL	TEXT						
1	PER FINANCE ESTIMATE 04.11.23 JD						
440-4040-535.43-40	GAS	0	0	482	583	0	583-
440-4040-535.44-10	RENT	1,343	1,249	5,064	8,000	8,000	0
LEVEL	TEXT						
1	DEINIZING SYSTEM FOR LAB DY 4/20/23						
	CRANE & EQUIPMENT RENTALS DY 4/20/23						
440-4040-535.46-10	REPAIR & MAINTENANCE	89,868	185,202	123,806	220,000	243,900	23,900
LEVEL	TEXT						
1	PUMP & MOTOR REPAIRS DY 4/20/23						
	ELECTRIC REPAIRS DY 4/20/23						
	INSTRUMENT REPAIRS DY 4/20/23						
	WEIGHT CHECK & BALANCES DY 4/20/23						
	THERMOMETER CALIBRATION DY 4/20/23						
	GENERATOR MAINT DY 4/20/23						

CITY OF EDGEWATER
DEPARTMENT BUDGET

PREPARED 08/22/23, 10:44:30

ACCOUNT NUMBER	ACCOUNT DESCRIPTION	FY2021 Actuals	FY2022 Actuals	YTD FY2023 Actuals	FY2023 Budget	FY2024 Proposed	COMPARATIVE Variance
	SAND REMOVAL FROM BNRB DY 4/20/23			30,000			
	HACH MAINT AGREEMENT DY 4/20/23			11,000			
	SCADA SYSTEM TECH SUPPORT DY 4/20/23			6,000			
	CONCRETE TANK REPAIRS DY 4/20/23			20,000			
	SCALE CALIBRATION DY 4/20/23			1,000			
	GEAR OIL DY 4/20/23			6,000			
	CENTRIFUGE ROUTINE MAINTENANCE (3YRS)DY 4/20/23			15,000			
	FIRE EXTINGUISHER ANNUAL FEE DY 4/20/23			400			
	ALUM TANK REPLACEMENT DY 4/20/23			25,000			
				243,900			
440-4040-535.46-20	FLEET CHARGES	5,445	3,058	5,550	5,464	9,627	4,163
LEVEL	TEXT			TEXT AMT			
1	PRELIMINARY PER FINANCE JD 06-12-23			9,627			
				9,627			
440-4040-535.47-10	PRINTING & BINDING	5,410	5,574	4,500	5,630	5,300	330-
LEVEL	TEXT			TEXT AMT			
1	UTILITY BILLS - PER FINANCE EST JD 4/14/23			5,300			
				5,300			
440-4040-535.47-20	COPIER	1,994	2,305	1,940	2,444	2,400	44-
LEVEL	TEXT			TEXT AMT			
1	COPIER SVC AND PRINTING ESTIMATE JD 4-11-23			2,400			
				2,400			
440-4040-535.48-10	PROMOTIONAL ACTIVITIES	0	139	0	2,200	1,450	750-
LEVEL	TEXT			TEXT AMT			
1	PENS, PENCILS, WATER BOTTLES TLH DY 4/20/23			850			
	EARTH DAY & EXPO TLH DY 4/20/23			600			
				1,450			
440-4040-535.49-01	COST ALLOCATION	152,291	164,184	142,600	171,120	199,836	28,716
LEVEL	TEXT			TEXT AMT			
1	PER FINANCE DEPARTMENT - JD 5-10-2023			199,836			
				199,836			
440-4040-535.49-10	OTHER CHARGES/OBLIGATIONS	3,946	676	3,272	3,284	400	2,884-

CITY OF EDGEWATER
DEPARTMENT BUDGET

PREPARED 08/22/23, 10:44:30

ACCOUNT NUMBER	ACCOUNT DESCRIPTION	FY2021 Actuals	FY2022 Actuals	YTD FY2023 Actuals	FY2023 Budget	FY2024 Proposed	COMPARATIVE Variance
LEVEL	TEXT			TEXT AMT			
1	DEP REGULATORY FEE DY 4/20/23			100			
	DRUG TESTS & PHYSICALS DY 4/20/23			200			
	STORAGE TANK REGISTRATION FEE DY 4/20/23			100			
				400			
440-4040-535.49-40	PILOFF WATER & SEWER	125,756	136,201	116,485	138,362	143,257	4,895
LEVEL	TEXT			TEXT AMT			
1	ESTIMATE BASED ON RATE STUDY 6-6-23			143,257			
				143,257			
440-4040-535.51-10	OFFICE SUPPLIES	610	1,476	1,483	1,661	0	1,661-
440-4040-535.52-10	OPERATING SUPPLIES	64,310	104,104	48,589	55,000	61,550	6,550
LEVEL	TEXT			TEXT AMT			
1	PROFICIENCY TESTING DY 4/20/23			17,050			
	INDIVIDUAL DEMO. OF CAPABILITY STUDY DY 4/20/23			3,000			
	LAB SUPPLIES & REAGENTS DY 4/20/23			33,500			
	HAND TOOLS DY 4/20/23			3,000			
	ELECTRICAL SUPPLIES DY 4/20/23			2,000			
	MICROBIOLOGY DILUTION DY 4/20/23			600			
	SAMPLE BOTTLES DY 4/20/23			1,200			
	OFFICE FURNITURE DY 4/20/23			1,200			
				61,550			
440-4040-535.52-20	UNLEADED & DIESEL	1,827	2,513	1,690	3,791	2,368	1,423-
LEVEL	TEXT			TEXT AMT			
1	FUEL ESTIMATE 6-12-23 JD			2,368			
				2,368			
440-4040-535.52-25	BULK FUEL	0	1,970	8,182	8,182	6,000	2,182-
LEVEL	TEXT			TEXT AMT			
1	GENERATOR FUEL DY 4/20/23			6,000			
				6,000			
440-4040-535.52-30	UNIFORMS	2,683	1,756	2,936	3,025	3,025	0
LEVEL	TEXT			TEXT AMT			

CITY OF EDGEWATER
DEPARTMENT BUDGET

PREPARED 08/22/23, 10:44:30

ACCOUNT NUMBER	ACCOUNT DESCRIPTION	FY2021 Actuals	FY2022 Actuals	YTD FY2023 Actuals	FY2023 Budget	FY2024 Proposed	COMPARATIVE Variance
1	SHIRTS & PANTS DY 4/20/23			2,100			
	RAIN GEAR DY 4/20/23			225			
	WADER & RUBBER BOOTS DY 4/20/23			500			
	JACKETS DY 4/20/23			200			
				3,025			
440-4040-535.52-50	CHEMICAL	143,890	156,526	194,484	256,000	253,000	3,000-
LEVEL	TEXT			TEXT AMT			
1	POLYMER DY 4/20/23			45,000			
	SODIUM BISULFITE DY 4/20/23			15,000			
	SODIUM HYPOCHLORITEDY 4/20/23			110,000			
	ALUM DY 4/20/23			40,000			
	FOG PROGRAM ENZYMES DY 4/20/23			35,000			
	GRANULAR CHLORINE DY 4/20/23			8,000			
				253,000			
440-4040-535.54-10	BOOKS, PUBS, SUBS, & MEM	125	339	349	349	300	49-
LEVEL	TEXT			TEXT AMT			
1	FSEA MEMBERSHIP DY 4/20/23			150			
	NELAC MEMBERSHIP DY 4/20/23			150			
				300			
440-4040-535.54-20	EDUCATIONAL DEVELOPMENT	1,163	818	2,572	5,200	4,000	1,200-
LEVEL	TEXT			TEXT AMT			
1	CEU REQUIRED SEMINARS & TRAINING DY 4/20/23			4,000			
				4,000			
*		1,983,039	2,314,487	1,904,114	2,635,708	2,897,974	262,266
**	WASTEWATER	1,983,039	2,314,487	1,904,114	2,635,708	2,897,974	262,266

CITY OF EDGEWATER
DEPARTMENT BUDGET

PREPARED 08/22/23, 10:44:30

ACCOUNT NUMBER	ACCOUNT DESCRIPTION	FY2021 Actuals	FY2022 Actuals	YTD FY2023 Actuals	FY2023 Budget	FY2024 Proposed	COMPARATIVE Variance
WASTE WATER COLLECTIONS							
440-4050-539.12-10	REGULAR SALARIES	148,478	180,716	192,701	267,035	296,322	29,287
LEVEL	TEXT			TEXT AMT			
1	PER EB 06.22.23			322,821			
	LESS: OVERTIME			26,499-			
				296,322			
440-4050-539.14-10	OVERTIME	27,570	21,110	25,521	32,552	26,499	6,053-
LEVEL	TEXT			TEXT AMT			
1	SALARIES PER EMPLOYEE BUDGET			26,499			
				26,499			
440-4050-539.15-30	CELL PHONE	838	872	498	873	180	693-
LEVEL	TEXT			TEXT AMT			
1	PER EMPLOYEE BUDGET 6-1-23			180			
				180			
440-4050-539.15-60	BOOT ALLOWANCE	420	433	281	1,050	1,400	350
LEVEL	TEXT			TEXT AMT			
1	BOOT ALLOWANCE (7) DY 4/20/23			1,400			
				1,400			
440-4050-539.21-10	FICA TAXES	10,845	12,301	13,253	16,939	17,604	665
LEVEL	TEXT			TEXT AMT			
1	PER EB 06.22.23			17,604			
				17,604			
440-4050-539.21-20	MEDICARE	2,536	2,877	3,099	3,962	4,117	155
LEVEL	TEXT			TEXT AMT			
1	PER EB 06.22.23			4,117			
				4,117			
440-4050-539.22-20	DCSE	21,401	24,059	24,668	32,985	34,810	1,825
LEVEL	TEXT			TEXT AMT			

CITY OF EDGEWATER
DEPARTMENT BUDGET

PREPARED 08/22/23, 10:44:30

ACCOUNT NUMBER	ACCOUNT DESCRIPTION	FY2021 Actuals	FY2022 Actuals	YTD FY2023 Actuals	FY2023 Budget	FY2024 Proposed	COMPARATIVE Variance
1	PER EB 06.22.23			34,810 34,810			
440-4050-539.23-10	LIFE INS	668	749	815	1,263	1,344	81
LEVEL	TEXT			TEXT AMT			
1	PER EB 06.22.23			1,344 1,344			
440-4050-539.23-20	GROUP MEDICAL INSURANCE	30,346	30,058	36,660	67,072	85,382	18,310
LEVEL	TEXT			TEXT AMT			
1	PER EB 06.22.23			85,382 85,382			
440-4050-539.23-21	HSA-EMPLOYER CONTRIBUTION	3,442	3,571	5,650	7,550	8,925	1,375
LEVEL	TEXT			TEXT AMT			
1	PER EB 06.22.23			8,925 8,925			
440-4050-539.23-22	HRA-EMPLOYER CONTRIBUTION	0	0	0	250	250	0
LEVEL	TEXT			TEXT AMT			
1	PER FINANCE DEPT JD 6-7-23			250 250			
440-4050-539.23-30	DENTAL INSURANCE	763	724	795	1,931	1,899	32-
LEVEL	TEXT			TEXT AMT			
1	PER EB 06.22.23			1,899 1,899			
440-4050-539.23-40	LT DISABILITY	1,196	1,340	1,458	2,260	2,405	145
LEVEL	TEXT			TEXT AMT			
1	PER EB 06.22.23			2,405 2,405			
440-4050-539.23-60	BROKER & ADMIN FEES	771	945	1,065	1,426	917	509-
LEVEL	TEXT			TEXT AMT			

CITY OF EDGEWATER
DEPARTMENT BUDGET

PREPARED 08/22/23, 10:44:30

ACCOUNT NUMBER	ACCOUNT DESCRIPTION	FY2021 Actuals	FY2022 Actuals	YTD FY2023 Actuals	FY2023 Budget	FY2024 Proposed	COMPARATIVE Variance
1	PER FINANCE ESTIMATE 4.17.23 JD			917 917			
440-4050-539.24-10	WORKER'S COMPENSATION	3,879	4,727	4,107	6,667	5,957	710-
LEVEL	TEXT			TEXT AMT			
1	PER EB 06.22.23			5,957 5,957			
440-4050-539.34-10	OTHER CONTRACTUAL SERVICE	213	213	177	17,142	17,213	71
LEVEL	TEXT			TEXT AMT			
1	PEST CONTROL PER FINANCE JD 04-13-23 TELEMETRY SERVICE RENEWAL (19 STATIONS) DY 4/20/23			213 17,000 17,213			
440-4050-539.40-10	TRAVEL & PER DIEM	85	44	0	900	1,160	260
LEVEL	TEXT			TEXT AMT			
1	FWPCOA MEALS * HOTEL (2) DY 4/20/23			1,160 1,160			
440-4050-539.41-10	TELEPHONE	254	282	195	280	240	40-
LEVEL	TEXT			TEXT AMT			
1	PER FINANCE DEPT. EST- 3/31/23 JD			240 240			
440-4050-539.41-15	CELLULAR	433	433	325	495	435	60-
LEVEL	TEXT			TEXT AMT			
1	PER FINANCE ESTIMATE 03.31.23 JD			435 435			
440-4050-539.41-20	VOIP / NETWORK	429	422	330	430	465	35
LEVEL	TEXT			TEXT AMT			
1	PER FINANCE DEPT. EST- 3/31/23 JD			465 465			
440-4050-539.41-40	POSTAGE	0	2	4	5	0	5-

CITY OF EDGEWATER
DEPARTMENT BUDGET

PREPARED 08/22/23, 10:44:30

ACCOUNT NUMBER	ACCOUNT DESCRIPTION	FY2021 Actuals	FY2022 Actuals	YTD FY2023 Actuals	FY2023 Budget	FY2024 Proposed	COMPARATIVE Variance
440-4050-539.43-10	ELECTRIC	52,825	61,458	51,450	71,276	65,200	6,076-
LEVEL 1	TEXT PER FINANCE DEPT. EST- 4/12/23 JD						
440-4050-539.43-30	WATER / SEWER / TRASH	1,121	1,209	1,043	1,215	1,251	36
LEVEL 1	TEXT PER FINANCE ESTIMATE 04.11.23 JD						
440-4050-539.44-10	RENT	0	0	0	41,249	500	40,749-
LEVEL 1	TEXT EQUIPMENT RENTALS DY 4/20/23						
440-4050-539.46-10	REPAIR & MAINTENANCE	34,635	62,720	65,209	165,993	63,000	102,993-
LEVEL 1	TEXT MISC REPAIRS PER 5-18-23 BUDGET MEETING EX: LIFT STATION AND WET WELL, ELECTRICAL, REPAIRS MANHOLE RINGS & RISERS AIR RELEASE VALVES						
440-4050-539.46-20	FLEET CHARGES	23,730	29,734	14,696	26,317	14,003	12,314-
LEVEL 1	TEXT PRELIMINARY PER FINANCE JD 06-12-23						
440-4050-539.47-20	COPIER	932	1,044	914	1,100	1,100	0
LEVEL 1	TEXT COPIER SVC AND PRINTING ESTIMATE JD 4-11-23						
440-4050-539.49-01	COST ALLOCATION	58,382	70,321	59,932	71,918	98,638	26,720
LEVEL	TEXT						

CITY OF EDGEWATER
DEPARTMENT BUDGET

PREPARED 08/22/23, 10:44:30

ACCOUNT NUMBER	ACCOUNT DESCRIPTION	FY2021 Actuals	FY2022 Actuals	YTD FY2023 Actuals	FY2023 Budget	FY2024 Proposed	COMPARATIVE Variance
1	PER FINANCE DEPARTMENT - JD 5-10-2023		98,638	98,638			
440-4050-539.49-10	OTHER CHARGES/OBLIGATIONS	1,886	846	904	2,225	2,450	225
LEVEL	TEXT		TEXT AMT				
1	DRUG TEST & PHYSICALS DY 4/20/23		800				
	CONTRACTOR REIMBURSEMENTS DY 4/20/23		1,500				
	CDL LICENSE RENEWAL DY 4/20/23		150				
			2,450				
440-4050-539.49-40	PILOFF WATER & SEWER	33,793	36,600	31,302	37,216	38,497	1,281
LEVEL	TEXT		TEXT AMT				
1	ESTIMATE BASED ON RATE STUDY 6-6-23		38,497				
			38,497				
440-4050-539.51-10	OFFICE SUPPLIES	10	0	252	500	0	500-
440-4050-539.52-10	OPERATING SUPPLIES	13,142	12,380	22,729	31,218	39,600	8,382
LEVEL	TEXT		TEXT AMT				
1	GLOVES & SAFETY SUPPLIES DY 4/20/23		1,600				
	ELECTRICAL SUPPLIES DY 4/20/23		27,000				
	HAND TOOLS DY 4/20/23		3,000				
	HARDWARE DY 4/20/23		3,000				
	FIRST AID & CLEANING SUPPLIES DY 4/20/23		2,000				
	PLUMBING SUPPLIES DY 4/20/23		3,000				
			39,600				
440-4050-539.52-20	UNLEADED & DIESEL	13,758	21,106	19,819	23,549	25,958	2,409
LEVEL	TEXT		TEXT AMT				
1	FUEL ESTIMATE 6-12-23 JD		25,958				
			25,958				
440-4050-539.52-30	UNIFORMS	640	522	544	2,762	2,640	122-
LEVEL	TEXT		TEXT AMT				
1	SHIRTS & PANTS DY 4/20/23		1,840				
	JACKETS DY 4/20/23		400				
	RAIN GEAR DY 4/20/23		400				
			2,640				

CITY OF EDGEWATER
DEPARTMENT BUDGET

PREPARED 08/22/23, 10:44:30

ACCOUNT NUMBER	ACCOUNT DESCRIPTION	FY2021 Actuals	FY2022 Actuals	YTD FY2023 Actuals	FY2023 Budget	FY2024 Proposed	COMPARATIVE Variance
440-4050-539.52-50	CHEMICAL	22,674	24,735	7,455	25,000	32,800	7,800
LEVEL	TEXT			TEXT AMT			
1	ENZYMES FOR FOG PROGRAM DY 4/20/23			32,800			
				32,800			
440-4050-539.54-20	EDUCATIONAL DEVELOPMENT	717	670	2,202	2,205	1,950	255-
LEVEL	TEXT			TEXT AMT			
1	FWPCOA SHORT SCHOOL (4) DY 4/20/23			1,950			
				1,950			
*		512,812	609,223	590,053	966,810	895,111	71,699-
**	WASTE WATER COLLECTIONS	512,812	609,223	590,053	966,810	895,111	71,699-

CITY OF EDGEWATER
DEPARTMENT BUDGET

PREPARED 08/22/23, 10:44:30

ACCOUNT NUMBER	ACCOUNT DESCRIPTION	FY2021 Actuals	FY2022 Actuals	YTD FY2023 Actuals	FY2023 Budget	FY2024 Proposed	COMPARATIVE Variance
FIELD OPERATIONS							
440-4080-539.12-10	REGULAR SALARIES	347,338	451,975	403,883	602,846	673,967	71,121
LEVEL	TEXT			TEXT AMT			
1	PER EB 06.22.23			714,257			
	LESS: OVERTIME			40,290-			
				673,967			
440-4080-539.12-20	DC ICMA	9,923	9,944	8,840	11,055	10,363	692-
LEVEL	TEXT			TEXT AMT			
1	PER EMPLOYEE BUDGET 6-1-23			10,363			
				10,363			
440-4080-539.13-10	OTHER SALARIES	0	0	300	300	0	300-
440-4080-539.14-10	OVERTIME	34,708	37,618	27,963	37,981	40,290	2,309
LEVEL	TEXT			TEXT AMT			
1	SALARIES PER EMPLOYEE BUDGET			40,290			
				40,290			
440-4080-539.15-30	CELL PHONE	1,810	1,876	1,497	1,996	1,080	916-
LEVEL	TEXT			TEXT AMT			
1	PER EMPLOYEE BUDGET 6-1-23			1,080			
				1,080			
440-4080-539.15-60	BOOT ALLOWANCE	1,395	1,396	1,175	2,550	2,800	250
LEVEL	TEXT			TEXT AMT			
1	BOOT ALLOWANCE (16) DY 4/20/23			2,800			
				2,800			
440-4080-539.21-10	FICA TAXES	23,324	29,687	26,552	36,215	40,948	4,733
LEVEL	TEXT			TEXT AMT			
1	PER EB 06.22.23			40,948			
				40,948			
440-4080-539.21-20	MEDICARE	5,455	6,943	6,210	8,470	9,576	1,106

CITY OF EDGEWATER
DEPARTMENT BUDGET

PREPARED 08/22/23, 10:44:30

ACCOUNT NUMBER	ACCOUNT DESCRIPTION	FY2021 Actuals	FY2022 Actuals	YTD FY2023 Actuals	FY2023 Budget	FY2024 Proposed	COMPARATIVE Variance
LEVEL 1	TEXT PER EB 06.22.23			TEXT AMT 9,576 9,576			
440-4080-539.22-20	DCSE	35,034	48,200	43,545	57,715	69,224	11,509
LEVEL 1	TEXT PER EB 06.22.23			TEXT AMT 69,224 69,224			
440-4080-539.23-10	LIFE INS	1,471	1,984	1,695	2,721	3,050	329
LEVEL 1	TEXT PER EB 06.22.23			TEXT AMT 3,050 3,050			
440-4080-539.23-20	GROUP MEDICAL INSURANCE	82,856	98,277	72,446	147,054	158,380	11,326
LEVEL 1	TEXT PER EB 06.22.23			TEXT AMT 158,380 158,380			
440-4080-539.23-21	HSA-EMPLOYER CONTRIBUTION	8,408	11,902	12,225	14,400	15,575	1,175
LEVEL 1	TEXT PER EB 06.22.23			TEXT AMT 15,575 15,575			
440-4080-539.23-22	HRA-EMPLOYER CONTRIBUTION	0	0	0	750	750	0
LEVEL 1	TEXT PER FINANCE ESTIMATE 6-7-23 JD			TEXT AMT 750 750			
440-4080-539.23-30	DENTAL INSURANCE	2,029	2,458	1,928	4,000	4,259	259
LEVEL 1	TEXT PER EB 06.22.23			TEXT AMT 4,259 4,259			
440-4080-539.23-40	LT DISABILITY	2,632	3,551	3,033	4,869	5,457	588

CITY OF EDGEWATER
DEPARTMENT BUDGET

PREPARED 08/22/23, 10:44:30

ACCOUNT NUMBER	ACCOUNT DESCRIPTION	FY2021 Actuals	FY2022 Actuals	YTD FY2023 Actuals	FY2023 Budget	FY2024 Proposed	COMPARATIVE Variance
LEVEL	TEXT			TEXT AMT			
1	PER EB 06.22.23			5,457 5,457			
440-4080-539.23-60	BROKER & ADMIN FEES	2,029	3,057	2,139	3,080	3,123	43
LEVEL	TEXT			TEXT AMT			
1	PER EMPLOYEE BUDGET 6-1-23			3,123 3,123			
440-4080-539.24-10	WORKER'S COMPENSATION	11,684	14,834	10,855	17,144	17,688	544
LEVEL	TEXT			TEXT AMT			
1	PER EB 06.22.23			17,688 17,688			
440-4080-539.34-10	OTHER CONTRACTUAL SERVICE	153	170	145	34,757	34,826	69
LEVEL	TEXT			TEXT AMT			
1	PEST CONTROL PER FINANCE JD 04-13-23 SOFTWARE & SERVICES FOR FLEXNET SYSTEM DY 4/20/23			171 34,655 34,826			
440-4080-539.40-10	TRAVEL & PER DIEM	360	121	214	3,057	4,773	1,716
LEVEL	TEXT			TEXT AMT			
1	FWPCOA SHORT SCHOOL MEALS DY 4/20/23 FWPCOA SHORT SCHOOL HOTEL (4) DY 4/20/23 RECLAIM SCHOOL HOTELS & MEALS (1) DY 4/20/23 BACKFLOW RECERT MEALS DY 4/20/23 CROSS CONN CONF HOTEL & MEALS DY 4/20/23 BACKFLOW TESTER CERT MEALS (2) DY 4/20/23			944 2,175 944 22 600 88 4,773			
440-4080-539.41-15	CELLULAR	2,244	2,177	1,820	2,472	2,190	282-
LEVEL	TEXT			TEXT AMT			
1	PER FINANCE ESTIMATE 03.31.23 JD			2,190 2,190			
440-4080-539.41-20	VOIP / NETWORK	876	863	652	855	850	5-

CITY OF EDGEWATER
DEPARTMENT BUDGET

PREPARED 08/22/23, 10:44:30

ACCOUNT NUMBER	ACCOUNT DESCRIPTION	FY2021 Actuals	FY2022 Actuals	YTD FY2023 Actuals	FY2023 Budget	FY2024 Proposed	COMPARATIVE Variance
LEVEL 1	TEXT PER FINANCE DEPT. EST- 3/31/23 JD			TEXT AMT 850 850			
440-4080-539.44-10	RENT	0	0	0	0	1,000	1,000
LEVEL 1	TEXT EQUIPMENT RENTALS DY 4/20/23			TEXT AMT 1,000 1,000			
440-4080-539.46-10	REPAIR & MAINTENANCE	29,298	8,942	17,125	37,500	49,460	11,960
LEVEL 1	TEXT CONCRETE DY 4/20/23 ROCK FOR BACKFILL DY 4/20/23 COUPLINGS & CLAMPS DY 4/20/23 ASPHALT DY 4/20/23 SOD DY 4/20/23 BACKFLOW REPAIRS DY 4/20/23 FIRE HYDRANT REPLACEMENTS (5) DY 4/20/23 PLUMBING REPAIRS DY 4/20/23 REPLACEMENT/REFILL FIRE EXTINGUISHERS JD 4-12-23			TEXT AMT 7,000 2,000 8,000 6,000 1,500 2,000 20,000 1,000 1,960 49,460			
440-4080-539.46-20	FLEET CHARGES	37,297	41,124	34,258	45,912	72,639	26,727
LEVEL 1	TEXT PRELIMINARY PER FINANCE JD 06-12-23			TEXT AMT 72,639 72,639			
440-4080-539.47-10	PRINTING & BINDING	249	0	0	0	0	0
440-4080-539.49-01	COST ALLOCATION	120,169	137,534	116,925	140,310	181,088	40,778
LEVEL 1	TEXT PER FINANCE DEPARTMENT - JD 5-10-2023			TEXT AMT 181,088 181,088			
440-4080-539.49-10	OTHER CHARGES/OBLIGATIONS	3,436	1,965	2,732	6,868	8,604	1,736
LEVEL	TEXT			TEXT AMT			

CITY OF EDGEWATER
DEPARTMENT BUDGET

PREPARED 08/22/23, 10:44:30

ACCOUNT NUMBER	ACCOUNT DESCRIPTION	FY2021 Actuals	FY2022 Actuals	YTD FY2023 Actuals	FY2023 Budget	FY2024 Proposed	COMPARATIVE Variance
1	SENSUS METER SUPPORT DY 4/20/23			2,000			
	SUNSHINE STATE ONE CALL DY 4/20/23			1,500			
	CELL ACCESS FOR SERVICE TABLET DY 4/20/23			4,104			
	NEW EMPLOYEE SCREENINGS DY 4/20/23			1,000			
				8,604			
440-4080-539.49-40	PILOFF WATER & SEWER	92,825	100,535	85,983	102,140	105,744	3,604
LEVEL	TEXT			TEXT AMT			
1	ESTIMATE BASED ON RATE STUDY 6-6-23			105,744			
				105,744			
440-4080-539.51-10	OFFICE SUPPLIES	383	151	758	958	500	458-
LEVEL	TEXT			TEXT AMT			
1	PRINT & FAX CARTRIDGES DY 4/20/23			300			
	COPY PAPER DY 4/20/23			100			
	LOGBOOK DY 4/20/23			100			
				500			
440-4080-539.52-10	OPERATING SUPPLIES	145,243	190,960	174,963	185,000	312,800	127,800
LEVEL	TEXT			TEXT AMT			
1	FIRST AID/CLEANING SUPPLIES DY 4/20/23			3,000			
	HAND TOOLS DY 4/20/23			5,000			
	PLUMBING SUPPLIES DY 4/20/23			8,000			
	WATER METERS & NEW CONNECTIONS (250) DY 4/20/23			200,000			
	PIPE, FITTINGS, VALVES DY 4/20/23			20,000			
	RECLAIM CONNECTIONS & BACK FLOWS DY 4/20/23			45,000			
	BARRICADES & CONES DY 4/20/23			2,000			
	AUTO FLUSH DY 4/20/23			5,000			
	TRENCH BOX DY 4/20/23			5,800			
	RADIOS DY 4/20/23			10,000			
	ENHANCED WATER METERS W/PRESSURE GUAGESDY4/20/23			5,000			
	PALLET RACKS DY 4/20/23			4,000			
				312,800			
440-4080-539.52-20	UNLEADED & DIESEL	29,611	44,542	24,723	55,720	34,416	21,304-
LEVEL	TEXT			TEXT AMT			
1	FUEL ESTIMATE 6-12-23 JD			34,416			
				34,416			
440-4080-539.52-30	UNIFORMS	1,310	1,127	1,323	3,415	4,580	1,165

CITY OF EDGEWATER
DEPARTMENT BUDGET

PREPARED 08/22/23, 10:44:30

ACCOUNT NUMBER	ACCOUNT DESCRIPTION	FY2021 Actuals	FY2022 Actuals	YTD FY2023 Actuals	FY2023 Budget	FY2024 Proposed	COMPARATIVE Variance
LEVEL	TEXT			TEXT AMT			
1	PANTS & SHIRTS DY 4/20/23			3,680			
	JACKETS DY 4/20/23			500			
	RAIN GEAR DY 4/20/23			400			
				4,580			
440-4080-539.54-10	BOOKS, PUBS, SUBS, & MEM	0	0	0	30	30	0
LEVEL	TEXT			TEXT AMT			
1	FWPCOA MEMBERSHIP DY 4/20/23			30			
				30			
440-4080-539.54-20	EDUCATIONAL DEVELOPMENT	1,805	2,032	2,229	4,295	4,450	155
LEVEL	TEXT			TEXT AMT			
1	BASIC MOT CLASS DY 4/20/23			200			
	CEU REQUIRED SEMINARS & TRAINING DY 4/20/23			300			
	FWPCOA SHORT SCHOOL (4) DY 4/20/23			2,000			
	RECLAIMED WATER SCHOOL DY 4/20/23			350			
	BACKFLOW RECERT CLASS (2) DY 4/20/23			350			
	CROSS CONNECTION CONFERENCE DY 4/20/23			600			
	BACKFLOW CERTIFICATION CLASS (2) DY 4/20/23			650			
				4,450			
*		1,035,355	1,255,945	1,088,136	1,576,435	1,874,480	298,045
**	FIELD OPERATIONS	1,035,355	1,255,945	1,088,136	1,576,435	1,874,480	298,045
***	ENVIRONMENTAL SERVICES	6,971,733	7,926,025	6,642,624	9,198,180	9,956,894	758,714

CITY OF EDGEWATER
DEPARTMENT BUDGET

PREPARED 08/22/23, 10:44:30

ACCOUNT NUMBER	ACCOUNT DESCRIPTION	FY2021 Actuals	FY2022 Actuals	YTD FY2023 Actuals	FY2023 Budget	FY2024 Proposed	COMPARATIVE Variance
NON-DEPARTMENTAL							
440-5555-580.22-10	RETIREMENT CONTRIBUTIONS	417,516	401,977	230,012	273,141	294,933	21,792
LEVEL	TEXT						
1	REQUIRED CITY CONTRIBUTION GENERAL EMPLOYE PENSION PER FOSTER & FOSTER 10/1/21 VALUATION JB 06.13.23						
				294,933			
				294,933			
440-5555-580.22-20	RETIREMENT CONTRIB DC	0	0	98,666	0	0	0
440-5555-580.23-80	PTO EXPENSE	76,663	86,286-	0	0	0	0
440-5555-580.31-10	PROFESSIONAL SERVICES	20,395	27,648	20,518	20,659	20,659	0
LEVEL	TEXT						
1	PER FINANCE DEPT-RATE STUDY UPDATE-PRELIMINARY						
				20,659			
				20,659			
440-5555-580.34-10	OTHER CONTRACTUAL SERVICE	0	6,536	1,240	40,700	0	40,700-
440-5555-580.45-10	GENERAL LIABILITY	18,709	18,979	24,477	24,478	28,017	3,539
LEVEL	TEXT						
1	PER FINANCE ESTIMATE JD 06.12.23						
				28,017			
				28,017			
440-5555-580.45-15	PROPERTY	85,724	87,512	104,495	104,495	211,465	106,970
LEVEL	TEXT						
1	PER FINANCE ESTIMATE JD 06.12.23						
				211,465			
				211,465			
440-5555-580.45-20	PUBLIC OFFICIALS	14,201	14,891	18,426	18,426	20,272	1,846
LEVEL	TEXT						
1	PER FINANCE ESTIMATE JD 06.12.23						
				20,272			
				20,272			
440-5555-580.45-25	AUTOMOBILE	17,507	19,419	22,040	22,040	24,507	2,467
LEVEL	TEXT						

CITY OF EDGEWATER
DEPARTMENT BUDGET

PREPARED 08/22/23, 10:44:30

ACCOUNT NUMBER	ACCOUNT DESCRIPTION	FY2021 Actuals	FY2022 Actuals	YTD FY2023 Actuals	FY2023 Budget	FY2024 Proposed	COMPARATIVE Variance
1	PER FINANCE ESTIMATE JD 06.12.23			24,507 24,507			
440-5555-580.45-35	ENVIRONMENTAL LIABILITY	3,436	3,711	3,711	3,711	3,822	111
LEVEL	TEXT			TEXT AMT			
1	PER FINANCE ESTIMATE JD 06.12.23			3,822 3,822			
440-5555-580.45-65	COMPUTER/NETWORK	0	600	1,142	1,142	1,071	71-
LEVEL	TEXT			TEXT AMT			
1	PER FINANCE ESTIMATE JD 06.12.23			1,071 1,071			
440-5555-580.46-10	REPAIR & MAINTENANCE	0	21,675	0	30,000	30,000	0
LEVEL	TEXT			TEXT AMT			
1	PARK AVE BOOSTER STATION FENCE REPAIRS BL 3/23/22 WWTP - FLOORING REPLACEMENTS			25,000 5,000 30,000			
440-5555-580.49-10	OTHER CHARGES/OBLIGATIONS	3,750	4,298	2,553	2,616	2,390	226-
LEVEL	TEXT			TEXT AMT			
1	SIMPLIFILE			2,390 2,390			
440-5555-580.49-20	BANK CHARGES	75,476	0	0	0	0	0
440-5555-580.49-30	INSURANCE DEDUCTIBLE	0	0	2,178	2,178	0	2,178-
440-5555-580.49-50	WRITE OFF	0	0	171	172	0	172-
440-5555-580.58-10	DEP/ RIGHT TO USE ASSET	0	8,485	0	0	0	0
440-5555-580.58-20	EXPENSE OFFSET RIGHT TO	0	8,894-	0	0	0	0
440-5555-580.59-10	DEPRECIATION	2,458,377	2,576,541	0	0	0	0
440-5555-580.64-10	MACHINERY & EQUIPMENT	0	0	24,871	24,962	103,500	78,538
LEVEL	TEXT			TEXT AMT			

CITY OF EDGEWATER
DEPARTMENT BUDGET

PREPARED 08/22/23, 10:44:30

ACCOUNT NUMBER	ACCOUNT DESCRIPTION	FY2021 Actuals	FY2022 Actuals	YTD FY2023 Actuals	FY2023 Budget	FY2024 Proposed	COMPARATIVE Variance
1	LAWN EQUIPMENT FOR PW PARKING LOT TELESCOPIC HANDLER			8,500 95,000 103,500			
440-5555-580.64-20	MOTOR VEHICLES	0	0	164,606	422,790	78,000	344,790-
LEVEL	TEXT			TEXT AMT			
1	PICKUP TRUCK 1 TON 4X4 EXTRA CAB UTILITY BED WITH PIPE RACK			78,000 78,000			
440-5555-580.71-28	BBT CAP IMP REV NOTE 2014	0	0	35,250	35,250	36,000	750
LEVEL	TEXT			TEXT AMT			
1	PER FINANCE DEPT JD 4-18-23			36,000 36,000			
440-5555-580.71-29	ST REV FUND-WWTP R&R 2013	0	0	310,007	310,008	315,704	5,696
LEVEL	TEXT			TEXT AMT			
1	PER FINANCE DEPT JD 4-18-23			315,704 315,704			
440-5555-580.71-38	BBT W&S REF REV BND 2016	0	0	959,000	959,000	981,000	22,000
LEVEL	TEXT			TEXT AMT			
1	PER FINANCE DEPT JD 4-18-23			981,000 981,000			
440-5555-580.71-42	SRF 640530 RECL X DESIG	0	0	8,330	16,687	16,792	105
LEVEL	TEXT			TEXT AMT			
1	PER FINANCE DEPT JD 4-18-23			16,792 16,792			
440-5555-580.71-43	SRF 640531	0	0	92,113	184,520	185,703	1,183
LEVEL	TEXT			TEXT AMT			
1	PER FINANCE DEPT JD 4-18-23			185,703 185,703			
440-5555-580.72-15	JCI METERS	1,170	0	0	0	0	0

CITY OF EDGEWATER
DEPARTMENT BUDGET

PREPARED 08/22/23, 10:44:30

ACCOUNT NUMBER	ACCOUNT DESCRIPTION	FY2021 Actuals	FY2022 Actuals	YTD FY2023 Actuals	FY2023 Budget	FY2024 Proposed	COMPARATIVE Variance
440-5555-580.72-28	BBT CAP IMP REV NOTE 2014	2,890	2,064	859	1,292	434	858-
LEVEL	TEXT			TEXT AMT			
1	PER FINANCE DEPT JD 4-18-23			434			
				434			
440-5555-580.72-29	ST REV FUND-WWTP R&R 2013	83,435	77,913	73,962	73,962	68,265	5,697-
LEVEL	TEXT			TEXT AMT			
1	PER FINANCE DEPT JD 4-18-23			68,265			
				68,265			
440-5555-580.72-38	BBT W&S REF REV BND 2016	137,057	115,483	104,455	104,455	82,145	22,310-
LEVEL	TEXT			TEXT AMT			
1	PER FINANCE DEPT JD 4-18-23			82,145			
				82,145			
440-5555-580.72-40	2016 VEH LSE AMER CAP	109	6	0	0	0	0
LEVEL	TEXT			TEXT AMT			
1	PAID OFF FY 2022						
440-5555-580.72-42	SRF 640530 RECL X DESIG	1,887	1,780	853	1,680	1,575	105-
LEVEL	TEXT			TEXT AMT			
1	PER FINANCE DEPT JD 4-18-23			1,575			
				1,575			
440-5555-580.72-43	SRF 640531	24,417	23,186	11,228	22,161	20,978	1,183-
LEVEL	TEXT			TEXT AMT			
1	PER FINANCE DEPT JD 4-18-23			20,978			
				20,978			
440-5555-580.72-47	RIGHT TO USE ASSET	0	710	0	0	0	0
*		3,442,719	3,318,234	2,315,163	2,700,525	2,527,232	173,293-
440-5555-581.04-44	RENEWAL AND REPLACEMENT	997,807	1,562,265	2,985,321	12,911,440	5,342,394	7,569,046-
LEVEL	TEXT			TEXT AMT			

CITY OF EDGEWATER
DEPARTMENT BUDGET

PREPARED 08/22/23, 10:44:30

ACCOUNT NUMBER	ACCOUNT DESCRIPTION	FY2021 Actuals	FY2022 Actuals	YTD FY2023 Actuals	FY2023 Budget	FY2024 Proposed	COMPARATIVE Variance
1	TRANSFER RATE FUNDED CIP		2,342,394				
	TRANSFER DEBT FUNDED		3,000,000				
			5,342,394				
440-5555-581.04-50	PUBLIC WORKS COMPLEX	0	295,000	0	0	0	0
*		997,807	1,857,265	2,985,321	12,911,440	5,342,394	7,569,046-
440-5555-589.10-01	CURRENT YEAR UNRESERVED	0	0	0	63,000	0	63,000-
LEVEL	TEXT			TEXT AMT			
1	CONTINGENCY FUNDS - R&M, SURVEYS, ETC.	06.13.23					
*		0	0	0	63,000	0	63,000-
**	DEPARTMENTAL	4,440,526	5,175,499	5,300,484	15,674,965	7,869,626	7,805,339-
***	NON-	4,440,526	5,175,499	5,300,484	15,674,965	7,869,626	7,805,339-
****	WATER & SEWER OPERATIONS	11,412,259	13,101,524	11,943,108	24,873,145	17,826,520	7,046,625-



442 – WATER DEVELOPMENT



442 – WATER DEVELOPMENT REVENUE

CITY OF EDGEWATER
FUND REVENUE

PREPARED 08/22/23, 10:44:24

ACCOUNT NUMBER	ACCOUNT DESCRIPTION	FY2021 Actuals	FY2022 Actuals	Y-T-D Actuals	FY2023 Budget	FY2024 Proposed	COMPARATIVE Variance
WATER DEVELOPMENT FEES							
442-0000-343.39-10	WATER DEVELOPMENT FEES	608,145	452,457	373,221	0	0	0
*	CHARGES FOR SERVICES	608,145	452,457	373,221	0	0	0
442-0000-389.90-12	UNRESERVED PROPRIETARY	0	0	0	0	280,125	280,125
LEVEL	TEXT			TEXT AMT			
1	USE OF FUND BALANCE BV 06.02.2023			280,125			
				280,125			
*	OTHER SOURCES	0	0	0	0	280,125	280,125
**	WATER DEVELOPMENT FEES	608,145	452,457	373,221	0	280,125	280,125



442 – WATER DEVELOPMENT EXPENSE

CITY OF EDGEWATER
DEPARTMENT BUDGET

PREPARED 08/22/23, 10:44:30

ACCOUNT NUMBER	ACCOUNT DESCRIPTION	FY2021 Actuals	FY2022 Actuals	YTD FY2023 Actuals	FY2023 Budget	FY2024 Proposed	COMPARATIVE Variance
WATER DEVELOPMENT FEES							
NON-							
DEPARTMENTAL							
442-5555-581.04-44	RENEWAL AND REPLACEMENT	0	0	0	0	280,125	280,125
LEVEL	TEXT			TEXT AMT			
1	PRELIMINARY PER FINANCE JD 06-1-23			280,125			
				280,125			
*		0	0	0	0	280,125	280,125
**	DEPARTMENTAL	0	0	0	0	280,125	280,125
***	NON-	0	0	0	0	280,125	280,125
****	WATER DEVELOPMENT FEES	0	0	0	0	280,125	280,125



444 – RENEWAL & REPLACEMENT



444 – RENEWAL & REPLACEMENT REVENUE

CITY OF EDGEWATER
FUND REVENUE

PREPARED 08/22/23, 10:44:24

ACCOUNT NUMBER	ACCOUNT DESCRIPTION	FY2021 Actuals	FY2022 Actuals	Y-T-D FY2023 Actuals	FY2023 Budget	FY2024 Proposed	COMPARATIVE Variance
RENEWAL & REPLACEMENT							
444-0000-331.51-01	ARPA FUNDS	0	0	919,894	0	0	0
444-0000-337.36-01	RCLM EXT MEADOW & WOODBRI	0	252,693	0	0	0	0
*	INTERGOVERNMENTAL REVENUE	0	252,693	919,894	0	0	0
444-0000-361.11-10	INVESTMENT RETURNS	434	18,875	51,118	0	0	0
*	MISC. REVENUE	434	18,875	51,118	0	0	0
444-0000-381.01-25	CRA TRANSFER	352,639	10,650	0	0	0	0
444-0000-381.04-40	WATER SEWER	997,807	1,562,265	2,985,321	12,911,440	5,342,394	7,569,046-
LEVEL	TEXT			TEXT AMT			
1	TRANSFER RATE FUNDED CIP			2,342,394			
	TRANSFER DEBT FUNDED			3,000,000			
				5,342,394			
444-0000-381.04-42	WATER DEVELOPMENT	0	0	0	0	280,125	280,125
LEVEL	TEXT			TEXT AMT			
1	PRELIMINARY PER FINANCE JD 06-1-23			280,125			
				280,125			
444-0000-381.04-43	SEWER DEVELOPMENT	54,425	0	0	0	0	0
444-0000-381.04-45	WTR/SWR RATE STABIL	593,604	0	0	0	0	0
*	OTHER SOURCES	1,998,475	1,572,915	2,985,321	12,911,440	5,622,519	7,288,921-
**	RENEWAL & REPLACEMENT	1,998,909	1,844,483	3,956,333	12,911,440	5,622,519	7,288,921-



444 – RENEWAL & REPLACEMENT EXPENSE

ACCOUNT NUMBER	ACCOUNT DESCRIPTION	FY2021 Actuals	FY2022 Actuals	YTD FY2023 Actuals	FY2023 Budget	FY2024 Proposed	COMPARATIVE Variance
RENEWAL & REPLACEMENT							
NON-							
DEPARTMENTAL							
444-5555-580.62-10	BUILDINGS	0	0	2,500	335,000	0	335,000-
444-5555-580.63-10	IMPROVEMENTS O/T BUILDING	31,458	0	3,031,122	10,450,498	4,722,519	5,727,979-
LEVEL	TEXT			TEXT AMT			
1	AIRPARK ROAD WATER MAIN CONNECTION			280,125			
	FLEXNET SMART WATER METER NETWORK			492,394			
	TWO INCH WATER LINE REPLACEMENTS			500,000			
	UNSPECIFIED WATER			300,000			
	PAINTING STEEL TANKS AND BEAMS AT ARTWTP			150,000			
	PABS SITE IMPROVEMENT CONSTRUCTION			3,000,000			
				4,722,519			
444-5555-580.64-10	MACHINERY & EQUIPMENT	0	0	643,543	2,134,636	900,000	1,234,636-
LEVEL	TEXT			TEXT AMT			
1	UNSPECIFIED SEWER			300,000			
	SUBMERSIBLE PUMP REPLACEMENTS			100,000			
	MANHOLE LINING (50/YR)			200,000			
	SEWER MAIN SLIP-LINING			300,000			
				900,000			
*		31,458	0	3,677,165	12,920,134	5,622,519	7,297,615-
444-5555-581.04-40	WATER SEWER	1,568,126	2,481,738	0	0	0	0
*		1,568,126	2,481,738	0	0	0	0
**	DEPARTMENTAL	1,599,584	2,481,738	3,677,165	12,920,134	5,622,519	7,297,615-
***	NON-	1,599,584	2,481,738	3,677,165	12,920,134	5,622,519	7,297,615-
****	RENEWAL & REPLACEMENT	1,599,584	2,481,738	3,677,165	12,920,134	5,622,519	7,297,615-



PAGE INTENTIONAL BLANK

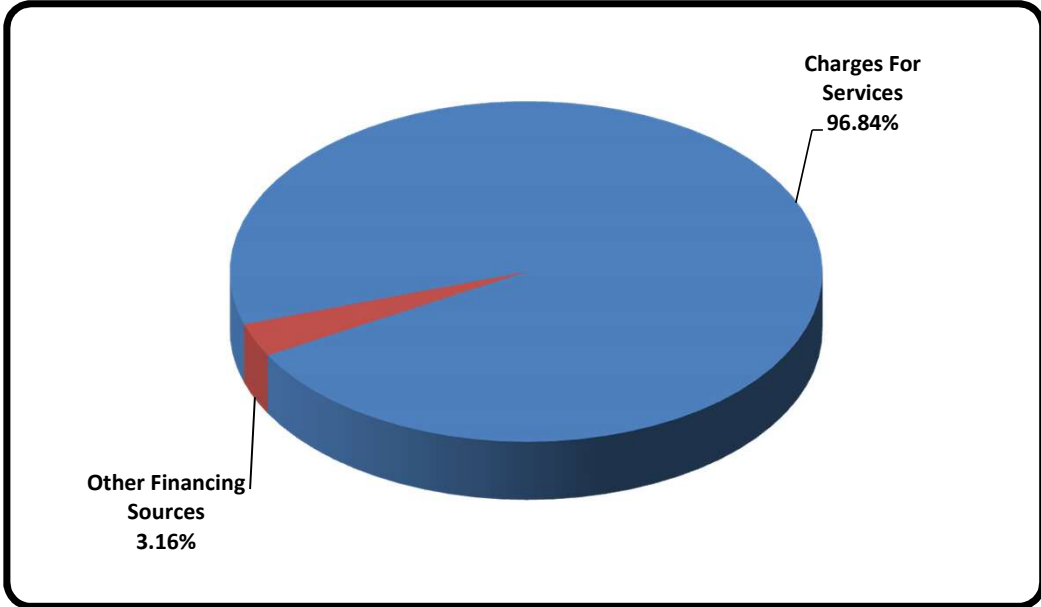


447 – SOLID WASTE



447 – SOLID WASTE REVENUE

**City of Edgewater
Fiscal YEAR 2023-2024
SOLID WASTE FUND - REVENUES**



Charges For Services
Other Financing Sources
TOTAL AVAILABLE RESOURCES

	BUDGET	PERCENT
Charges For Services	4,095,025	96.54%
Other Financing Sources	133,740	3.15%
TOTAL AVAILABLE RESOURCES	\$ 4,241,642	100.00%

CITY OF EDGEWATER
FUND REVENUE

PREPARED 08/22/23, 10:44:24

ACCOUNT NUMBER	ACCOUNT DESCRIPTION	FY2021 Actuals	FY2022 Actuals	Y-T-D FY2023 Actuals	FY2023 Budget	FY2024 Proposed	COMPARATIVE Variance
SOLID WASTE UTILITY							
447-0000-331.50-01	HURRICANE MATHEW 2016	0	25,958	0	2,317,807-	0	2,317,807
447-0000-331.50-02	HURRICANE IRMA 2017	2,037	0	0	0	0	0
447-0000-331.50-03	HURRICANE DORIAN 2019	34,514	0	0	0	0	0
447-0000-331.50-10	FEMA REIMBURSEMENT	0	0	0	4,381,305	0	4,381,305-
447-0000-334.50-01	HURRICANE MATTHEW 2016	0	2,290	0	0	0	0
447-0000-334.50-03	HURRICANE DORIAN 2019	5,752	0	0	0	0	0
*	INTERGOVERNMENTAL REVENUE	42,303	28,248	0	2,063,498	0	2,063,498-
447-0000-343.41-10	SOLID WASTE COLLECTION	3,169,573	3,226,404	2,758,572	3,302,227	3,420,848	118,621
LEVEL	TEXT			TEXT AMT			
1	ESTIMATE BASED ON RATE STUDY 6-6-23			3,420,848			
				3,420,848			
447-0000-343.42-10	RECYCLING	515,930	576,500	536,189	648,991	674,177	25,186
LEVEL	TEXT			TEXT AMT			
1	ESTIMATE BASED ON RATE STUDY 6-6-23			674,177			
				674,177			
*	CHARGES FOR SERVICES	3,685,503	3,802,904	3,294,761	3,951,218	4,095,025	143,807
447-0000-361.10-10	INTEREST	2,974	570	5,234	400	2,100	1,700
LEVEL	TEXT			TEXT AMT			
1	PER FINANCE DEPARTMENT - JB 5-10-2023			2,100			
				2,100			
447-0000-361.11-10	INVESTMENT RETURNS	597	4,517	143,327	800	131,140	130,340
LEVEL	TEXT			TEXT AMT			
1	PER FINANCE DEPARTMENT - JB 5.11.2023			146,000			
	ADJUST PER BV 06.08.2023			14,860-			
				131,140			
447-0000-364.32-00	INSURANCE PROCEEDS	43,168	0	0	0	0	0
447-0000-364.42-10	INSURANCE PROCEEDS	0	713	865	0	0	0
447-0000-365.10-00	SALES / SURPLUS	110	283	98	0	500	500
LEVEL	TEXT			TEXT AMT			
1	PER FINANCE DEPARTMENT - JB 5-11-2023			500			
				500			
447-0000-369.10-00	OTHER INCOME	2,989	9,940	0	0	0	0
447-0000-369.90-10	MISC REVENUE	0	28	0	0	0	0
447-0000-369.90-20	RETIREMENT FORFEITURES	14,190	0	1,483	0	0	0
*	MISC. REVENUE	64,028	16,051	151,007	1,200	133,740	132,540
447-0000-381.01-27	ARPA ECONOMIC	0	0	0	2,500,000	0	2,500,000-
447-0000-389.90-12	UNRESERVED PROPRIETARY	0	0	0	1,208,877	12,877	1,196,000-

CITY OF EDGEWATER
FUND REVENUE

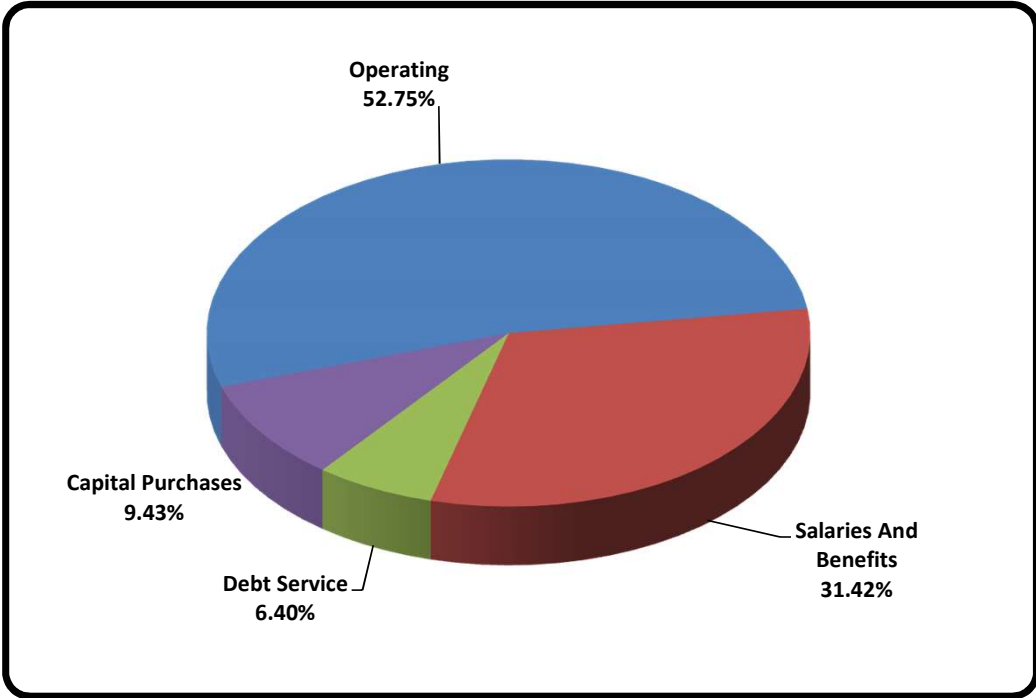
PREPARED 08/22/23, 10:44:24

ACCOUNT NUMBER	ACCOUNT DESCRIPTION	FY2021 Actuals	FY2022 Actuals	Y-T-D Actuals	FY2023 Budget	FY2024 Proposed	COMPARATIVE Variance
LEVEL	TEXT						
1	USE OF FUND BALANCE BV 07.19.2022						
	REBALANCE FOR INTERNAL LOAN						
*	OTHER SOURCES	0	0	0	3,708,877	12,877	3,696,000-
**	SOLID WASTE UTILITY	3,791,834	3,847,203	3,445,768	9,724,793	4,241,642	5,483,151-



447 – SOLID WASTE EXPENSE

**City of Edgewater
Fiscal YEAR 2023-2024
SOLID WASTE FUND - EXPENSES**



	BUDGET	PERCENT EXPENSES
Operating	2,237,340	52.75%
Salaries And Benefits	1,332,844	31.42%
Debt Service	271,458	6.40%
Capital Purchases	400,000	9.43%
TOTAL AVAILABLE RESOURCES	\$ 4,241,642	100.00%

CITY OF EDGEWATER
DEPARTMENT BUDGET

PREPARED 08/22/23, 10:44:30

ACCOUNT NUMBER	ACCOUNT DESCRIPTION	FY2021 Actuals	FY2022 Actuals	YTD FY2023 Actuals	FY2023 Budget	FY2024 Proposed	COMPARATIVE Variance
SOLID WASTE UTILITY							
ENVIRONMENTAL SERVICES							
REFUSE DEPARTMENT							
447-4060-534.12-10	REGULAR SALARIES	388,752	530,743	523,814	716,792	822,894	106,102
LEVEL	TEXT			TEXT AMT			
1	SALARIES PER EMPLOYEE BUDGET			834,563			
	LESS: OVERTIME			11,669-			
				822,894			
447-4060-534.14-10	OVERTIME	86,927	31,683	6,726	70,533	11,669	58,864-
LEVEL	TEXT			TEXT AMT			
1	SALARIES PER EMPLOYEE BUDGET			11,669			
				11,669			
447-4060-534.15-30	CELL PHONE	0	67	123	480	163	317-
LEVEL	TEXT			TEXT AMT			
1	PER EMPLOYEE BUDGET 6-1-23			163			
				163			
447-4060-534.15-60	BOOT ALLOWANCE	1,166	716	1,208	3,000	3,325	325
LEVEL	TEXT			TEXT AMT			
1	BOOT ALLOWANCE (19) DY 4/20/23			3,325			
				3,325			
447-4060-534.21-10	FICA TAXES	28,811	33,397	31,691	50,471	48,192	2,279-
LEVEL	TEXT			TEXT AMT			
1	PER EB 06.22.23			48,192			
				48,192			
447-4060-534.21-20	MEDICARE	6,738	7,811	7,412	11,804	11,271	533-
LEVEL	TEXT			TEXT AMT			
1	PER EB 06.22.23			11,271			
				11,271			
447-4060-534.22-20	DCSE	56,398	67,085	63,581	100,748	92,055	8,693-

CITY OF EDGEWATER
DEPARTMENT BUDGET

PREPARED 08/22/23, 10:44:30

ACCOUNT NUMBER	ACCOUNT DESCRIPTION	FY2021 Actuals	FY2022 Actuals	YTD FY2023 Actuals	FY2023 Budget	FY2024 Proposed	COMPARATIVE Variance
LEVEL 1	TEXT PER EB 06.22.23			TEXT AMT 92,055 92,055			
447-4060-534.23-10	LIFE INS	1,846	2,165	2,252	3,898	3,547	351-
LEVEL 1	TEXT PER EB 06.22.23			TEXT AMT 3,547 3,547			
447-4060-534.23-20	GROUP MEDICAL INSURANCE	127,043	116,924	99,408	261,967	177,568	84,399-
LEVEL 1	TEXT PER EB 06.22.23			TEXT AMT 177,568 177,568			
447-4060-534.23-21	HSA-EMPLOYER CONTRIBUTION	6,761	10,475	15,293	22,000	15,100	6,900-
LEVEL 1	TEXT PER EB 06.22.23			TEXT AMT 15,100 15,100			
447-4060-534.23-22	HRA-EMPLOYER CONTRIBUTION	492	99	650	1,500	1,500	0
LEVEL 1	TEXT PER FINANCE ESTIMATE 6-7-23 JD			TEXT AMT 1,500 1,500			
447-4060-534.23-30	DENTAL INSURANCE	2,266	2,831	2,684	7,707	4,692	3,015-
LEVEL 1	TEXT PER EB 06.22.23			TEXT AMT 4,692 4,692			
447-4060-534.23-40	LT DISABILITY	3,304	3,874	4,031	6,975	6,347	628-
LEVEL 1	TEXT PER EB 06.22.23			TEXT AMT 6,347 6,347			
447-4060-534.23-60	BROKER & ADMIN FEES	3,254	3,618	2,944	4,391	3,383	1,008-

CITY OF EDGEWATER
DEPARTMENT BUDGET

PREPARED 08/22/23, 10:44:30

ACCOUNT NUMBER	ACCOUNT DESCRIPTION	FY2021 Actuals	FY2022 Actuals	YTD FY2023 Actuals	FY2023 Budget	FY2024 Proposed	COMPARATIVE Variance
LEVEL 1	TEXT PER EMPLOYEE BUDGET 6-1-23			TEXT AMT 3,383 3,383			
447-4060-534.23-90	OPEB EXPENSE	128,300-	73,919	0	0	0	0
447-4060-534.24-10	WORKER'S COMPENSATION	24,859	30,591	24,818	31,199	36,265	5,066
LEVEL 1	TEXT PER EB 06.22.23			TEXT AMT 36,265 36,265			
447-4060-534.34-10	OTHER CONTRACTUAL SERVICE	649,482	701,583	501,142	668,153	690,531	22,378
LEVEL 1	TEXT PEST CONTROL PER FINANCE JD 04-13-23 VOLUSIA COUNTY LANDFILL JD 6/9/23 RATE STUDY GREEN WASTE DISPOSAL JD 6/9/23 RATE STUDY TEMPORARY LABOR DY 4/20/23			TEXT AMT 154 546,752 118,625 25,000 690,531			
447-4060-534.41-40	POSTAGE	13,734	12,201	8,718	13,680	13,500	180-
LEVEL 1	TEXT PRELIMINARY PER FINANCE JD 04-14-23			TEXT AMT 13,500 13,500			
447-4060-534.43-10	ELECTRIC	1,541	1,800	1,077	1,490	1,910	420
LEVEL 1	TEXT PER FINANCE DEPT. EST- 4/12/23 JD			TEXT AMT 1,910 1,910			
447-4060-534.43-30	WATER / SEWER / TRASH	5,863	6,405	10,078	11,248	6,629	4,619-
LEVEL 1	TEXT PER FINANCE ESTIMATE 04.11.23 JD			TEXT AMT 6,629 6,629			
447-4060-534.44-10	RENT	6,103	106	109	110	110	0

CITY OF EDGEWATER
DEPARTMENT BUDGET

PREPARED 08/22/23, 10:44:30

ACCOUNT NUMBER	ACCOUNT DESCRIPTION	FY2021 Actuals	FY2022 Actuals	YTD FY2023 Actuals	FY2023 Budget	FY2024 Proposed	COMPARATIVE Variance
LEVEL 1	TEXT POSTMASTER DY 4/20/23			TEXT AMT 110 110			
447-4060-534.46-10	REPAIR & MAINTENANCE	9,834	1,890	164	3,000	5,500	2,500
LEVEL 1	TEXT TRANSFER STATION REPAIRS DY 4/20/23 UNSPECIFIED REPAIR & REPLACEMENT DY 4/20/23			TEXT AMT 5,000 500 5,500			
447-4060-534.46-20	FLEET CHARGES	158,510	185,190	171,855	218,044	203,040	15,004-
LEVEL 1	TEXT PRELIMINARY PER FINANCE JD 06-12-23			TEXT AMT 203,040 203,040			
447-4060-534.47-10	PRINTING & BINDING	5,410	5,574	4,500	5,630	5,800	170
LEVEL 1	TEXT DOOR HANGERS DY 4/20/23 UTILITY BILLS - PER FINANCE EST JD 4/14/23			TEXT AMT 500 5,300 5,800			
447-4060-534.48-10	PROMOTIONAL ACTIVITIES	995	494	1,607	3,000	4,150	1,150
LEVEL 1	TEXT ADOPT A ROAD PROGRAM TLH DY 4/20/23 PENS, PENCILS, WATER BOTTLES TLH DY 4/20/23 FRISBEES, BAGS, MISC GIVEAWAYS TLH DY 4/20/23 EARTH DAY, EW EXPO, & SUPPLIES TLH DY 4/20/23 SCHOOL PROJECT TLH DY 4/20/23 LARGE PHOTO FRAME/EDUCATIONAL BOARD LTH DY 4/20/23 SAFETY MEETING TLH DY 4/20/23			TEXT AMT 450 900 1,100 800 500 250 150 4,150			
447-4060-534.49-01	COST ALLOCATION	192,411	208,462	179,309	215,171	213,705	1,466-
LEVEL 1	TEXT PER FINANCE DEPARTMENT - JD 5-10-2023			TEXT AMT 213,705 213,705			

CITY OF EDGEWATER
DEPARTMENT BUDGET

PREPARED 08/22/23, 10:44:30

ACCOUNT NUMBER	ACCOUNT DESCRIPTION	FY2021 Actuals	FY2022 Actuals	YTD FY2023 Actuals	FY2023 Budget	FY2024 Proposed	COMPARATIVE Variance
447-4060-534.49-10	OTHER CHARGES/OBLIGATIONS	2,389	3,428	5,003	6,400	3,400	3,000-
LEVEL	TEXT			TEXT AMT			
1	DRUG TEST & PHYSICALS DY 4/20/23			3,000			
	CDL REIMBURSEMENTS DY 4/20/23			400			
				3,400			
447-4060-534.49-47	PILOFF - REFUSE	208,508	215,151	186,402	223,541	231,677	8,136
LEVEL	TEXT			TEXT AMT			
1	ESTIMATE BASED ON RATE STUDY 6-6-23			231,677			
				231,677			
447-4060-534.52-10	OPERATING SUPPLIES	314,280	29,937	43,517	52,300	63,300	11,000
LEVEL	TEXT			TEXT AMT			
1	FIRST AID/CLEANING SUPPLIES DY 4/20/23			300			
	GLOVES & MASKS DY 4/20/23			25,000			
	HAND TOOLS DY 4/20/23			3,000			
	GARBAGE CARTS DY 4/20/23			35,000			
				63,300			
447-4060-534.52-20	UNLEADED & DIESEL	103,536	177,235	81,995	311,645	102,038	209,607-
LEVEL	TEXT			TEXT AMT			
1	FUEL ESTIMATE 6-12-23 JD			102,038			
				102,038			
447-4060-534.52-30	UNIFORMS	3,232	1,823	3,233	10,056	3,575	6,481-
LEVEL	TEXT			TEXT AMT			
1	SHIRTS & PANTS DY 4/20/23			2,000			
	RAIN GEAR DY 4/20/23			775			
	JACKETS DY 4/20/23			800			
				3,575			
447-4060-534.54-20	EDUCATIONAL DEVELOPMENT	0	5,712	0	6,000	6,000	0
LEVEL	TEXT			TEXT AMT			
1	OPERATOR TRAINING (2) DY 4/20/23			1,000			
	SPOTTER TRAINING (18) DY 4/20/23			5,000			
				6,000			

CITY OF EDGEWATER
DEPARTMENT BUDGET

PREPARED 08/22/23, 10:44:30

ACCOUNT NUMBER	ACCOUNT DESCRIPTION	FY2021 Actuals	FY2022 Actuals	YTD FY2023 Actuals	FY2023 Budget	FY2024 Proposed	COMPARATIVE Variance
*		2,286,145	2,472,989	1,985,344	3,042,933	2,792,836	250,097-
**	REFUSE DEPARTMENT	2,286,145	2,472,989	1,985,344	3,042,933	2,792,836	250,097-

CITY OF EDGEWATER
DEPARTMENT BUDGET

PREPARED 08/22/23, 10:44:30

ACCOUNT NUMBER	ACCOUNT DESCRIPTION	FY2021 Actuals	FY2022 Actuals	YTD FY2023 Actuals	FY2023 Budget	FY2024 Proposed	COMPARATIVE Variance
RECYCLING							
447-4065-534.34-10	OTHER CONTRACTUAL SERVICE	435,495	490,794	412,220	580,800	580,800	0
LEVEL	TEXT			TEXT AMT			
1	RECYCLING SERVICES DY 4/20/23			580,800			
				580,800			
447-4065-534.49-01	COST ALLOCATION	10,276	11,038	10,613	12,736	12,129	607-
LEVEL	TEXT			TEXT AMT			
1	PER FINANCE DEPARTMENT - JD 5-10-2023			12,129			
				12,129			
447-4065-534.49-47	PILOFF - REFUSE	8,936	9,221	7,989	9,581	9,929	348
LEVEL	TEXT			TEXT AMT			
1	ESTIMATE BASED ON RATE STUDY 6-6-23			9,929			
				9,929			
*		454,707	511,053	430,822	603,117	602,858	259-
**	RECYCLING	454,707	511,053	430,822	603,117	602,858	259-
***	ENVIRONMENTAL SERVICES	2,740,852	2,984,042	2,416,166	3,646,050	3,395,694	250,356-

CITY OF EDGEWATER
DEPARTMENT BUDGET

PREPARED 08/22/23, 10:44:30

ACCOUNT NUMBER	ACCOUNT DESCRIPTION	FY2021 Actuals	FY2022 Actuals	YTD FY2023 Actuals	FY2023 Budget	FY2024 Proposed	COMPARATIVE Variance
NON-DEPARTMENTAL							
447-5555-580.22-10	RETIREMENT CONTRIBUTIONS	134,304	129,306	73,989	87,863	94,873	7,010
LEVEL	TEXT			TEXT AMT			
1	REQUIRED CITY CONTRIBUTION GENERAL EMPLOYE PENSION PER FOSTER & FOSTER 10/1/21 VALUATION JB 06.13.23			94,873 94,873			
447-5555-580.22-20	RETIREMENT CONTRIB DC	0	0	32,090	0	0	0
447-5555-580.23-80	PTO EXPENSE	11,822	7,565-	0	0	0	0
447-5555-580.31-10	PROFESSIONAL SERVICES	7,000	11,762	7,042	7,090	7,089	1-
LEVEL	TEXT			TEXT AMT			
1	PER FINANCE DEPT-RATE STUDY UPDATE-PRELIMINARY			7,089 7,089			
447-5555-580.45-10	GENERAL LIABILITY	6,062	6,149	7,931	7,931	9,078	1,147
LEVEL	TEXT			TEXT AMT			
1	PER FINANCE ESTIMATE JD 06.12.23			9,078 9,078			
447-5555-580.45-15	PROPERTY	19,700	20,111	24,014	24,015	48,596	24,581
LEVEL	TEXT			TEXT AMT			
1	PER FINANCE ESTIMATE JD 06.12.23			48,596 48,596			
447-5555-580.45-20	PUBLIC OFFICIALS	4,601	4,825	5,970	5,971	6,566	595
LEVEL	TEXT			TEXT AMT			
1	PER FINANCE ESTIMATE JD 06.12.23			6,566 6,566			
447-5555-580.45-25	AUTOMOBILE	5,673	6,292	7,142	7,142	7,941	799
LEVEL	TEXT			TEXT AMT			
1	PER FINANCE ESTIMATE JD 06.12.23			7,941 7,941			

CITY OF EDGEWATER
DEPARTMENT BUDGET

PREPARED 08/22/23, 10:44:30

ACCOUNT NUMBER	ACCOUNT DESCRIPTION	FY2021 Actuals	FY2022 Actuals	YTD FY2023 Actuals	FY2023 Budget	FY2024 Proposed	COMPARATIVE Variance
447-5555-580.45-65	COMPUTER/NETWORK	0	194	262	263	347	84
LEVEL	TEXT			TEXT AMT			
1	PER FINANCE ESTIMATE JD 06.12.23			347 347			
447-5555-580.49-30	INSURANCE DEDUCTIBLE	0	0	10,883	0	0	0
447-5555-580.49-50	WRITE OFF	0	19,743	152	153	0	153-
447-5555-580.49-63	HURRICANE CHARGES IAN	0	0	2,074,946	2,163,498	0	2,163,498-
447-5555-580.59-10	DEPRECIATION	204,740	191,755	0	0	0	0
447-5555-580.64-20	MOTOR VEHICLES	0	0	316,963	1,116,963	400,000	716,963-
LEVEL	TEXT			TEXT AMT			
1	REFUSE TRUCK 1 COUNT			400,000 400,000			
447-5555-580.71-44	2020 REFUSE TRK BOND	0	0	147,000	147,000	149,000	2,000
LEVEL	TEXT			TEXT AMT			
1	PER FINANCE DEPT JD 4-18-23			149,000 149,000			
447-5555-580.72-44	2020 REFUSE TRK BOND	15,330	12,798	10,854	10,854	8,208	2,646-
LEVEL	TEXT			TEXT AMT			
1	PER FINANCE DEPT JD 4-18-23			8,208 8,208			
447-5555-580.72-70	INTERNAL LOAN	0	0	0	0	114,250	114,250
LEVEL	TEXT			TEXT AMT			
1	INTERNAL LOAN; IAN PMT #1; JB 7.19.2023			114,250 114,250			
*		409,232	395,370	2,719,238	3,578,743	845,948	2,732,795-
	447-5555-581.04-50 PUBLIC WORKS COMPLEX	0	118,000	0	0	0	0
*		0	118,000	0	0	0	0

CITY OF EDGEWATER
DEPARTMENT BUDGET

PREPARED 08/22/23, 10:44:30

ACCOUNT NUMBER	ACCOUNT DESCRIPTION	FY2021 Actuals	FY2022 Actuals	YTD FY2023 Actuals	FY2023 Budget	FY2024 Proposed	COMPARATIVE Variance
447-5555-589.50-50	CHARTER RESERVE/STABILIZA	0	0	0	2,500,000	0	2,500,000-
*		0	0	0	2,500,000	0	2,500,000-
**	DEPARTMENTAL	409,232	513,370	2,719,238	6,078,743	845,948	5,232,795-
***	NON-	409,232	513,370	2,719,238	6,078,743	845,948	5,232,795-
****	SOLID WASTE UTILITY	3,150,084	3,497,412	5,135,404	9,724,793	4,241,642	5,483,151-



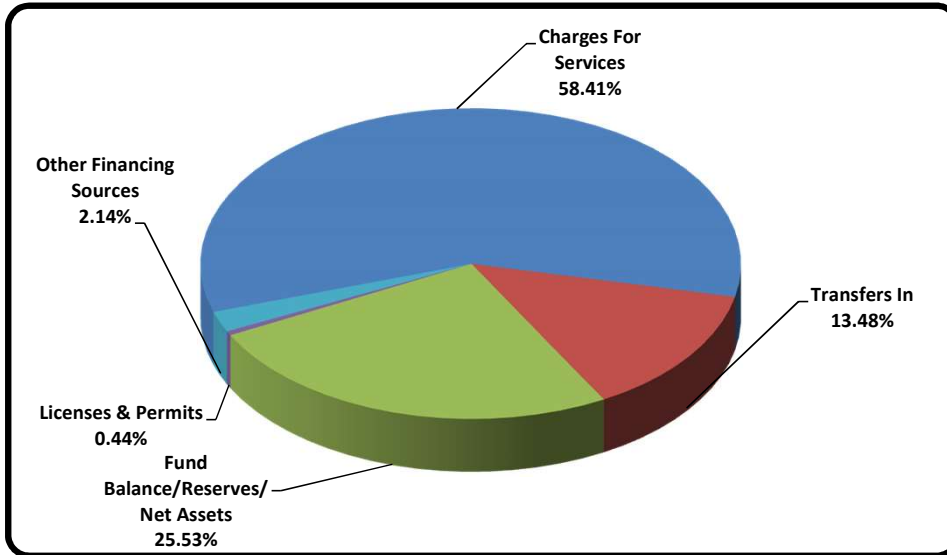
STORMWATER FUNDS



448 – STORMWATER OPERATING REVENUE



STORMWATER OPERATING AND CAPITAL FUNDS - REVENUES



	<u>BUDGET</u>	<u>PERCENT</u>
Charges For Services	2,426,071	58.41%
Transfers In	560,000	13.48%
Fund Balance/Reserves/Net Assets	1,060,118	25.53%
Licenses & Permits	18,350	0.44%
Other Financing Sources	88,700	2.14%
TOTAL AVAILABLE RESOURCES	\$ 4,153,239	100.00%

CITY OF EDGEWATER
FUND REVENUE

PREPARED 08/22/23, 10:44:24

ACCOUNT NUMBER	ACCOUNT DESCRIPTION	FY2021 Actuals	FY2022 Actuals	Y-T-D Actuals	FY2023 Budget	FY2024 Proposed	COMPARATIVE Variance
STORMWATER MANAGEMENT							
448-0000-322.50-10	CULVERT-DRIVEWAY	25,767	20,100	17,725	12,000	18,350	6,350
LEVEL	TEXT			TEXT AMT			
1	PER FINANCE DEPARTMENT - JD 3-29-23			18,350			
				18,350			
*	PERMITS FEES SPEC ASSESMT	25,767	20,100	17,725	12,000	18,350	6,350
448-0000-331.50-01	HURRICANE MATHEW 2016	0	2,098	0	0	0	0
448-0000-331.50-02	HURRICANE IRMA 2017	41,603	0	0	0	0	0
448-0000-331.50-03	HURRICANE DORIAN 2019	16,030	0	0	0	0	0
448-0000-334.36-01	STORMWATER	0	0	0	16,807,849	0	16,807,849-
448-0000-334.50-01	HURRICANE MATTHEW 2016	0	185	0	0	0	0
448-0000-334.50-03	HURRICANE DORIAN 2019	2,619	0	0	0	0	0
*	INTERGOVERNMENTAL REVENUE	60,252	2,283	0	16,807,849	0	16,807,849-
448-0000-343.66-10	STORMWATER	2,128,986	2,304,567	1,957,065	2,386,041	2,426,071	40,030
LEVEL	TEXT			TEXT AMT			
1	ESTIMATE BASED ON RATE STUDY 6-6-23			2,426,071			
				2,426,071			
*	CHARGES FOR SERVICES	2,128,986	2,304,567	1,957,065	2,386,041	2,426,071	40,030
448-0000-361.10-10	INTEREST	3,004	564	4,899	400	1,700	1,300
LEVEL	TEXT			TEXT AMT			
1	PER FINANCE DEPARTMENT - JB 5-10-2023			1,700			
				1,700			
448-0000-361.11-10	INVESTMENT RETURNS	441	2,392	84,035	700	87,000	86,300
LEVEL	TEXT			TEXT AMT			
1	PER FINANCE DEPARTMENT - JB 5.11.2023			87,000			
				87,000			
448-0000-364.32-00	INSURANCE PROCEEDS	6,606	0	0	0	0	0
448-0000-364.42-10	INSURANCE PROCEEDS	0	0	97,433	0	0	0
448-0000-365.10-00	SALES / SURPLUS	0	0	477	0	0	0
448-0000-369.10-00	OTHER INCOME	1,531	3,813	273	0	0	0
448-0000-369.10-10	DISCOUNT TAKEN	0	0	501	0	0	0
*	MISC. REVENUE	11,582	6,769	187,618	1,100	88,700	87,600
448-0000-389.90-12	UNRESERVED PROPRIETARY	0	0	0	748,811	0	748,811-
448-0000-389.90-22	RESERVED PROPRIETARY	0	0	0	0	1,060,118	1,060,118
LEVEL	TEXT			TEXT AMT			
1	USE OF FUND BALANCE BV 07.06.23			1,060,118			
				1,060,118			
*	OTHER SOURCES	0	0	0	748,811	1,060,118	311,307

CITY OF EDGEWATER
 FUND REVENUE

PREPARED 08/22/23, 10:44:24

ACCOUNT NUMBER	ACCOUNT DESCRIPTION	FY2021 Actuals	FY2022 Actuals	Y-T-D FY2023 Actuals	FY2023 Budget	FY2024 Proposed	COMPARATIVE Variance
**	STORMWATER MANAGEMENT	2,226,587	2,333,719	2,162,408	19,955,801	3,593,239	16,362,562-

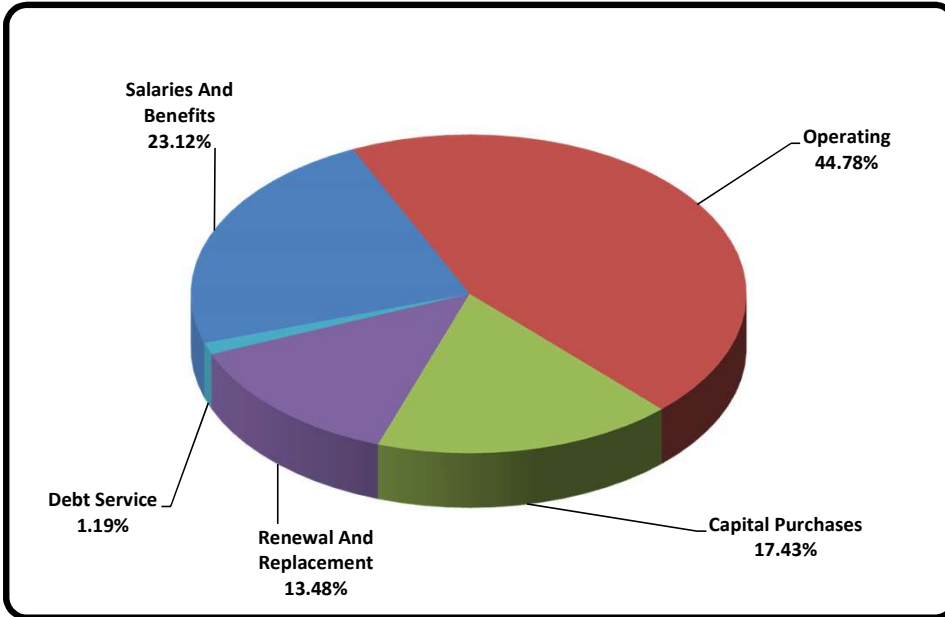


448 – STORMWATER OPERATING EXPENSE

City of Edgewater
 Fiscal YEAR 2023-2024



STORMWATER OPERATING AND CAPITAL FUNDS - EXPENSES



	<u>BUDGET</u>	<u>PERCENT EXPENSES</u>
Salaries And Benefits	960,057	23.12%
Operating	1,859,632	44.78%
Capital Purchases	724,000	17.43%
Renewal And Replacement	560,000	13.48%
Debt Service	49,550	1.19%
TOTAL AVAILABLE RESOURCES	\$ 4,153,239	100.00%

CITY OF EDGEWATER
DEPARTMENT BUDGET

PREPARED 08/22/23, 10:44:30

ACCOUNT NUMBER	ACCOUNT DESCRIPTION	FY2021 Actuals	FY2022 Actuals	YTD FY2023 Actuals	FY2023 Budget	FY2024 Proposed	COMPARATIVE Variance
STORMWATER MANAGEMENT ENVIRONMENTAL SERVICES OPERATIONS							
448-4070-538.12-10	REGULAR SALARIES	340,799	446,073	425,227	583,096	604,843	21,747
LEVEL 1	TEXT SALARIES PER EMPLOYEE BUDGET LESS: OVERTIME			TEXT AMT 621,795 16,952- 604,843			
448-4070-538.14-10	OVERTIME	7,848	16,035	3,433	10,858	16,952	6,094
LEVEL 1	TEXT SALARIES PER EMPLOYEE BUDGET			TEXT AMT 16,952 16,952			
448-4070-538.15-30	CELL PHONE	464	589	479	1,230	613	617-
LEVEL 1	TEXT PER EMPLOYEE BUDGET 6-1-23			TEXT AMT 613 613			
448-4070-538.15-60	BOOT ALLOWANCE	1,324	860	591	1,950	1,750	200-
LEVEL 1	TEXT BOOT ALLOWANCE (12) DY 4/20/23			TEXT AMT 1,750 1,750			
448-4070-538.21-10	FICA TAXES	21,824	27,124	25,448	34,564	35,076	512
LEVEL 1	TEXT PER EMPLOYEE BUDGET 6-1-23			TEXT AMT 35,076 35,076			
448-4070-538.21-20	MEDICARE	5,104	6,343	5,951	8,083	8,203	120
LEVEL 1	TEXT PER EMPLOYEE BUDGET 6-1-23			TEXT AMT 8,203 8,203			
448-4070-538.22-20	DCSE	44,244	55,781	51,298	69,247	70,842	1,595

CITY OF EDGEWATER
DEPARTMENT BUDGET

PREPARED 08/22/23, 10:44:30

ACCOUNT NUMBER	ACCOUNT DESCRIPTION	FY2021 Actuals	FY2022 Actuals	YTD FY2023 Actuals	FY2023 Budget	FY2024 Proposed	COMPARATIVE Variance
LEVEL 1	TEXT PER EMPLOYEE BUDGET 6-1-23			TEXT AMT 70,842 70,842			
448-4070-538.23-10	LIFE INS	1,484	1,961	1,763	2,652	2,715	63
LEVEL 1	TEXT PER EMPLOYEE BUDGET 6-1-23			TEXT AMT 2,715 2,715			
448-4070-538.23-20	GROUP MEDICAL INSURANCE	84,390	106,171	91,475	145,476	157,968	12,492
LEVEL 1	TEXT PER EMPLOYEE BUDGET 6-1-23			TEXT AMT 157,968 157,968			
448-4070-538.23-21	HSA-EMPLOYER CONTRIBUTION	1,874	4,669	6,268	12,150	8,950	3,200-
LEVEL 1	TEXT PER EMPLOYEE BUDGET 6-1-23			TEXT AMT 8,950 8,950			
448-4070-538.23-22	HRA-EMPLOYER CONTRIBUTION	340	0	0	750	750	0
LEVEL 1	TEXT PER FINANCE ESTIMATE 6-7-23 JD			TEXT AMT 750 750			
448-4070-538.23-30	DENTAL INSURANCE	2,266	3,011	2,786	4,503	4,470	33-
LEVEL 1	TEXT PER EMPLOYEE BUDGET 6-1-23			TEXT AMT 4,470 4,470			
448-4070-538.23-40	LT DISABILITY	2,655	3,510	3,154	4,746	4,858	112
LEVEL 1	TEXT PER EMPLOYEE BUDGET 6-1-23			TEXT AMT 4,858 4,858			
448-4070-538.23-60	BROKER & ADMIN FEES	2,155	3,298	2,688	3,581	3,145	436-

CITY OF EDGEWATER
DEPARTMENT BUDGET

PREPARED 08/22/23, 10:44:30

ACCOUNT NUMBER	ACCOUNT DESCRIPTION	FY2021 Actuals	FY2022 Actuals	YTD FY2023 Actuals	FY2023 Budget	FY2024 Proposed	COMPARATIVE Variance
LEVEL 1	TEXT PER FINANCE ESTIMATE 4.17.23 JD			TEXT AMT 3,145 3,145			
448-4070-538.23-90	OPEB EXPENSE	12,060	10,399	0	0	0	0
448-4070-538.24-10	WORKER'S COMPENSATION	9,802	13,987	11,194	15,823	16,346	523
LEVEL 1	TEXT PER EMPLOYEE BUDGET 6-1-23			TEXT AMT 16,346 16,346			
448-4070-538.31-10	PROFESSIONAL SERVICES	0	14,963	0	7,500	0	7,500-
448-4070-538.34-10	OTHER CONTRACTUAL SERVICE	9,716	7,876	5,530	21,580	10,880	10,700-
LEVEL 1	TEXT LAKE MAINTENANCE DY 4/20/23 FEC BLANKET DY 4/20/23			TEXT AMT 2,500 8,380 10,880			
448-4070-538.40-10	TRAVEL & PER DIEM	0	171	318	805	750	55-
LEVEL 1	TEXT FSA CONFERENCE HOTEL & MEALS DY 4/20/23 FSA CERTIFICATION MEALS DY 4/20/23 FVMA CONFERENCE MEALS DY 4/20/23			TEXT AMT 550 100 100 750			
448-4070-538.41-15	CELLULAR	433	433	325	435	435	0
LEVEL 1	TEXT PER FINANCE ESTIMATE 6.7.23 JD			TEXT AMT 435 435			
448-4070-538.41-40	POSTAGE	13,736	12,231	8,721	13,680	13,500	180-
LEVEL 1	TEXT PRELIMINARY PER FINANCE JD 04-14-23			TEXT AMT 13,500 13,500			

CITY OF EDGEWATER
DEPARTMENT BUDGET

PREPARED 08/22/23, 10:44:30

ACCOUNT NUMBER	ACCOUNT DESCRIPTION	FY2021 Actuals	FY2022 Actuals	YTD FY2023 Actuals	FY2023 Budget	FY2024 Proposed	COMPARATIVE Variance
448-4070-538.43-10	ELECTRIC	1,503	1,770	1,562	2,395	1,880	515-
LEVEL	TEXT			TEXT AMT			
1	PER FINANCE DEPT. EST- 4/12/23 JD			1,880			
				1,880			
448-4070-538.44-10	RENT	103	1,606	109	110	60,110	60,000
LEVEL	TEXT			TEXT AMT			
1	EQUIPMENT RENTALS DY 4/20/23			60,000			
	POSTMASTER DY 4/20/23			110			
				60,110			
448-4070-538.46-10	REPAIR & MAINTENANCE	39,399	27,345	15,604	33,200	46,000	12,800
LEVEL	TEXT			TEXT AMT			
1	CONCRETE & CULVERT REPAIRS DY 4/20/23			7,500			
	EQUIPMENT REPAIRS DY 4/20/23			1,500			
	SOD & SEED DY 4/20/23			5,000			
	PIPE DY 4/20/23			10,000			
	SHANGRI LA POND AERATOR MAINT DY 4/20/23			2,000			
	BAFFLE BOX FILTER MEDIA DY 4/20/23			5,000			
	BEEMAT ANNUAL MAINTENANCE DY 4/20/23			15,000			
				46,000			
448-4070-538.46-20	FLEET CHARGES	122,110	97,529	106,284	155,928	119,899	36,029-
LEVEL	TEXT			TEXT AMT			
1	PRELIMINARY PER FINANCE JD 06-12-23			119,899			
				119,899			
448-4070-538.47-10	PRINTING & BINDING	5,410	5,574	4,500	5,630	5,400	230-
LEVEL	TEXT			TEXT AMT			
1	VARIOUS FORMS DY 4/20/23			100			
	UTILITY BILLS - PER FINANCE EST JD 4/14/23			5,300			
				5,400			
448-4070-538.48-10	PROMOTIONAL ACTIVITIES	8,796	11,026	10,595	10,595	23,375	12,780
LEVEL	TEXT			TEXT AMT			
1	STORM DRAIN MARKERS & SUPPLIES TLH DY 4/20/23			450			

CITY OF EDGEWATER
DEPARTMENT BUDGET

PREPARED 08/22/23, 10:44:30

ACCOUNT NUMBER	ACCOUNT DESCRIPTION	FY2021 Actuals	FY2022 Actuals	YTD FY2023 Actuals	FY2023 Budget	FY2024 Proposed	COMPARATIVE Variance
	WSBB RADIO SPOT TLH DY 4/20/23			325			
	ADOPT A ROAD PROGRAM TLH DY 4/20/23			350			
	PENS, PENCILS, WATER BOTTLES TLH DY 4/20/23			850			
	FRISBEES, BAGS, MISC GIVEAWAYS TLH DY 4/20/23			1,100			
	CALENDAR CONTEST, EARTH DAY, EXPO TLH DY 4/20/23			900			
	PET WASTE DISPENSERS/BAGS -CITYWIDE DY 4/20/23			15,000			
	PET WASTE BAG DISPENSER-GIVEAWAYS DY 4/20/23			3,500			
	EVENT SUPPLIES, SCHOOL PROJECT TLH DY 4/20/23			200			
	EDUCATIONAL BOARD DY 4/20/23			200			
	RAIN BARRELS & SUPPLIES /BUILDING WORKSHOPDY42023			300			
	EDUCATIONAL - LANDSCAPE/IRRIGIATION DY 4/20/23			200			
				23,375			
448-4070-538.49-01	COST ALLOCATION	109,605	111,175	91,010	109,212	117,277	8,065
LEVEL	TEXT			TEXT AMT			
1	PER FINANCE DEPARTMENT - JD 5-10-2023			117,277			
				117,277			
448-4070-538.49-10	OTHER CHARGES/OBLIGATIONS	3,758	2,264	5,386	9,800	10,800	1,000
LEVEL	TEXT			TEXT AMT			
1	TREE REMOVAL ON LAKES & CANALS DY 4/20/23			10,000			
	CDL REIMBURSEMENTS DY 4/20/23			300			
	DRUG TESTS & PHYSICALS DY 4/20/23			500			
				10,800			
448-4070-538.49-48	PILOFF - STORMWATER	125,610	135,969	115,467	140,776	143,357	2,581
LEVEL	TEXT			TEXT AMT			
1	ESTIMATE BASED ON RATE STUDY 6-6-23			143,357			
				143,357			
448-4070-538.51-10	OFFICE SUPPLIES	26	0	9	500	500	0
LEVEL	TEXT			TEXT AMT			
1	PRINT & FAX CARTRIDGES DY 4/20/23			250			
	COPY PAPER BLDY 4/20/23			250			
				500			
448-4070-538.52-10	OPERATING SUPPLIES	11,894	12,189	14,931	22,050	21,250	800-
LEVEL	TEXT			TEXT AMT			

CITY OF EDGEWATER
DEPARTMENT BUDGET

PREPARED 08/22/23, 10:44:30

ACCOUNT NUMBER	ACCOUNT DESCRIPTION	FY2021 Actuals	FY2022 Actuals	YTD FY2023 Actuals	FY2023 Budget	FY2024 Proposed	COMPARATIVE Variance
1	FIRST AID/SAFETY SUPPLIES DY 4/20/23			1,000			
	HERBICIDES DY 4/20/23			7,000			
	CANAL MARKERS, POSTS, SIGNS DY 4/20/23			1,000			
	HAND TOOLS & SHOVELS DY 4/20/23			1,500			
	CLEANING SUPPLIES DY 4/20/23			750			
	SANDBAGS PER RC 06.13.23			10,000			
				21,250			
448-4070-538.52-20	UNLEADED & DIESEL	20,813	45,464	24,785	50,042	31,378	18,664-
LEVEL	TEXT			TEXT AMT			
1	FUEL ESTIMATE 6-12-23 JD			31,378			
				31,378			
448-4070-538.52-30	UNIFORMS	1,218	1,041	1,857	3,350	3,450	100
LEVEL	TEXT			TEXT AMT			
1	UNIFORMS DY 4/20/23			2,300			
	RAIN GEAR DY 4/20/23			1,000			
	JACKETS DY 4/20/23			150			
				3,450			
448-4070-538.54-20	EDUCATIONAL DEVELOPMENT	615	1,324	957	2,205	2,080	125-
LEVEL	TEXT			TEXT AMT			
1	FSA CONFERENCE DY 4/20/23			500			
	FSA CERTIFICATION (2) DY 4/20/23			900			
	FVMA CONFERENCE (2) DY 4/20/23			380			
	FSA RECERTIFICATION DY 4/20/23			300			
				2,080			
*		1,013,378	1,189,761	1,039,705	1,488,502	1,549,802	61,300
**	OPERATIONS	1,013,378	1,189,761	1,039,705	1,488,502	1,549,802	61,300
***	ENVIRONMENTAL SERVICES	1,013,378	1,189,761	1,039,705	1,488,502	1,549,802	61,300

CITY OF EDGEWATER
DEPARTMENT BUDGET

PREPARED 08/22/23, 10:44:30

ACCOUNT NUMBER	ACCOUNT DESCRIPTION	FY2021 Actuals	FY2022 Actuals	YTD FY2023 Actuals	FY2023 Budget	FY2024 Proposed	COMPARATIVE Variance
NON-DEPARTMENTAL							
448-5555-580.22-10	RETIREMENT CONTRIBUTIONS	31,959	30,769	17,607	20,908	22,576	1,668
LEVEL	TEXT			TEXT AMT			
1	REQUIRED CITY CONTRIBUTION GENERAL EMPLOYE PENSION PER FOSTER & FOSTER 10/1/21 VALUATION JB 06.09.23			22,576 22,576			
448-5555-580.22-20	RETIREMENT CONTRIB DC	0	0	9,502	0	0	0
448-5555-580.23-80	PTO EXPENSE	10,849	3,348	0	0	0	0
448-5555-580.31-10	PROFESSIONAL SERVICES	3,214	5,546	10,680	88,253	1,213,253	1,125,000
LEVEL	TEXT			TEXT AMT			
1	PER FINANCE DEPT-RATE STUDY UPDATE-PRELIMINARY MOSQUITO LAGOON RAP STORMWATER MASTER PLAN			3,253 10,000 1,200,000 1,213,253			
448-5555-580.45-10	GENERAL LIABILITY	2,847	2,888	3,724	3,725	4,263	538
LEVEL	TEXT			TEXT AMT			
1	PER FINANCE ESTIMATE JD 06.12.23			4,263 4,263			
448-5555-580.45-15	PROPERTY	9,251	9,443	11,276	11,278	22,819	11,541
LEVEL	TEXT			TEXT AMT			
1	PER FINANCE ESTIMATE JD 06.12.23			22,819 22,819			
448-5555-580.45-20	PUBLIC OFFICIALS	2,161	2,265	2,803	2,804	3,084	280
LEVEL	TEXT			TEXT AMT			
1	PER FINANCE ESTIMATE JD 06.12.23			3,084 3,084			
448-5555-580.45-25	AUTOMOBILE	2,664	2,954	3,353	3,354	3,729	375
LEVEL	TEXT			TEXT AMT			

CITY OF EDGEWATER
DEPARTMENT BUDGET

PREPARED 08/22/23, 10:44:30

ACCOUNT NUMBER	ACCOUNT DESCRIPTION	FY2021 Actuals	FY2022 Actuals	YTD FY2023 Actuals	FY2023 Budget	FY2024 Proposed	COMPARATIVE Variance
1	PER FINANCE ESTIMATE JD 06.12.23			3,729 3,729			
448-5555-580.45-65	COMPUTER/NETWORK	0	91	123	124	163	39
LEVEL	TEXT			TEXT AMT			
1	PER FINANCE ESTIMATE JD 06.12.23			163 163			
448-5555-580.49-10	OTHER CHARGES/OBLIGATIONS	0	115	0	0	0	0
448-5555-580.49-30	INSURANCE DEDUCTIBLE	0	1,566	0	0	0	0
448-5555-580.49-50	WRITE OFF	0	0	57	58	0	58-
448-5555-580.59-10	DEPRECIATION	467,475	512,773	0	0	0	0
448-5555-580.64-10	MACHINERY & EQUIPMENT	0	0	185,000	185,000	92,000	93,000-
LEVEL	TEXT			TEXT AMT			
1	MINI EXCAVATOR 4/23/23 RJC			60,000			
	TILT DECK TRAILER 4/23/23 RJC			32,000			
				92,000			
448-5555-580.64-20	MOTOR VEHICLES	0	0	0	0	72,000	72,000
LEVEL	TEXT			TEXT AMT			
1	PICKUP TRUCK 4X4 1 TON 4/23/23 RJC			50,000			
	HEAVY DUTY DIESEL UTV 4/23/23 RJC			22,000			
				72,000			
448-5555-580.71-28	BBT CAP IMP REV NOTE 2014	0	0	47,723	47,940	48,960	1,020
LEVEL	TEXT			TEXT AMT			
1	PER FINANCE DEPT JD 4-18-23			48,960			
				48,960			
448-5555-580.72-28	BBT CAP IMP REV NOTE 2014	3,913	2,794	1,162	1,758	590	1,168-
LEVEL	TEXT			TEXT AMT			
1	PER FINANCE DEPT JD 4-18-23			590			
				590			

CITY OF EDGEWATER
DEPARTMENT BUDGET

PREPARED 08/22/23, 10:44:30

ACCOUNT NUMBER	ACCOUNT DESCRIPTION	FY2021 Actuals	FY2022 Actuals	YTD FY2023 Actuals	FY2023 Budget	FY2024 Proposed	COMPARATIVE Variance
448-5555-580.72-40	2016 VEH LSE AMER CAP	169	9	0	0	0	0
LEVEL	TEXT						
1	PAID OFF FY 2022						
*		534,502	574,561	293,010	365,202	1,483,437	1,118,235
448-5555-581.04-49	STORMWATER CAPITAL	16,117	98,224	2,006,615	17,962,227	560,000	17,402,227-
LEVEL	TEXT						
1	TRANSFER TO STORMWATER CAPITAL PROJECTS RATE FUND						
448-5555-581.04-50	PUBLIC WORKS COMPLEX	0	88,500	0	0	0	0
*		16,117	186,724	2,006,615	17,962,227	560,000	17,402,227-
448-5555-589.10-01	CURRENT YEAR UNRESERVED	0	0	0	139,870	0	139,870-
*		0	0	0	139,870	0	139,870-
**	DEPARTMENTAL	550,619	761,285	2,299,625	18,467,299	2,043,437	16,423,862-
***	NON-	550,619	761,285	2,299,625	18,467,299	2,043,437	16,423,862-
****	STORMWATER MANAGEMENT	1,563,997	1,951,046	3,339,330	19,955,801	3,593,239	16,362,562-



449 – STORMWATER CAPITAL



449 – STORMWATER CAPITAL REVENUE

CITY OF EDGEWATER
FUND REVENUE

PREPARED 08/22/23, 10:44:24

ACCOUNT NUMBER	ACCOUNT DESCRIPTION	FY2021 Actuals	FY2022 Actuals	Y-T-D Actuals	FY2023 Budget	FY2024 Proposed	COMPARATIVE Variance
449-0000-381.04-48	STORMWATER CAPITAL STORMWATER	16,117	98,224	2,006,615	17,962,227	560,000	17,402,227-
LEVEL	TEXT			TEXT AMT			
1	PRELIMINARY PER FINANCE JD 06-9-23 RATE			560,000			
				560,000			
*	OTHER SOURCES	16,117	98,224	2,006,615	17,962,227	560,000	17,402,227-
**	STORMWATER CAPITAL	16,117	98,224	2,006,615	17,962,227	560,000	17,402,227-



449 – STORMWATER CAPITAL EXPENSE

CITY OF EDGEWATER
DEPARTMENT BUDGET

PREPARED 08/22/23, 10:44:30

ACCOUNT NUMBER	ACCOUNT DESCRIPTION	FY2021 Actuals	FY2022 Actuals	YTD FY2023 Actuals	FY2023 Budget	FY2024 Proposed	COMPARATIVE Variance
449-5555-580.63-10	STORMWATER CAPITAL NON- DEPARTMENTAL IMPROVEMENTS O/T BUILDING	0	0	2,093,260	17,953,533	560,000	17,393,533-

LEVEL	TEXT	TEXT AMT
1	STORMWATER CANAL REHAB: FL SHORES PHASE 1	300,000
	DUCK POND OUTFALL (LIME TREE DR: 17TH TO 18TH)	210,000
	UNSPECIFED STORMWATER	50,000
		560,000

*		0	0	2,093,260	17,953,533	560,000	17,393,533-
**	DEPARTMENTAL	0	0	2,093,260	17,953,533	560,000	17,393,533-
***	NON-	0	0	2,093,260	17,953,533	560,000	17,393,533-
****	STORMWATER CAPITAL	0	0	2,093,260	17,953,533	560,000	17,393,533-



PAGE INTENTIONAL BLANK



INTERNAL SERVICE FUNDS

City of Edgewater
Fiscal YEAR 2023-2024

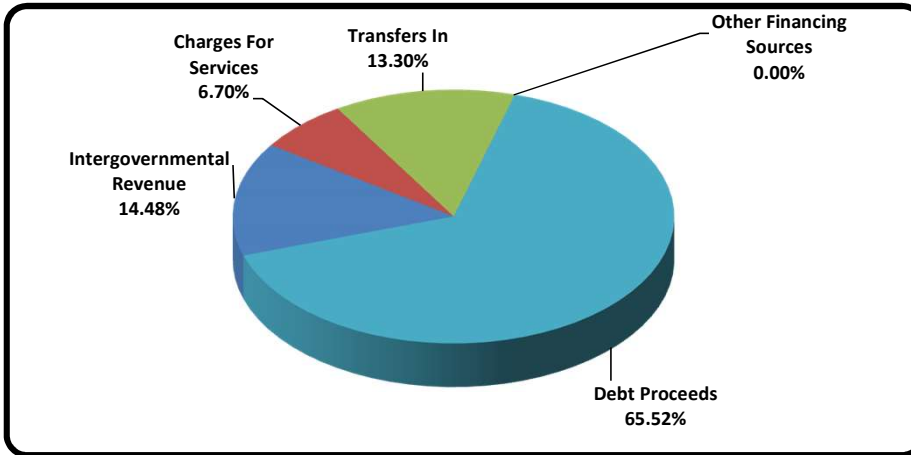


	450	501	502	503	504	505	
	PUBLIC Works	INFORMATION TECHNOLOGY	FLEET	PROPERTY AND LIABILITY INSURANCE	FULLY INSURED INSURANCE	WORKERS COMPENSATION	TOTAL
Internal Service Funds							
ESTIMATED REVENUES:							
Charges For Services	-	-	1,297,006	747,461	-	-	2,044,467
Debt Proceeds	20,000,000	-	-	-	-	-	20,000,000
Transfers In	3,000,000	1,059,577	-	-	-	-	4,059,577
Fund Balance/Reserves/Net Assets	-	-	-	-	-	-	-
Intergovernmental Revenue	-	-	-	-	4,016,129	405,203	4,421,332
Other Financing Sources	-	700	-	-	-	-	700
Physical Environment	-	-	-	-	-	-	-
Other Uses	-	-	-	-	-	-	-
Transfers Out	-	-	-	-	-	-	-
Fund Balances/Reserves/Net Assets	-	-	-	-	-	-	-
Ad Valorem	-	-	-	-	-	-	-
Sales And Use Taxes	-	-	-	-	-	-	-
Franchise Fees	-	-	-	-	-	-	-
Utility Services Tax	-	-	-	-	-	-	-
Communication Service Tax	-	-	-	-	-	-	-
Licenses & Permits	-	-	-	-	-	-	-
Special Assessments	-	-	-	-	-	-	-
Fines & Forfeitures	-	-	-	-	-	-	-
Total Estimated Revenues	23,000,000	1,060,277	1,297,006	747,461	4,016,129	405,203	30,526,076
ESTIMATED EXPENDITURES / EXPENSES:							
Salaries And Benefits	-	354,370	337,954	-	-	405,203	1,097,527
Operating	-	473,498	959,052	747,461	4,016,129	-	6,196,140
Capital Purchases	20,000,000	220,750	-	-	-	-	20,220,750
Depreciation	-	-	-	-	-	-	-
Renewal And Replacement	-	-	-	-	-	-	-
Mis Transfers	-	-	-	-	-	-	-
Debt Service	-	11,659	-	-	-	-	11,659
Current Year Unreserved	3,000,000	-	-	-	-	-	3,000,000
Total Expenditures / Expenses	23,000,000	1,060,277	1,297,006	747,461	4,016,129	405,203	30,526,076

**City of Edgewater
Fiscal YEAR 2023-2024**



INTERNAL SERVICE FUNDS - REVENUES

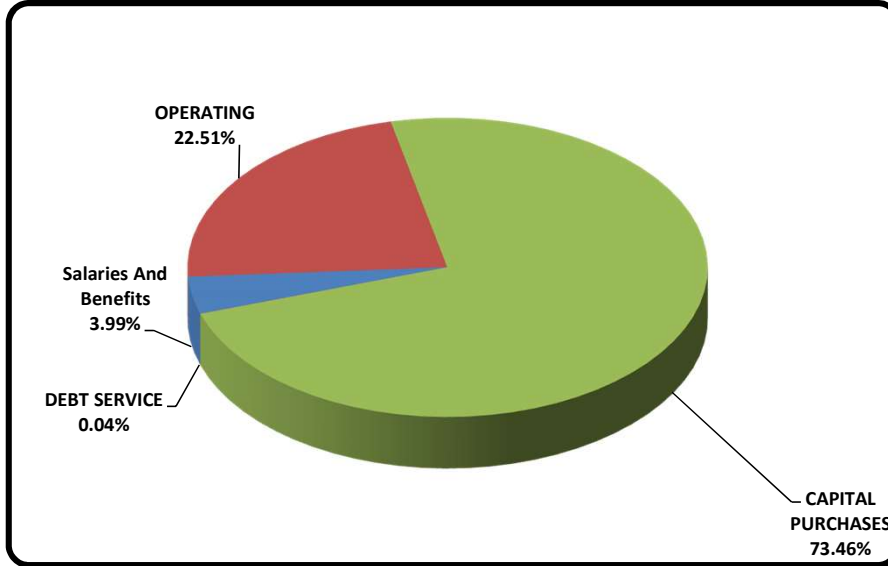


	BUDGET	PERCENT
Intergovernmental Revenue	4,421,332	14.48%
Charges For Services	2,044,467	6.70%
Transfers In	4,059,577	13.30%
Other Financing Sources	700	0.00%
Debt Proceeds	20,000,000	65.52%
TOTAL AVAILABLE RESOURCES	\$ 30,526,076	100.00%

**City of Edgewater
Fiscal YEAR 2023-2024**



INTERNAL SERVICE FUNDS - EXPENSES



Salaries And Benefits
 OPERATING
 CAPITAL PURCHASES
 DEBT SERVICE
TOTAL AVAILABLE RESOURCES

	BUDGET	PERCENT EXPENSES
Salaries And Benefits	1,097,527	3.60%
OPERATING	6,196,140	20.30%
CAPITAL PURCHASES	20,220,750	66.24%
DEBT SERVICE	11,659	0.04%
TOTAL AVAILABLE RESOURCES	\$ 30,526,076	100.00%



450 – PUBLIC WORKS COMPLEX



450 – PUBLIC WORKS COMPLEX REVENUE

CITY OF EDGEWATER
FUND REVENUE

PREPARED 08/22/23, 10:44:24

ACCOUNT NUMBER	ACCOUNT DESCRIPTION	FY2021 Actuals	FY2022 Actuals	Y-T-D Actuals	FY2023 Budget	FY2024 Proposed	COMPARATIVE Variance
PUBLIC WORKS COMPLEX							
450-0000-361.10-10	INTEREST	1,745	218	2,483	0	0	0
* 450-0000-381.01-27	MISC. REVENUE	1,745	218	2,483	0	0	0
450-0000-381.01-27	ARPA ECONOMIC	0	0	0	0	3,000,000	3,000,000
LEVEL	TEXT			TEXT AMT			
1	TRF TO PW COMPLEX FOR GF PORTION OF PHASE I			3,000,000			
				3,000,000			
450-0000-381.04-40	WATER SEWER	0	295,000	0	0	0	0
450-0000-381.04-47	SOLID WASTE UTILITY	0	118,000	0	0	0	0
450-0000-381.04-48	STORMWATER	0	88,500	0	0	0	0
450-0000-381.10-01	GENERAL FUND	0	88,500	0	0	0	0
450-0000-384.01-00	PROCEEDS FRM L/T DEBT	0	0	0	0	20,000,000	20,000,000
LEVEL	TEXT			TEXT AMT			
1	PUBLIC WORK COMPLEX PHASE ONE DEBT			20,000,000			
				20,000,000			
450-0000-389.90-12	UNRESERVED PROPRIETARY	0	0	0	1,062,475	0	1,062,475-
* 450-0000-389.90-12	OTHER SOURCES	0	590,000	0	1,062,475	23,000,000	21,937,525
** 450-0000-389.90-12	PUBLIC WORKS COMPLEX	1,745	590,218	2,483	1,062,475	23,000,000	21,937,525



450 – PUBLIC WORKS COMPLEX EXPENSE

CITY OF EDGEWATER
DEPARTMENT BUDGET

PREPARED 08/22/23, 10:44:30

ACCOUNT NUMBER	ACCOUNT DESCRIPTION	FY2021 Actuals	FY2022 Actuals	YTD FY2023 Actuals	FY2023 Budget	FY2024 Proposed	COMPARATIVE Variance
PUBLIC WORKS COMPLEX							
NON-							
DEPARTMENTAL							
450-5555-580.62-10	BUILDINGS	0	0	748,342	1,062,475	20,000,000	18,937,525
LEVEL	TEXT			TEXT AMT			
1	PUBLIC WORK COMPLEX PHASE ONE			20,000,000			
				20,000,000			
*		0	0	748,342	1,062,475	20,000,000	18,937,525
	450-5555-589.10-01	0	0	0	0	3,000,000	3,000,000
	CURRENT YEAR UNRESERVED						
LEVEL	TEXT			TEXT AMT			
1	GF TRF SET ASSIDE FOR PW COMPLEX PHASE I			3,000,000			
				3,000,000			
*		0	0	0	0	3,000,000	3,000,000
**	DEPARTMENTAL	0	0	748,342	1,062,475	23,000,000	21,937,525
***	NON-	0	0	748,342	1,062,475	23,000,000	21,937,525
****	PUBLIC WORKS COMPLEX	0	0	748,342	1,062,475	23,000,000	21,937,525



501 – INFORMATION TECHNOLOGY



501 – INFORMATION TECHNOLOGY REVENUE

CITY OF EDGEWATER
FUND REVENUE

PREPARED 08/22/23, 10:44:24

ACCOUNT NUMBER	ACCOUNT DESCRIPTION	FY2021 Actuals	FY2022 Actuals	Y-T-D FY2023 Actuals	FY2023 Budget	FY2024 Proposed	COMPARATIVE Variance
INFORMATION TECHNOLOGY							
501-0000-331.50-03	HURRICANE DORIAN 2019	713	0	0	0	0	0
501-0000-334.50-03	HURRICANE DORIAN 2019	119	0	0	0	0	0
*	INTERGOVERNMENTAL REVENUE	832	0	0	0	0	0
501-0000-361.10-10	INTEREST	114	15	610	0	700	700
LEVEL	TEXT			TEXT AMT			
1	PER FINANCE DEPARTMENT - JB 5-10-2023			700			
				700			
*	MISC. REVENUE	114	15	610	0	700	700
501-0000-381.04-40	WATER SEWER	0	0	0	8,000	0	8,000-
501-0000-381.10-01	GENERAL FUND	689,276	1,009,258	747,136	928,563	1,059,577	131,014
LEVEL	TEXT			TEXT AMT			
1	PRELIMINARY PER FINANCE BV 08.10.23			1,059,577			
				1,059,577			
501-0000-389.90-12	UNRESERVED PROPRIETARY	0	0	0	295,060	0	295,060-
*	OTHER SOURCES	689,276	1,009,258	747,136	1,231,623	1,059,577	172,046-
**	INFORMATION TECHNOLOGY	690,222	1,009,273	747,746	1,231,623	1,060,277	171,346-



501 – INFORMATION TECHNOLOGY EXPENSE

CITY OF EDGEWATER
DEPARTMENT BUDGET

PREPARED 08/22/23, 10:44:30

ACCOUNT NUMBER	ACCOUNT DESCRIPTION	FY2021 Actuals	FY2022 Actuals	YTD FY2023 Actuals	FY2023 Budget	FY2024 Proposed	COMPARATIVE Variance
INFORMATION TECHNOLOGY							
FINANCE							
MIS							
501-1302-513.12-10	REGULAR SALARIES	182,221	201,262	179,912	223,148	247,374	24,226
LEVEL	TEXT			TEXT AMT			
1	PER EB 06.22.23			247,374			
				247,374			
501-1302-513.14-10	OVERTIME	0	0	219	270	0	270-
501-1302-513.15-30	CELL PHONE	848	843	634	950	840	110-
LEVEL	TEXT			TEXT AMT			
1	PER EMPLOYEE BUDGET 6-1-23			840			
				840			
501-1302-513.21-10	SOCIAL SECURITY	11,263	12,030	10,804	13,399	14,085	686
LEVEL	TEXT			TEXT AMT			
1	PER EMPLOYEE BUDGET 6-1-23			14,085			
				14,085			
501-1302-513.21-20	MEDICARE	2,634	2,813	2,527	3,132	3,294	162
LEVEL	TEXT			TEXT AMT			
1	PER EMPLOYEE BUDGET 6-1-23			3,294			
				3,294			
501-1302-513.22-20	DCSE	22,661	24,151	21,616	26,829	28,237	1,408
LEVEL	TEXT			TEXT AMT			
1	PER EMPLOYEE BUDGET 6-1-23			28,237			
				28,237			
501-1302-513.23-10	LIFE INS	820	885	774	992	1,081	89
LEVEL	TEXT			TEXT AMT			
1	PER EMPLOYEE BUDGET 6-1-23			1,081			
				1,081			
501-1302-513.23-20	GROUP MEDICAL INSURANCE	45,104	44,846	36,480	46,181	52,080	5,899

CITY OF EDGEWATER
DEPARTMENT BUDGET

PREPARED 08/22/23, 10:44:30

ACCOUNT NUMBER	ACCOUNT DESCRIPTION	FY2021 Actuals	FY2022 Actuals	YTD FY2023 Actuals	FY2023 Budget	FY2024 Proposed	COMPARATIVE Variance
LEVEL 1	TEXT PER EMPLOYEE BUDGET 6-1-23			TEXT AMT 52,080 52,080			
501-1302-513.23-21	HSA-EMPLOYER CONTRIBUTION	1,500	1,500	1,500	1,600	1,500	100-
LEVEL 1	TEXT PER EMPLOYEE BUDGET 6-1-23			TEXT AMT 1,500 1,500			
501-1302-513.23-22	HRA-EMPLOYER CONTRIBUTION	250	0	0	500	500	0
LEVEL 1	TEXT PER FINANCE ESTIMATE 5-2-22 JD			TEXT AMT 500 500			
501-1302-513.23-30	DENTAL INSURANCE	1,536	1,559	1,233	1,576	1,688	112
LEVEL 1	TEXT PER EMPLOYEE BUDGET 6-1-23			TEXT AMT 1,688 1,688			
501-1302-513.23-40	LT DISABILITY	1,467	1,583	1,384	1,770	1,934	164
LEVEL 1	TEXT PER EMPLOYEE BUDGET 6-1-23			TEXT AMT 1,934 1,934			
501-1302-513.23-60	BROKER & ADMIN FEES	1,164	1,406	1,079	1,385	1,404	19
LEVEL 1	TEXT PER EMPLOYEE BUDGET 6-1-23			TEXT AMT 1,404 1,404			
501-1302-513.23-90	OPEB EXPENSE	9,773	2,837	0	0	0	0
501-1302-513.24-10	WORKER'S COMPENSATION	264	300	252	333	353	20
LEVEL 1	TEXT PER EMPLOYEE BUDGET 6-1-23			TEXT AMT 353			

CITY OF EDGEWATER
DEPARTMENT BUDGET

PREPARED 08/22/23, 10:44:30

ACCOUNT NUMBER	ACCOUNT DESCRIPTION	FY2021 Actuals	FY2022 Actuals	YTD FY2023 Actuals	FY2023 Budget	FY2024 Proposed	COMPARATIVE Variance
				353			
501-1302-513.34-10	OTHER CONTRACTUAL SERVICE	215,463	254,436	260,984	268,702	283,352	14,650
LEVEL	TEXT			TEXT AMT			
1	SUPERION ASP			112,000			
	GRANICUS			56,500			
	REDMAN CONSULTING			4,800			
	SELECTRON			49,000			
	ARCHIVE SOCIAL			4,200			
	PEST CONTROL PER FINANCE JD 04-13-23			102			
	MONSIDO (ADA SCAN)			5,200			
	CENTRAL SQUARE UNIVERSITY			7,000			
	OPENGOV			7,800			
	ECIVIS			3,250			
	MCCI LASERFICHE			11,500			
	NOVATIME (TIME & ATTENDENCE)			19,000			
	TRUSTWAVE CYBERSECURITY EDUCATION			3,000			
				283,352			
501-1302-513.40-10	TRAVEL & PER DIEM	100	1,931	249	3,000	4,000	1,000
LEVEL	TEXT			TEXT AMT			
1	ENGAGE CONFERENCE			2,000			
	ESRI CONFERENCE			1,000			
	FLGISA CONFERENCE WINTER & SUMMER			1,000			
				4,000			
501-1302-513.41-10	TELEPHONE	3,609	3,689	2,799	3,760	3,715	45-
LEVEL	TEXT			TEXT AMT			
1	PER FINANCE DEPT. EST- 3/31/23 JD			3,715			
				3,715			
501-1302-513.41-15	CELLULAR	1,685	2,500	1,970	2,795	2,650	145-
LEVEL	TEXT			TEXT AMT			
1	PER FINANCE ESTIMATE 03.31.23 JD			2,650			
				2,650			
501-1302-513.41-20	VOIP / NETWORK	82,907	81,839	67,756	81,400	89,900	8,500
LEVEL	TEXT			TEXT AMT			

ACCOUNT NUMBER	ACCOUNT DESCRIPTION	FY2021 Actuals	FY2022 Actuals	YTD FY2023 Actuals	FY2023 Budget	FY2024 Proposed	COMPARATIVE Variance
1	PER FINANCE DEPT. EST- 3/31/23 JD		89,900	89,900			
501-1302-513.41-40	POSTAGE	0	0	15	15	30	15
LEVEL	TEXT		TEXT	AMT			
1	PRELIMINARY PER FINANCE JD 04-14-23			30			
				30			
501-1302-513.46-10	REPAIR & MAINTENANCE	25	0	0	20	20	0
LEVEL	TEXT		TEXT	AMT			
1	PRELIMINARY PER FINANCE - FIRE EXTINGUISHERS			20			
				20			
501-1302-513.46-20	FLEET CHARGES	1,707	659	1,136	1,527	2,188	661
LEVEL	TEXT		TEXT	AMT			
1	PRELIMINARY PER FINANCE JD 06-12-23			2,188			
				2,188			
501-1302-513.49-10	OTHER CHARGES/OBLIGATIONS	65	0	0	0	0	0
501-1302-513.51-10	OFFICE SUPPLIES	0	301	0	0	0	0
501-1302-513.52-10	OPERATING SUPPLIES	102,893	178,816	58,333	65,685	71,000	5,315
LEVEL	TEXT		TEXT	AMT			
1	BARRACUDA ESS ANNUAL MAINTENANCE			10,000			
	BARRACUDA BACKUP ANNUAL MAINTENANCE			13,000			
	CAMERA SYSTEM ANNUAL MAINTENANCE			9,000			
	ARCGIS ANNUAL MAINTENANCE			3,000			
	ARCGIS ONLINE ANNUAL MAINTENANCE			2,500			
	SOPHOS ANTIVIRUS ANNUAL MAINTENANCE			8,500			
	PRINTER MAINTENANCE			2,000			
	NETWORK INFRASTRUCTURE			4,000			
	WARRANTY EXTENSION FOR SERVERS			7,000			
	BACKUP BATTERIES			2,500			
	LAPTOP SUPPLIES			2,000			
	DESKTOP AND SERVER SUPPLIES			2,000			
	ADOBE ACROBAT ANNUAL MAINTENANCE			2,500			
	ZOOM SUBSCRIPTION			3,000			
				71,000			

CITY OF EDGEWATER
DEPARTMENT BUDGET

PREPARED 08/22/23, 10:44:30

ACCOUNT NUMBER	ACCOUNT DESCRIPTION	FY2021 Actuals	FY2022 Actuals	YTD FY2023 Actuals	FY2023 Budget	FY2024 Proposed	COMPARATIVE Variance
501-1302-513.52-20	UNLEADED & DIESEL	164	240	53	198	97	101-
LEVEL	TEXT			TEXT AMT			
1	FUEL ESTIMATE 6-12-23 JD			97			
				97			
501-1302-513.54-10	BOOKS, PUBS, SUBS, & MEM	200	200	395	395	250	145-
LEVEL	TEXT			TEXT AMT			
1	FLGISA			250			
				250			
501-1302-513.54-20	EDUCATIONAL DEVELOPMENT	0	0	0	0	6,488	6,488
LEVEL	TEXT			TEXT AMT			
1	CGCIO PROGRAM - STERBA			2,513			
	WGU TUITION B.S.I.T DEGREE - JASMINSKI			3,975			
				6,488			
*		690,323	820,626	652,104	749,562	818,060	68,498
**	MIS	690,323	820,626	652,104	749,562	818,060	68,498
***	FINANCE	690,323	820,626	652,104	749,562	818,060	68,498

CITY OF EDGEWATER
DEPARTMENT BUDGET

PREPARED 08/22/23, 10:44:30

ACCOUNT NUMBER	ACCOUNT DESCRIPTION	FY2021 Actuals	FY2022 Actuals	YTD FY2023 Actuals	FY2023 Budget	FY2024 Proposed	COMPARATIVE Variance
NON-DEPARTMENTAL							
501-5555-580.23-80	PTO EXPENSE	5,714	1,762	0	0	0	0
501-5555-580.45-10	GENERAL LIABILITY	819	831	1,072	1,072	1,227	155
LEVEL	TEXT			TEXT AMT			
1	PER FINANCE ESTIMATE JD 06.12.23			1,227			
				1,227			
501-5555-580.45-15	PROPERTY	2,664	2,719	3,247	3,247	6,571	3,324
LEVEL	TEXT			TEXT AMT			
1	PER FINANCE ESTIMATE JD 06.12.23			6,571			
				6,571			
501-5555-580.45-20	PUBLIC OFFICIALS	623	653	808	808	889	81
LEVEL	TEXT			TEXT AMT			
1	PER FINANCE ESTIMATE JD 06.12.23			889			
				889			
501-5555-580.45-25	AUTOMOBILE	767	851	966	966	1,074	108
LEVEL	TEXT			TEXT AMT			
1	PER FINANCE ESTIMATE JD 06.12.23			1,074			
				1,074			
501-5555-580.45-65	COMPUTER/NETWORK	0	26	35	36	47	11
LEVEL	TEXT			TEXT AMT			
1	PER FINANCE ESTIMATE JD 06.12.23			47			
				47			
501-5555-580.59-10	DEPRECIATION	34,016	19,397	0	0	0	0
501-5555-580.64-10	MACHINERY & EQUIPMENT	0	0	345,463	424,238	220,750	203,488-
LEVEL	TEXT			TEXT AMT			
1	REPLACEMENT DESKTOPS CITY WIDE			10,000			
	PENETRATION TESTING			2,000			
	OFFICE 365 MIGRATION			38,000			

CITY OF EDGEWATER
DEPARTMENT BUDGET

PREPARED 08/22/23, 10:44:30

ACCOUNT NUMBER	ACCOUNT DESCRIPTION	FY2021 Actuals	FY2022 Actuals	YTD FY2023 Actuals	FY2023 Budget	FY2024 Proposed	COMPARATIVE Variance
	FD RADIOS		100,000				
	PUBLIC WORKS SERVER / FLEET MAINTENANCE SOFTWARE		13,500				
	15 FLOCK LICENSE PLATE READERS		57,250				
			220,750				
501-5555-580.64-20	MOTOR VEHICLES	0	0	0	40,000	0	40,000-
501-5555-580.71-28	BBT CAP IMP REV NOTE 2014	0	1-	11,172	11,280	11,520	240
LEVEL	TEXT		TEXT	AMT			
1	PER FINANCE DEPT JD 4-18-23			11,520			
				11,520			
501-5555-580.72-28	BBT CAP IMP REV NOTE 2014	916	654	272	414	139	275-
LEVEL	TEXT		TEXT	AMT			
1	PER FINANCE DEPT JD 4-18-23			139			
				139			
*		45,519	26,892	363,035	482,061	242,217	239,844-
**	DEPARTMENTAL	45,519	26,892	363,035	482,061	242,217	239,844-
***	NON-	45,519	26,892	363,035	482,061	242,217	239,844-
****	INFORMATION TECHNOLOGY	735,842	847,518	1,015,139	1,231,623	1,060,277	171,346-



502 - FLEET



502 – FLEET REVENUE

CITY OF EDGEWATER
FUND REVENUE

PREPARED 08/22/23, 10:44:24

ACCOUNT NUMBER	ACCOUNT DESCRIPTION	FY2021 Actuals	FY2022 Actuals	Y-T-D FY2023 Actuals	FY2023 Budget	FY2024 Proposed	COMPARATIVE Variance
FLEET							
502-0000-331.50-03	HURRICANE DORIAN 2019	130	0	0	0	0	0
502-0000-334.50-03	HURRICANE DORIAN 2019	22	0	0	0	0	0
*	INTERGOVERNMENTAL REVENUE	152	0	0	0	0	0
502-0000-341.20-11	FLEET	694,445	697,874	746,138	918,176	865,984	52,192-
LEVEL	TEXT			TEXT AMT			
1	FLEET ESTIMATE 6-12-23 JD			865,984			
				865,984			
502-0000-341.20-12	UNLEADED & DIESEL	339,785	529,153	322,769	779,701	420,246	359,455-
LEVEL	TEXT			TEXT AMT			
1	FUEL ESTIMATE 6-12-23 JD (EXCLUDES MARKUP)			420,246			
				420,246			
502-0000-341.20-22	FUEL & OIL MARKUP	8,495	13,229	8,069	19,992	10,776	9,216-
LEVEL	TEXT			TEXT AMT			
1	FUEL ESTIMATE 6-12-23 JD (2.5% OF UNLEADED AND DIESEL 341.20-12)			10,776			
				10,776			
*	CHARGES FOR SERVICES	1,042,725	1,240,256	1,076,976	1,717,869	1,297,006	420,863-
502-0000-361.10-10	INTEREST	258	51	1,313	0	0	0
502-0000-364.42-10	INSURANCE PROCEEDS	496	0	0	0	0	0
502-0000-365.10-00	SALES / SURPLUS	1,571	2,136	654	1,500	0	1,500-
502-0000-369.31-00	SETTLEMENTS	0	0	5,798	0	0	0
502-0000-369.90-10	MISC REVENUE	771	0	0	0	0	0
*	MISC. REVENUE	3,096	2,187	7,765	1,500	0	1,500-
502-0000-381.10-01	GENERAL FUND	0	0	0	50,213	0	50,213-
502-0000-389.90-12	UNRESERVED PROPRIETARY	0	0	0	2,262	0	2,262-
LEVEL	TEXT			TEXT AMT			
1	USE OF FUND BALANCE						
*	OTHER SOURCES	0	0	0	52,475	0	52,475-
**	FLEET	1,045,973	1,242,443	1,084,741	1,771,844	1,297,006	474,838-



502 – FLEET EXPENSE

CITY OF EDGEWATER
DEPARTMENT BUDGET

PREPARED 08/22/23, 10:44:30

ACCOUNT NUMBER	ACCOUNT DESCRIPTION	FY2021 Actuals	FY2022 Actuals	YTD FY2023 Actuals	FY2023 Budget	FY2024 Proposed	COMPARATIVE Variance
FLEET							
ENVIRONMENTAL SERVICES							
INTERNAL SERVICE							
502-4090-519.12-10	REGULAR SALARIES	168,462	165,459	186,002	218,532	237,647	19,115
LEVEL	TEXT			TEXT AMT			
1	SALARIES PER EMPLOYEE BUDGET			241,037			
	LESS: OVERTIME			3,390-			
				237,647			
502-4090-519.14-10	OVERTIME	539	1,207	1,389	1,682	3,390	1,708
LEVEL	TEXT			TEXT AMT			
1	SALARIES PER EMPLOYEE BUDGET			3,390			
				3,390			
502-4090-519.15-30	CELL PHONE	609	615	440	720	641	79-
LEVEL	TEXT			TEXT AMT			
1	PER EMPLOYEE BUDGET 6-1-23			641			
				641			
502-4090-519.15-50	TOOL ALLOWANCE	847	532	315	420	420	0
LEVEL	TEXT			TEXT AMT			
1	TOOL ALLOWANCE EB 4/20/23			420			
				420			
502-4090-519.15-60	BOOT ALLOWANCE	528	450	273	600	700	100
LEVEL	TEXT			TEXT AMT			
1	BOOT ALLOWANCE DY 4/20/23			700			
				700			
502-4090-519.21-10	FICA TAXES	10,407	10,239	11,590	13,224	13,717	493
LEVEL	TEXT			TEXT AMT			
1	PER EMPLOYEE BUDGET 6-1-23			13,717			
				13,717			
502-4090-519.21-20	MEDICARE	2,434	2,395	2,711	3,092	3,208	116

CITY OF EDGEWATER
DEPARTMENT BUDGET

PREPARED 08/22/23, 10:44:30

ACCOUNT NUMBER	ACCOUNT DESCRIPTION	FY2021 Actuals	FY2022 Actuals	YTD FY2023 Actuals	FY2023 Budget	FY2024 Proposed	COMPARATIVE Variance
LEVEL 1	TEXT PER EMPLOYEE BUDGET 6-1-23			TEXT AMT 3,208 3,208			
502-4090-519.22-20	DCSE	20,482	20,000	22,487	25,642	22,145	3,497-
LEVEL 1	TEXT PER EMPLOYEE BUDGET 6-1-23			TEXT AMT 22,145 22,145			
502-4090-519.23-10	LIFE INS	765	765	650	984	1,022	38
LEVEL 1	TEXT PER EMPLOYEE BUDGET 6-1-23			TEXT AMT 1,022 1,022			
502-4090-519.23-20	GROUP MEDICAL INSURANCE	37,018	33,085	26,029	46,363	43,699	2,664-
LEVEL 1	TEXT PER EMPLOYEE BUDGET 6-1-23			TEXT AMT 43,699 43,699			
502-4090-519.23-21	HSA-EMPLOYER CONTRIBUTION	2,800	3,113	2,665	2,800	2,750	50-
LEVEL 1	TEXT PER EMPLOYEE BUDGET 6-1-23			TEXT AMT 2,750 2,750			
502-4090-519.23-22	HRA-EMPLOYER CONTRIBUTION	0	0	0	500	500	0
LEVEL 1	TEXT PER FINANCE ESTIMATE 5-2-22 JD			TEXT AMT 500 500			
502-4090-519.23-30	DENTAL INSURANCE	873	852	718	1,359	1,077	282-
LEVEL 1	TEXT PER EMPLOYEE BUDGET 6-1-23			TEXT AMT 1,077 1,077			
502-4090-519.23-40	LT DISABILITY	1,057	1,007	837	1,352	1,397	45

CITY OF EDGEWATER
DEPARTMENT BUDGET

PREPARED 08/22/23, 10:44:30

ACCOUNT NUMBER	ACCOUNT DESCRIPTION	FY2021 Actuals	FY2022 Actuals	YTD FY2023 Actuals	FY2023 Budget	FY2024 Proposed	COMPARATIVE Variance
LEVEL 1	TEXT PER EMPLOYEE BUDGET 6-1-23			TEXT AMT 1,397 1,397			
502-4090-519.23-60	BROKER & ADMIN FEES	932	1,027	770	1,158	1,198	40
LEVEL 1	TEXT PER FINANCE ESTIMATE 4.17.23 JD			TEXT AMT 1,198 1,198			
502-4090-519.23-90	OPEB EXPENSE	13,030	3,783	0	0	0	0
502-4090-519.24-10	WORKER'S COMPENSATION	4,019	3,906	3,722	8,015	4,443	3,572-
LEVEL 1	TEXT PER EMPLOYEE BUDGET 6-1-23			TEXT AMT 4,443 4,443			
502-4090-519.31-10	PROFESSIONAL SERVICES	0	710	0	1,500	2,500	1,000
LEVEL 1	TEXT ANNUAL FUEL TANK INSPECTION DY 4/20/23			TEXT AMT 2,500 2,500			
502-4090-519.34-10	OTHER CONTRACTUAL SERVICE	1,662	910	2,281	2,417	796	1,621-
LEVEL 1	TEXT PEST CONTROL PER FINANCE JD 04-13-23 GAS TANK PERMIT DY 4/20/23 JANITORIAL EXPENSE PER FINANCE DEPT. EST 4-12-23			TEXT AMT 218 50 528 796			
502-4090-519.40-10	TRAVEL & PER DIEM	0	0	0	366	366	0
LEVEL 1	TEXT ASE TEST MEALS DY 4/20/23 EVT TRAINING MEALS DY 4/20/23 FLAGFLA MEALS DY 4/20/23 SHERIFF'S TRADE SHOW MEALS DY 4/20/23 HYDRAULIC TRAINING HOTEL & MEALS DY 4/20/23			TEXT AMT 100 44 11 11 200 366			

CITY OF EDGEWATER
DEPARTMENT BUDGET

PREPARED 08/22/23, 10:44:30

ACCOUNT NUMBER	ACCOUNT DESCRIPTION	FY2021 Actuals	FY2022 Actuals	YTD FY2023 Actuals	FY2023 Budget	FY2024 Proposed	COMPARATIVE Variance
502-4090-519.43-10	ELECTRIC	3,934	4,939	2,236	4,229	5,240	1,011
LEVEL	TEXT			TEXT AMT			
1	PER FINANCE DEPT. EST- 4/12/23 JD			5,240			
				5,240			
502-4090-519.44-10	RENT	2,247	0	0	0	0	0
502-4090-519.46-10	REPAIR & MAINTENANCE	7,135	15,308	20,935	20,955	17,250	3,705-
LEVEL	TEXT			TEXT AMT			
1	SHOP KEY MAINTENANCE DY 4/20/23			3,500			
	SCANNER UPDATEDY 4/20/23			5,500			
	SYNTECH GAS MAINT AGREEMENT DY 4/20/23			4,000			
	HOSES, NOZZLES, FILTERS FOR GAS TANKS DY 4/20/23			1,500			
	GENERATOR MAINTENANCE DY 4/20/23			750			
	VEHICLE LIFT MAINTENANCE DY 4/20/23			2,000			
				17,250			
502-4090-519.46-20	FLEET CHARGES	8,602	6,113	7,685	11,237	6,126	5,111-
LEVEL	TEXT			TEXT AMT			
1	PRELIMINARY PER FINANCE JD 06-12-23			6,126			
				6,126			
502-4090-519.49-10	OTHER CHARGES/OBLIGATIONS	1,194	1,259	213	3,190	22,632	19,442
LEVEL	TEXT			TEXT AMT			
1	DRY SORB & OIL PICK UP DY 4/20/23			2,500			
	TANK LEASE DY 4/20/23			700			
	GPS MONITORING SERVICE 75 COUNT			17,682			
	GPS MODULES			1,750			
				22,632			
502-4090-519.51-10	OFFICE SUPPLIES	51	243	0	400	400	0
LEVEL	TEXT			TEXT AMT			
1	PRINT CARTRIDGES DY 4/20/23			200			
	COPY PAPER DY 4/20/23			200			
				400			
502-4090-519.52-10	OPERATING SUPPLIES	16,686	7,197	3,554	16,300	16,000	300-

CITY OF EDGEWATER
DEPARTMENT BUDGET

PREPARED 08/22/23, 10:44:30

ACCOUNT NUMBER	ACCOUNT DESCRIPTION	FY2021 Actuals	FY2022 Actuals	YTD FY2023 Actuals	FY2023 Budget	FY2024 Proposed	COMPARATIVE Variance
LEVEL	TEXT			TEXT AMT			
1	SHOP SUPPLIES DY 4/20/23			1,500			
	SHOP TOOLS DY 4/20/23			5,000			
	JACKS DY 4/20/23			4,000			
	WELDING TORCH ASSEMBLY DY 4/20/23			2,500			
	HOSE, REEL & PUMP DY 4/20/23			3,000			
				16,000			
502-4090-519.52-20	UNLEADED & DIESEL	460	577	473	603	457	146-
LEVEL	TEXT			TEXT AMT			
1	FUEL ESTIMATE 6-12-23 JD			457			
				457			
502-4090-519.52-30	UNIFORMS	630	271	829	1,025	825	200-
LEVEL	TEXT			TEXT AMT			
1	UNIFORMS DY 4/20/23			825			
				825			
502-4090-519.54-10	BOOKS, PUBS, SUBS, & MEM	564	0	2,995	3,000	350	2,650-
LEVEL	TEXT			TEXT AMT			
1	FLAGFLA MEMBERSHIP DY 4/20/23			50			
	REPAIR SHOP MANUAL DY 4/20/23			300			
				350			
502-4090-519.54-20	EDUCATIONAL DEVELOPMENT	124	0	1,875	3,125	4,425	1,300
LEVEL	TEXT			TEXT AMT			
1	ASE TESTING DY 4/20/23			2,000			
	FLAGFLA TRADE SHOW DY 4/20/23			200			
	FL SHERIFFS TRADE SHOW DY 4/20/23			225			
	EVT TRAINING DY 4/20/23			200			
	HYDRAULIC/EM TRAINING DY 4/20/23			600			
	APWA FLEET MGMT CERTIFICATION DY 4/20/23			1,200			
				4,425			
*		308,091	285,962	303,674	394,790	415,321	20,531
**	INTERNAL SERVICE	308,091	285,962	303,674	394,790	415,321	20,531
***	ENVIRONMENTAL SERVICES	308,091	285,962	303,674	394,790	415,321	20,531

CITY OF EDGEWATER
DEPARTMENT BUDGET

PREPARED 08/22/23, 10:44:30

ACCOUNT NUMBER	ACCOUNT DESCRIPTION	FY2021 Actuals	FY2022 Actuals	YTD FY2023 Actuals	FY2023 Budget	FY2024 Proposed	COMPARATIVE Variance
NON-DEPARTMENTAL							
502-5555-580.23-80	PTO EXPENSE	8,401	1,417-	0	0	0	0
502-5555-580.45-10	GENERAL LIABILITY	1,943	1,971	2,541	2,542	2,909	367
LEVEL	TEXT			TEXT AMT			
1	PER FINANCE ESTIMATE JD 06.12.23			2,909			
				2,909			
502-5555-580.45-15	PROPERTY	6,313	6,444	7,695	7,696	15,572	7,876
LEVEL	TEXT			TEXT AMT			
1	PER FINANCE ESTIMATE JD 06.12.23			15,572			
				15,572			
502-5555-580.45-20	PUBLIC OFFICIALS	1,475	1,546	1,913	1,914	2,105	191
LEVEL	TEXT			TEXT AMT			
1	PER FINANCE ESTIMATE JD 06.12.23			2,105			
				2,105			
502-5555-580.45-25	AUTOMOBILE	1,818	2,016	2,289	2,289	2,545	256
LEVEL	TEXT			TEXT AMT			
1	PER FINANCE ESTIMATE JD 06.12.23			2,545			
				2,545			
502-5555-580.45-35	ENVIRONMENTAL LIABILITY	3,787	4,090	4,090	4,090	4,212	122
LEVEL	TEXT			TEXT AMT			
1	PER FINANCE ESTIMATE JD 06.12.23			4,212			
				4,212			
502-5555-580.45-65	COMPUTER/NETWORK	0	62	84	85	111	26
LEVEL	TEXT			TEXT AMT			
1	PER FINANCE ESTIMATE JD 06.12.23			111			
				111			
502-5555-580.49-10	OTHER CHARGES/OBLIGATIONS	0	5,672	1,721	10,000	10,000	0

CITY OF EDGEWATER
DEPARTMENT BUDGET

PREPARED 08/22/23, 10:44:30

ACCOUNT NUMBER	ACCOUNT DESCRIPTION	FY2021 Actuals	FY2022 Actuals	YTD FY2023 Actuals	FY2023 Budget	FY2024 Proposed	COMPARATIVE Variance
LEVEL	TEXT			TEXT AMT			
1	VEHICLE COLLISION REPAIR			10,000			
				10,000			
502-5555-580.52-20	UNLEADED & DIESEL	339,785	697,694	154,228	799,693	431,022	368,671-
LEVEL	TEXT			TEXT AMT			
1	FUEL ESTIMATE 6-12-23 JD			431,022			
				431,022			
502-5555-580.52-24	INVENTORY UNLEADED	0	72,855-	52,213	0	0	0
502-5555-580.52-26	INVENTORY DIESEL	0	63,370-	75,659	0	0	0
502-5555-580.52-30	COGS PARTS	0	0	50,112	50,213	0	50,213-
502-5555-580.52-90	COGS PARTS	297,712	342,181	284,518	393,532	413,209	19,677
LEVEL	TEXT			TEXT AMT			
1	PER FINANCE DEPARTMENT - PRELIMINARY; 6/12/23 JD			413,209			
				413,209			
502-5555-580.59-10	DEPRECIATION	4,956	5,655	0	0	0	0
502-5555-580.64-20	MOTOR VEHICLES	0	0	0	80,000	0	80,000-
*		666,190	929,689	637,063	1,352,054	881,685	470,369-
502-5555-589.10-01	CURRENT YEAR UNRESERVED	0	0	0	25,000	0	25,000-
*		0	0	0	25,000	0	25,000-
**	DEPARTMENTAL	666,190	929,689	637,063	1,377,054	881,685	495,369-
***	NON-	666,190	929,689	637,063	1,377,054	881,685	495,369-
****	FLEET	974,281	1,215,651	940,737	1,771,844	1,297,006	474,838-



503 – PROPERTY AND LIABILITY INSURANCE
FUND



503 – PROPERTY AND LIABILITY INSURANCE
FUND REVENUE

CITY OF EDGEWATER
FUND REVENUE

PREPARED 08/22/23, 10:44:24

ACCOUNT NUMBER	ACCOUNT DESCRIPTION	FY2021 Actuals	FY2022 Actuals	Y-T-D Actuals	FY2023 Budget	FY2024 Proposed	COMPARATIVE Variance
LOSS							
503-0000-341.30-01	GENERAL FUND	160,669	177,334	210,483	227,073	314,457	87,384
LEVEL	TEXT		TEXT AMT				
1	PER FINANCE ESTIMATE JD 06.12.23		314,457				
			314,457				
503-0000-341.34-40	WATER/SEWER FUND	136,142	145,111	170,580	174,295	289,154	114,859
LEVEL	TEXT		TEXT AMT				
1	PER FINANCE ESTIMATE JD 06.12.23		289,154				
			289,154				
503-0000-341.34-47	REFUSE FUND	36,037	37,572	45,319	45,319	72,530	27,211
LEVEL	TEXT		TEXT AMT				
1	PER FINANCE ESTIMATE JD 06.12.23		72,530				
			72,530				
503-0000-341.34-48	STORMWATER FUND	16,922	17,643	21,280	21,280	34,058	12,778
LEVEL	TEXT		TEXT AMT				
1	PER FINANCE ESTIMATE JD 06.12.23		34,058				
			34,058				
503-0000-341.35-01	MIS FUND	4,873	5,081	6,128	6,128	9,808	3,680
LEVEL	TEXT		TEXT AMT				
1	PER FINANCE ESTIMATE JD 06.12.23		9,808				
			9,808				
503-0000-341.35-02	FLEET MAINTENANCE FUND	11,548	16,130	14,523	18,613	27,454	8,841
LEVEL	TEXT		TEXT AMT				
1	PER FINANCE ESTIMATE JD 06.12.23		27,454				
			27,454				
* CHARGES FOR SERVICES		366,191	398,871	468,313	492,708	747,461	254,753
503-0000-361.10-10	INTEREST	8	2	41	0	0	0
* MISC. REVENUE		8	2	41	0	0	0
** LOSS		366,199	398,873	468,354	492,708	747,461	254,753



503 – PROPERTY AND LIABILITY INSURANCE
FUND EXPENSE

CITY OF EDGEWATER
DEPARTMENT BUDGET

PREPARED 08/22/23, 10:44:30

ACCOUNT NUMBER	ACCOUNT DESCRIPTION	FY2021 Actuals	FY2022 Actuals	YTD FY2023 Actuals	FY2023 Budget	FY2024 Proposed	COMPARATIVE Variance
LOSS NON- DEPARTMENTAL							
503-5555-580.45-10	GENERAL LIABILITY	56,761	57,579	74,260	74,260	85,000	10,740
LEVEL	TEXT			TEXT AMT			
1	PER FINANCE ESTIMATE JD 06.12.23			85,000			
				85,000			
503-5555-580.45-15	PROPERTY	184,450	188,444	239,787	239,787	455,000	215,213
LEVEL	TEXT			TEXT AMT			
1	PER FINANCE ESTIMATE JD 06.12.23			455,000			
				455,000			
503-5555-580.45-20	PUBLIC OFFICIALS	43,083	45,176	53,443	55,900	61,500	5,600
LEVEL	TEXT			TEXT AMT			
1	PER FINANCE ESTIMATE JD 06.12.23			61,500			
				61,500			
503-5555-580.45-25	AUTOMOBILE	53,112	59,128	68,401	68,401	74,350	5,949
LEVEL	TEXT			TEXT AMT			
1	PER FINANCE ESTIMATE JD 06.12.23			74,350			
				74,350			
503-5555-580.45-30	CRIME/EMPLOYEE DISHONESTY	2,000	2,000	2,177	2,177	2,250	73
LEVEL	TEXT			TEXT AMT			
1	PER FINANCE ESTIMATE JD 06.12.23			2,250			
				2,250			
503-5555-580.45-35	ENVIRONMENTAL LIABILITY	0	11,890	0	7,408	12,246	4,838
LEVEL	TEXT			TEXT AMT			
1	PER FINANCE ESTIMATE JD 06.12.23			12,246			
				12,246			
503-5555-580.45-40	POLICE PROF LIABILITY	23,239	23,585	27,337	27,337	31,000	3,663
LEVEL	TEXT			TEXT AMT			

CITY OF EDGEWATER
DEPARTMENT BUDGET

PREPARED 08/22/23, 10:44:30

ACCOUNT NUMBER	ACCOUNT DESCRIPTION	FY2021 Actuals	FY2022 Actuals	YTD FY2023 Actuals	FY2023 Budget	FY2024 Proposed	COMPARATIVE Variance
1	PER FINANCE ESTIMATE JD 06.12.23			31,000 31,000			
503-5555-580.45-45	FIDUCIARY	0	0	5,034	5,534	12,865	7,331
LEVEL	TEXT			TEXT AMT			
1	PER FINANCE ESTIMATE JD 06.12.23			12,865 12,865			
503-5555-580.45-50	POLICE AD&D	3,545	3,892	3,892	3,892	4,000	108
LEVEL	TEXT			TEXT AMT			
1	PER FINANCE ESTIMATE JD 06.12.23			4,000 4,000			
503-5555-580.45-60	FIRE CANCE	0	0	5,555	5,555	6,000	445
LEVEL	TEXT			TEXT AMT			
1	PER FINANCE ESTIMATE JD 06.12.23			6,000 6,000			
503-5555-580.45-65	COMPUTER/NETWORK	0	1,820	2,457	2,457	3,250	793
LEVEL	TEXT			TEXT AMT			
1	PER FINANCE ESTIMATE JD 06.12.23			3,250 3,250			
*		366,190	393,514	482,343	492,708	747,461	254,753
**	DEPARTMENTAL	366,190	393,514	482,343	492,708	747,461	254,753
***	NON-	366,190	393,514	482,343	492,708	747,461	254,753
****	LOSS	366,190	393,514	482,343	492,708	747,461	254,753



504 – FULLY INSURED



504 – FULLY INSURED REVENUE

CITY OF EDGEWATER
FUND REVENUE

PREPARED 08/22/23, 10:44:24

ACCOUNT NUMBER	ACCOUNT DESCRIPTION	FY2021 Actuals	FY2022 Actuals	Y-T-D Actuals	FY2023 Budget	FY2024 Proposed	COMPARATIVE Variance
FULLY INSURED INSURANCE							
504-0000-340.20-10	HEALTH - COBRA	18,728	42,985	57,850	33,874	80,145	46,271
LEVEL	TEXT		TEXT AMT				
1	PER EMPLOYEE BUDGET - JD 6-13-2023		80,145				
			80,145				
504-0000-340.20-20	HEALTH - EMPLOYER	2,146,543	2,133,742	1,856,668	2,557,311	3,019,844	462,533
LEVEL	TEXT		TEXT AMT				
1	PER EMPLOYEE BUDGET - JD 6-13-2023		3,019,844				
			3,019,844				
504-0000-340.20-21	HEALTH - EMPLOYEE	227,436	219,826	195,947	267,308	320,096	52,788
LEVEL	TEXT		TEXT AMT				
1	PER EMPLOYEE BUDGET - JD 6-13-2023		320,096				
			320,096				
504-0000-340.20-22	HSA - EMPLOYER	119,922	135,883	178,358	212,900	222,151	9,251
LEVEL	TEXT		TEXT AMT				
1	PER EMPLOYEE BUDGET - JD 6-13-2023		222,151				
			222,151				
504-0000-340.20-23	HSA - EMPLOYEE	15,583	19,385	20,434	25,560	21,249	4,311-
LEVEL	TEXT		TEXT AMT				
1	PER EMPLOYEE BUDGET - JD 6-13-2023		21,249				
			21,249				
504-0000-340.20-24	HRA - EMPLOYER	4,013	2,129	0	23,250	23,250	0
LEVEL	TEXT		TEXT AMT				
1	PER EMPLOYEE BUDGET 6-13-23		23,250				
			23,250				
504-0000-340.20-30	BROKERAGE & ADMIN FEE REV	55,151	66,761	52,414	64,600	65,500	900
LEVEL	TEXT		TEXT AMT				
1	PER EMPLOYEE BUDGET 6-13-23		65,500				
			65,500				
504-0000-340.21-20	LIFE - EMPLOYER	62,482	65,094	60,413	53,790	63,375	9,585
LEVEL	TEXT		TEXT AMT				
1	PER EMPLOYEE BUDGET 6-13-23		63,375				
			63,375				

CITY OF EDGEWATER
FUND REVENUE

PREPARED 08/22/23, 10:44:24

ACCOUNT NUMBER	ACCOUNT DESCRIPTION	FY2021 Actuals	FY2022 Actuals	Y-T-D Actuals	FY2023 Budget	FY2024 Proposed	COMPARATIVE Variance
504-0000-340.22-10	DENTAL - COBRA	154	1,115-	1,031	413	912	499
LEVEL	TEXT		TEXT AMT				
1	PER EMPLOYEE BUDGET 6-13-23		912				
			912				
504-0000-340.22-20	DENTAL - EMPLOYER	53,578	56,852	50,332	50,443	51,830	1,387
LEVEL	TEXT		TEXT AMT				
1	PER EMPLOYEE BUDGET 6-13-23		51,830				
			51,830				
504-0000-340.22-21	DENTAL - EMPLOYEE	35,591	38,368	33,837	34,302	34,802	500
LEVEL	TEXT		TEXT AMT				
1	PER EMPLOYEE BUDGET 6-13-23		34,802				
			34,802				
504-0000-340.23-20	LTD - EMPLOYER	69,070	76,000	72,668	95,864	112,975	17,111
LEVEL	TEXT		TEXT AMT				
1	PER EMPLOYEE BUDGET 6-13-23		112,975				
			112,975				
*	CHARGES FOR SERVICES	2,808,251	2,855,910	2,579,952	3,419,615	4,016,129	596,514
504-0000-361.10-10	INTEREST	623	137	3,812	0	0	0
504-0000-368.20-10	EMPLOYER	115,715	115,715	0	0	0	0
504-0000-369.90-10	MISC REVENUE	0	0	41,089	0	0	0
*	MISC. REVENUE	116,338	115,852	44,901	0	0	0
**	FULLY INSURED INSURANCE	2,924,589	2,971,762	2,624,853	3,419,615	4,016,129	596,514



504 – FULLY INSURED EXPENSE

CITY OF EDGEWATER
DEPARTMENT BUDGET

PREPARED 08/22/23, 10:44:30

ACCOUNT NUMBER	ACCOUNT DESCRIPTION	FY2021 Actuals	FY2022 Actuals	YTD FY2023 Actuals	FY2023 Budget	FY2024 Proposed	COMPARATIVE Variance
FULLY INSURED INSURANCE NON- DEPARTMENTAL							
504-5555-580.31-10	PROFESSIONAL SERVICES	55,151	66,716	47,229	65,500	65,500	0
LEVEL	TEXT			TEXT AMT			
1	BROWN & BROWN INSURANCE FEES ESTIMATE PER FINANCE DEPARTMENT - JD 04-17-23			58,300			
	MEDCOM FEES ESTIMATE PER FINANCE DEPARTMENT - JD 04-17-23			7,200			
				65,500			
504-5555-580.45-01	HEALTH INSURANCE PREMIUMS	2,395,084	2,392,747	1,911,022	2,848,493	3,420,085	571,592
LEVEL	TEXT			TEXT AMT			
1	PER EMPLOYEE BUDGET 6-13-23			3,420,085			
				3,420,085			
504-5555-580.45-02	HEALTH SAVINGS ACCT	135,505	155,268	200,297	247,560	243,400	4,160-
LEVEL	TEXT			TEXT AMT			
1	PER EMPLOYEE BUDGET 6-13-23			243,400			
				243,400			
504-5555-580.45-03	DENTAL INSURANCE PREMIUMS	90,114	96,546	76,210	85,158	87,544	2,386
LEVEL	TEXT			TEXT AMT			
1	PER EMPLOYEE BUDGET 6-13-23			87,544			
				87,544			
504-5555-580.45-04	HRA Employer Expense	4,332	2,661	1,631	23,250	23,250	0
LEVEL	TEXT			TEXT AMT			
1	PER EMPLOYEE BUDGET 6-13-23			23,250			
				23,250			
504-5555-580.45-05	LIFE INSURANCE PREMIUMS	39,719	39,271	32,591	53,790	63,375	9,585
LEVEL	TEXT			TEXT AMT			
1	PER EMPLOYEE BUDGET 6-13-23			63,375			
				63,375			

CITY OF EDGEWATER
DEPARTMENT BUDGET

PREPARED 08/22/23, 10:44:30

ACCOUNT NUMBER	ACCOUNT DESCRIPTION	FY2021 Actuals	FY2022 Actuals	YTD FY2023 Actuals	FY2023 Budget	FY2024 Proposed	COMPARATIVE Variance
504-5555-580.45-07	LTD PREMIUMS	24,613	25,816	22,610	95,864	112,975	17,111

LEVEL TEXT
1 PER EMPLOYEE BUDGET 6-13-23

TEXT AMT
112,975
112,975

*		2,744,518	2,779,025	2,291,590	3,419,615	4,016,129	596,514
**	DEPARTMENTAL	2,744,518	2,779,025	2,291,590	3,419,615	4,016,129	596,514
***	NON-	2,744,518	2,779,025	2,291,590	3,419,615	4,016,129	596,514
****	FULLY INSURED INSURANCE	2,744,518	2,779,025	2,291,590	3,419,615	4,016,129	596,514



505 – WORKERS COMPENSATION



505 – WORKERS COMPENSATION REVENUE

CITY OF EDGEWATER
FUND REVENUE

PREPARED 08/22/23, 10:44:24

ACCOUNT NUMBER	ACCOUNT DESCRIPTION	FY2021 Actuals	FY2022 Actuals	Y-T-D Actuals	FY2023 Budget	FY2024 Proposed	COMPARATIVE Variance
WORKERS COMPENSATION							
505-0000-340.24-10	WORKERS COMPENSATION	249,778	311,569	269,995	344,888	405,203	60,315
LEVEL	TEXT			TEXT AMT			
1	PER FINANCE ESTIMATE 06.13.23 JD PER EB REPORT			405,203			
				405,203			
*	CHARGES FOR SERVICES	249,778	311,569	269,995	344,888	405,203	60,315
	505-0000-361.10-10 INTEREST	0	1	0	0	0	0
*	MISC. REVENUE	0	1	0	0	0	0
**	WORKERS COMPENSATION	249,778	311,570	269,995	344,888	405,203	60,315
		51,799,037	67,490,649	55,857,791	135,439,912	94,735,909	40,704,003-



505 – WORKERS COMPENSATION EXPENSE

CITY OF EDGEWATER
DEPARTMENT BUDGET

PREPARED 08/22/23, 10:44:30

ACCOUNT NUMBER	ACCOUNT DESCRIPTION	FY2021 Actuals	FY2022 Actuals	YTD FY2023 Actuals	FY2023 Budget	FY2024 Proposed	COMPARATIVE Variance
WORKERS COMPENSATION							
NON-							
DEPARTMENTAL							
505-5555-580.24-10	WORKERS COMPENSATION	258,025	317,041	324,441	344,888	405,203	60,315
LEVEL	TEXT			TEXT AMT			
1	PER FINANCE ESTIMATE 06.13.23 JD PER EB REPORT			405,203			
				405,203			
*		258,025	317,041	324,441	344,888	405,203	60,315
**	DEPARTMENTAL	258,025	317,041	324,441	344,888	405,203	60,315
***	NON-	258,025	317,041	324,441	344,888	405,203	60,315
****	WORKERS COMPENSATION	258,025	317,041	324,441	344,888	405,203	60,315
		42,358,850	48,073,973	55,642,806	135,439,912	94,735,909	40,704,003-



PAGE INTENTIONAL BLANK



CAPITAL OUTLAY

Capital Outlay Schedule (Master)
 FY 2023/2024
 CITY OF EDGEWATER, FLORIDA



Dept Name	Description	Replacement/ADD	Mileage (approx.) / Desc.	Cost
CURRENT OPERATIONS GOVERNMENTAL FUNDS				
Police	Traffic Speed Message Mobile Unit 2 count			\$ 36,000
Police	Traffic Caliming Speed Signs 5 count			\$ 25,000
Police	Police Patrol Interceptor 3 count			\$ 216,378
Police	Police Ford Maverick			\$ 28,285
Fire	Pickup Truck 4x4 4-door Fire Inspector	Replacement	(2009 Ranger)	\$ 40,000
Fire	Heavy Duty 4x4 2 door extended cab Brush Truck			\$ 80,000
Parks	Security Cameras in Parks			\$ 25,000
Parks	Crew Cab Dump Body Truck	Replacement	(Old Crew Cab out of service since 2018)	\$ 120,000
Parks	Bobcat UW56 ToolCat	Replacement	#2108	\$ 80,000
Parks	Heavy Duty Diesel UTV (Qty 2)	Replacement	#2075 + #2021	\$ 44,000
Parks	Pickup Trucks 3/4 Ton Single Cab (Qty 2)	Replacement	#1938 + #2024	\$ 100,000
Parks	Pickup Truck 1 Ton Utility Bed SRW-Bldg Maint Div	Replacement	(Dodge Ram 1500)	\$ 75,000
Parks	Towable Boom Lift	New		\$ 40,000
Streets	Tractor 4x4 Enclosed Cab	Replacement	#1583	\$ 40,000
General Fund Total				\$ 949,663
Police	K9 and K9 equipment	Addition		\$ 14,950
Law Enforcement Trust Fund Total				\$ 14,950
Police	Construct a SWAT obstacle course	Addition		\$ 22,000
Police	K9 Patrol F-150 Vehicle	Addition	Add Staff	\$ 77,664
Police	Patrol Interceptor Utility Vehicle (Add 1)	Addition	Add Staff	\$ 72,126
Police Impact Fee Fund Total				\$ 171,790
TOTAL REQUESTED FOR CURRENT OPERATIONS GOVERNMENTAL FUNDS				\$ 1,136,403

Capital Outlay Schedule (Master)
 FY 2023/2024
 CITY OF EDGEWATER, FLORIDA



Dept Name	Description	Replacement/ADD	Mileage (approx.) / Desc.	Cost
CURRENT OPERATIONS PROPRIETARY FUNDS				
ADMIN	Lawn equipment for PW Parking Lot	Addition	Efficient Operations	\$ 8,500
FOPS	Telescopic Handler	Addition	Efficient Operations	\$ 95,000
FOPS	Pickup Truck 1 Ton 4x4 Extra Cab Utility Bed w Pipe Rack SRW	Replacement	#1568	\$ 78,000
TOTAL FOR CURRENT OPERATIONS				\$ 181,500
Refuse	1 Refuse Trucks @ \$400,000 each	Replacement	#1949 + #1984	\$ 400,000
TOTAL FOR CURRENT OPERATIONS				\$ 400,000
	Mini Excavator	Addition	Efficient Operations	\$ 60,000
	Tilt Deck Trailer	Replacement	#1587	\$ 32,000
Storm Water	Pickup Truck 4x4 1 Ton SRW	Replacement	#5056	\$ 50,000
	Heavy Duty Diesel UTV	Replacement	#1953	\$ 22,000
TOTAL FOR CURRENT OPERATIONS				\$ 164,000
MIS	Replacement Desktops City Wide			\$ 10,000
MIS	Cyber Security Penetration Testing			\$ 2,000
MIS	Office 365 Migration			\$ 38,000
MIS	Fire Department Radios			\$ 100,000
MIS	Public Works Server			\$ 13,500
MIS	15 Flock License Plate Readers	Addition		\$ 57,250
TOTAL FOR CURRENT OPERATIONS				\$ 220,750
TOTAL REQUESTED FOR CURRENT OPERATIONS PROPRIETARY FUNDS				\$ 966,250
TOTAL REQUESTED ALL FUNDS				\$ 2,102,653
TOTAL INCLUDED FOR CURRENT OPERATIONS ALL FUNDS				\$ 2,102,653



PAGE INTENTIONAL BLANK



CAPITAL IMPROVEMENT

**CITY OF EDGEWATER, FLORIDA
FIVE-YEAR CAPITAL IMPROVEMENT PLAN
General Construction**



Accounting String	Funding Sources	2023-24	2024 - 25	2025-26	2026-27	2027-28	Totals
331-0000-312.42-10	Road Resurfacing LOGT	211,504	222,079	233,183	244,842	257,084	\$ 1,168,693
331-0000-334.49-10	FDOT SUN Trail 100% Grant Funded				4,100,000		\$ 4,100,000
331-0000-334.90-00	ECHO Grant Pickel Ball	600,000					\$ 600,000
331-0000-381.01-17	POLICE Impact Fees Pickel Ball	22,000					\$ 22,000
331-0000-381.01-19	Recreation Impact Fees Pickel Ball	300,000					\$ 300,000
331-0000-381.01-25	Transfers from CRA for Pickleball Courts	300,000					\$ 300,000
331-0000-331.39-03	Florida Shores Sidewalks: India-Pine / 442-30th Grant			25,000,000			\$ 25,000,000
331-0000-381.10-01	Transfers from General Fund	400,000	2,836,671	1,916,817	1,980,157	2,467,916	\$ 9,601,561
	TOTAL SOURCES	\$ 1,833,504	\$ 3,058,750	\$ 27,150,000	\$ 6,325,000	\$ 2,725,000	\$ 41,092,254

Accounting String	Project Name	2023-24	2024 - 25	2025-26	2026-27	2027-28	Totals
331-5555-580.46-10	Road Resurfacing (\$249,000 LOGT)	211,504	1,800,000	2,000,000	2,000,000	2,000,000	8,011,504
331-5555-580.46-10	Road Evaluation				75,000		75,000
331-5555-580.62-10	Swat Obstactle Course (PD impt fee trf)	22,000					22,000
331-5555-580.63-10	WHALER WAY BOAT RAMP ENGINEERING/DESIGN/PERMIT (GF trf)	350,000					350,000
331-5555-580.63-10	YMCA Pickleball Courts (Rec) (600K ECHO, \$300K Rec impt,\$300K CRA	1,200,000	700,000				1,900,000
331-5555-580.66-10	27th Street Sidewalk Extension-Travelers to Silver Palm		150,000				150,000
331-5555-580.66-10	Florida Shores Trail				4,100,000		4,100,000
331-5555-580.66-10	Florida Shores Sidewalks: India-Pine / 442-30th			25,000,000			25,000,000
331-5555-580.66-10	Ribbon Curb on Riverside: Hamilton to Park Ave		258,750				258,750
331-5555-580.66-10	Ribbon Curb on Riverside: IRB to US-1					172,500	172,500
331-5555-580.66-10	Ribbon Curb on Riverside: Park Ave to IRB					402,500	402,500
331-5555-580.66-10	Sidewalk Replacements (GF trf)	50,000	150,000	150,000	150,000	150,000	650,000
	TOTAL USES	\$ 1,833,504	\$ 3,058,750	\$ 27,150,000	\$ 6,325,000	\$ 2,725,000	\$ 41,092,254

**CITY OF EDGEWATER, FLORIDA
FIVE-YEAR CAPITAL IMPROVEMENT PLAN
RENEWAL & REPLACEMENT CAPITAL PROJECT FUND**



Accounting String	Project Name	Type	2023 - 24	2024-25	2025-26	2026-27	2027-28	Totals
444-0000-381.04-40	Trasfers Rate Funded		2,342,394	3,805,958	2,870,568	3,072,227	2,575,000	14,666,147
444-0000-381.04-40	Trasfers Grant Funded			1,163,000	300,000	600,000		2,063,000
444-0000-381.04-40	Trasfers Debt Funded		3,000,000					3,000,000
444-0000-381.04-42 & 43	Trasfers Impact Fees		280,125	150,000	1,575,000			2,005,125
	Total Sources		\$ 5,622,519	\$ 5,118,958	\$ 4,745,568	\$ 3,672,227	\$ 2,575,000	\$ 21,734,272

Accounting String	Project Name	Type	2023 - 24	2024-25	2025-26	2026-27	2027-28	Totals
	Water System							
444-5555-580.63-10	Airpark Rd Water Main Connection	Water	280,125					280,125
444-5555-580.63-10	Flexnet Smart Water Meter Network	Water	492,394	493,958	495,568	497,227		1,979,147
444-5555-580.63-10	Two Inch Water Line Replacements	Water	500,000	500,000	500,000	600,000	600,000	2,700,000
444-5555-580.63-10	Unspecified Water	Water	300,000					300,000
444-5555-580.63-10	Safe Room @ ARWTP & Hardening of Ops Bldg	Water			300,000			300,000
444-5555-580.63-10	Painting Steel Tanks & Beams at ARTWTP	Water	150,000					150,000
444-5555-580.63-10	PABS Site Improvement Construction	Water	3,000,000					3,000,000
444-5555-580.63-10	Volco Rd Water Main (NEW)	Water			1,575,000			1,575,000
444-5555-580.63-10	US-1 Water Main: Oak Branch Dr to Joseph St	Water		150,000				150,000
			\$ 4,722,519	\$ 1,143,958	\$ 2,870,568	\$ 1,097,227	\$ 600,000	\$ 10,434,272

**CITY OF EDGEWATER, FLORIDA
FIVE-YEAR CAPITAL IMPROVEMENT PLAN
RENEWAL & REPLACEMENT CAPITAL PROJECT FUND**



Accounting String	Project Name	Type	2023 - 24	2024-25	2025-26	2026-27	2027-28	Totals
444-5555-580.64-10	Unspecified Sewer	Collections	300,000					300,000
444-5555-580.64-10	Lift Station Emergency Pumping Capabilities - Site	Collections		250,000	250,000	250,000	250,000	1,000,000
444-5555-580.64-10	Lift Station Refurbishments	Collections		900,000	900,000	900,000	900,000	3,600,000
444-5555-580.64-10	Submersible Pump Replacements (LS)	Collections	100,000	125,000	125,000	125,000	125,000	600,000
444-5555-580.64-10	Manhole Lining (50/yr)	Collections	200,000	300,000	300,000	350,000	350,000	1,500,000
444-5555-580.64-10	Sewer Main Slip-Lining	Collections	300,000	300,000	300,000	350,000	350,000	1,600,000
			\$ 900,000	\$ 1,875,000	\$ 1,875,000	\$ 1,975,000	\$ 1,975,000	\$ 8,600,000

Accounting String	Project Name	Type	2023 - 24	2024-25	2025-26	2026-27	2027-28	Totals
444-5555-580.63-10	Retrofit Riverside Drive Reclaimed Water Ext	Reclaim				600,000		600,000
444-5555-580.63-10	Reclaimed Water Ext to Oak Leaf Preserve	Reclaim		1,100,000				1,100,000
444-5555-580.63-10	Reclaimed Ponds Sites: Mango Lake, Eels Grove	Reclaim		1,000,000				1,000,000
			\$ -	\$ 2,100,000	\$ -	\$ 600,000	\$ -	\$ 2,700,000

TOTAL USES	\$ 5,622,519	\$ 5,118,958	\$ 4,745,568	\$ 3,672,227	\$ 2,575,000	\$ 21,734,272
-------------------	---------------------	---------------------	---------------------	---------------------	---------------------	----------------------

**CITY OF EDGEWATER, FLORIDA
FIVE-YEAR CAPITAL IMPROVEMENT PLAN
RENEWAL & REPLACEMENT CAPITAL PROJECT FUND**



Accounting String	Project Name	Department	2023 - 24	2024-25	2025-26	2026-27	2027-28	Totals
449-0000-381.04-48	Transfers Rate Funded	Stormwater	560,000	752,000	500,000	750,000	300,000	\$ 2,862,000
449-0000-381.04-48	Transfers Grant Funded	Stormwater		577,000	200,000	450,000	-	\$ 1,227,000
	TOTAL SOURCES		\$ 560,000	\$ 1,329,000	\$ 700,000	\$ 1,200,000	\$ 300,000	\$ 4,089,000

Accounting String	Project Name	Department	2023 - 24	2024-25	2025-26	2026-27	2027-28	Totals
449-5555-580.63-10	Acquisition of 125 Cheeta Drive	Stormwater		250,000				\$ 250,000
449-5555-580.63-10	Baffle Box on 18th Canal	Stormwater				600,000		\$ 600,000
449-5555-580.63-10	IRB East& Virginia St Improvements Stormwater	Stormwater				300,000		\$ 300,000
449-5555-580.63-10	New Hampshire/New York/Fernald Stormwater Improvements	Stormwater		779,000				\$ 779,000
449-5555-580.63-10	Stormwater Canal Rehabilitation: FL Shores (Phase 1)	Stormwater	300,000	300,000	300,000	300,000	300,000	\$ 1,500,000
449-5555-580.63-10	Turgot/Fernald Stormwater Improvements	Stormwater			400,000			\$ 400,000
449-5555-580.63-10	Duck Pond Outfall (Lime Tree Dr: 17th St to 18th St)	Stormwater	210,000					\$ 210,000
449-5555-580.63-10	Unspecified Stormwater	Stormwater	50,000					\$ 50,000
	TOTAL USES		\$ 560,000	\$ 1,329,000	\$ 700,000	\$ 1,200,000	\$ 300,000	\$ 4,089,000

**CITY OF EDGEWATER, FLORIDA
FIVE-YEAR CAPITAL IMPROVEMENT PLAN
Public Works Complex Capital Fund**



Accounting String	Revenue Name	New Projects 2023-24	2024 - 25	2025 - 26	2026 - 27	2027 - 28	Totals
450-0000-384.01-00	Public Works Complex Design/Construction Water	10,000,000				100,000	\$ 10,100,000
450-0000-384.01-00	Public Works Complex Design/Construction Refuse	4,000,000				40,000	\$ 4,040,000
450-0000-384.01-00	Public Works Complex Design/Construction Storm Water	3,000,000				30,000	\$ 3,030,000
450-0000-384.01-00	Public Works Complex Design/Construction General Fund	3,000,000				30,000	\$ 3,030,000
450-0000-381.01-27	Trans for Public Works Complex Design/Construction General Fund	3,000,000					
TOTAL SOURCES		\$ 20,000,000	\$ -	\$ -	\$ -	\$ 200,000	\$ 20,200,000

Accounting String	Project Name	New Projects 2022-23	2023 - 24	2024 - 25	2025 - 26	2026 - 27	Totals
450-5555-580.62-10	Public Works Complex Design/Construction	20,000,000				200,000	\$ 20,200,000
450-5555-589.10-01	General Funding for Public Works Complex Phase 1	3,000,000					\$ 3,000,000
TOTAL USES		\$ 23,000,000	\$ -	\$ -	\$ -	\$ 200,000	\$ 23,200,000

Note: Table below details Debt Service Cost estimate for Public Work Facility Phase 1 based on 20 year Financing.

Public Works Complex Design/Construction Water	750,000	750,000	750,000	750,000	\$ 3,000,000	
Public Works Complex Design/Construction Refuse	300,000	300,000	300,000	300,000	\$ 1,200,000	
Public Works Complex Design/Construction Storm Water	225,000	225,000	225,000	225,000	\$ 900,000	
TOTAL	\$ -	\$ 1,275,000	\$ 1,275,000	\$ 1,275,000	\$ 1,275,000	\$ 5,100,000