



EDGEWATER SHORELINES

Mayor

Diezel Depew
ddepew@cityofedgewater.org

District 1

Councilwoman Charlotte Gillis
cgillis@cityofedgewater.org

District 2

Councilwoman Gigi Bennington
gbennington@cityofedgewater.org

District 3

Councilwoman Debbie Dolbow
ddolbow@cityofedgewater.org

District 4

Councilman Jonah Powers
jpowers@cityofedgewater.org

Edgewater City Hall
104 N. Riverside Drive
Edgewater, FL 32132
Phone (386) 424-2400
Fax (386) 424-2410

CITY COUNCIL MEETINGS

COUNCIL CHAMBERS
104 N. RIVERSIDE DRIVE
6:00 P.M.

January 9

CRA Meeting followed
by City Council Meeting

February 6

March 6



AM 1230 AND 1490
CLEARLY THE GREAT VOICE OF VOLUSIA COUNTY

EDGEWATER RADIO

Tune in to WSBB on the
first Tuesday of each month
at 8:30 a.m. to learn more
about Edgewater.

THE OFFICIAL NEWSLETTER FOR THE CITY OF EDGEWATER

JANUARY, FEBRUARY, MARCH 2023

Save the Date

The Princess Ball
Parent & Child Dance

Saturday * February 4, 2023 * 6:00-8:00 pm
Y.M.C.A. * 148 W. Turgot Ave. * Edgewater, FL

Local School Scholarship Annual Fundraiser

\$10 Per Person
Tickets Available In January
At The Southeast Volusia Y.M.C.A.
City Hall & At The Event
While Supplies Last

Refreshments Will Be Served

FOR MORE INFORMATION CONTACT SPECIALEVENTS@CITYOFEDGEWATER.ORG or (386) 424-2400 x7207

2023 PET LICENSE

REMEMBER TO RENEW

Your Pet License at the
Edgewater Animal Shelter

Location: 605 Mango Tree Drive
Edgewater, FL 32132

Hours: Tuesday-Saturday
10:00 am - 4:00 pm

Phone: (386) 957-3994

Proof of Rabies Vaccination is Required



EDGEWATER WELCOMES NEW BUSINESS OWNERS & STOREFRONTS



ALDI STORE #173
1825 S. Ridgewood Ave.

**BRIGHTWAY INSURANCE
THE KRUS AGENCY**
602 W. Indian River Blvd. #6

**OCEAN ENTERPRISES
OF VOLUSIA COUNTY**
704 W. Park Ave. #E

RAZORFISH BOATS
735 Air Park Road #A-2

RENEGADE INSURANCE
2905 W. Indian River Blvd.

HAPPY SMOKE INC.
2111 S Ridgewood Ave #4

KELLY'S MYSTICAL & THRIFT
810 W. Indian River Blvd
386-402-2533

LA FAMILIA LATIN CUISINE
2120 S Ridgewood Ave #8
386-547-9978

REVELATION 1 CONCEPTS
2914 Hibiscus Drive #A
386-690-7381



NATIONAL FLOOD INSURANCE PROGRAM

Property losses due to flooding are not covered under most standard homeowner insurance policies but you can protect your home and its contents with flood insurance through the National Flood Insurance Program (NFIP). The official website of NFIP is www.floodsmart.gov.

NFIP is a federal program established by Congress in 1968, which enables property owners to buy flood insurance at reasonable rates in participating communities. In return, those communities carry out flood management measures to protect life and property from future flooding.

The NFIP is administered by the Federal Emergency Management Agency through its Federal Insurance Administration. To find out more about flood insurance for your property and its contents, contact your insurance agent. There is usually a waiting period before flood insurance policies take effect, so don't wait until a storm threatens before securing the flood insurance you need.

Over time, Edgewater has improved and maintained a stormwater management system, which significantly reduces flooding that used to be commonplace during the summer rainy season. Every year, the City budgets funds to inspect and maintain the drainage ditches, catch basins and culverts that comprise the stormwater drainage system. All facets of the system are inspected and maintained on a continuous basis to ensure the system will function when heavy rains occur.

To further protect the integrity of Edgewater's vital drainage system, the City has adopted regulations which make it illegal to dump garbage, refuse or vegetative debris in any stream, canal or body of water.

If you experience any localized drainage problems, please notify the Environmental Services Department by calling (386) 424-2400 ext. 4007. If you wish to report a violation of the City's stream dumping regulations, contact the Police Department at (386) 424-2425.

The Development Services Department is the City's primary source of information regarding Flood Insurance Rate Maps. If you have questions regarding Flood Insurance Rate Maps, you may write, stop by or call the Building Department at: 104 N. Riverside Drive, Edgewater, FL 32132; 386-424-2400 ext. 1511. Online, go to www.FEMA.gov, Navigation / Flood Hazard Mapping.

The City's Building Official is available to answer public inquiries regarding flood elevations of existing properties, flood retrofitting techniques, advice on how to select a qualified contractor, review of retrofitting plans and on-site visits to advise owners of appropriate protection measures. The Building Department maintains copies of elevation certificates for many structures within the flood hazard areas and **FREE** copies of elevation certificates are available to the public.

The Environmental Services Department is also available to answer questions regarding historical flooding problems and the potential flood threat in any given neighborhood.

Edgewater's Public Library provides flood protection reference material to the general public. Reference material includes Flood Insurance Rate Maps, state and federal publications and a list of agencies and individuals to contact for more information.

With Edgewater's participation in the NFIP, the City administers flood management regulations and measures designed to minimize the potential of flood losses. All development in Edgewater requires a permit from the Development Services Department.

Through this process, the City ensures development is taking place according to flood regulations, including required elevations of living floor areas, flood-proofing of certain construction, limitation on placement of fill and restriction of certain substantial improvements, additions or reconstruction.

In accordance with NFIP standards, the City requires that if the cost of



any reconstruction, rehabilitation, addition or other improvement to a building equals or exceeds 50% of the building's fair market value, such work is considered a substantial improvement. The existing building is then required to meet the same standards as a new building. For residential structures, these requirements typically mean elevating the living area of the building above the base flood elevation.

The City's substantial improvement requirements are enforced through the development and building permitting process. Applicants for remodeling or repair of "non-conforming" structures (i.e. buildings not elevated to or above the base flood elevation), are required to submit a cost estimate of the improvement, and if necessary, an appraised value of the existing structures, to determine if the work constitutes a substantial improvement. With these requirements, the City ensures that older non-conforming structures will be elevated to the base flood elevation and protected from potential flood damage.


The City of Edgewater's permitting review process is necessary for the entire City to participate in the NFIP, making flood insurance available and affordable. Development that occurs without City permits threaten the City's continued participation in the NFIP and the ability for residents to obtain flood insurance. If you see development occurring without a permit, protect your rights and contact the City immediately.

RECLAIMED WATER FACTS


Reclaimed or reuse water is highly treated wastewater effluent, disinfected to a high degree, making it useable to safely irrigate medians, ball fields and residential lawns. It must meet strict water quality requirements, established by the Florida Department of Environmental Protection (FDEP). Reclaimed water is safe, meeting most drinking water standards. It is safe for human contact, though it is NOT intended for use as drinking water!



APPROVED RECLAIMED WATER USES

 Reclaimed water may be used safely for irrigation of lawn, flower gardens, trees and shrubs or to wash a vehicle or boat.

UNAPPROVED RECLAIMED WATER USES

 Reclaimed water should NOT be used inside the home or garage, for drinking, human or pet consumption, food preparation, clothes washing, bathing, showering, pet washing, toilet flushing, filling swimming pools or spas. Children should not play in reclaimed water and no pipes should be connected to your reclaimed water pipes.

USE RECLAIMED WATER RESPONSIBLY

- Educate household and guests about appropriate use of reclaimed water.
- Protect reclaimed water from being used by others for unapproved uses and from being transported off your property by any means.
- Prevent any connections of reclaimed water to potable (drinking) water lines.
- NEVER connect above ground spigots or water cooled air conditioners to reclaimed water.
- Disconnect existing irrigation systems on potable water before connecting to reclaimed.
- Make sure existing irrigation wells that are interconnected with reclaimed water system are disconnected or fitted with a reduced pressure zone (RPZ) back-flow prevention device.
- Avoid spraying reclaimed water on streets, sidewalks, neighboring property and forming puddles of it on the ground.

Save the Dates

January 28
EDGEfest Car Show
Hawks Park
10:00 am - 1:00 pm

February 4
Princess Ball
Y.M.C.A.
6:00 - 9:00 pm

February 24 & 25
Zerbini Family Circus
Hawks Park
Friday 6:00 pm
Saturday 4:00 & 6:00 pm

March 18
EDGEfest Paws & Claws Party
Rotary Park
10:00 am - 2:00 pm

April 1
EDGEfest Easter Eggstravaganza
Hawks Park
10:00 am - 12:00 pm

random

acts of
kindness
day

 February 17



REFUSE & RECYCLING HOLIDAY SCHEDULE

NEW YEAR'S HOLIDAY OBSERVED JANUARY 2, 2023


If Your Normal Trash / Recycling Collection Day Is:	Your Holiday Week Trash / Recycling Collection Day Is:
Monday 1/2	Tuesday 1/3
Tuesday 1/3	Wednesday 1/4
Thursday 1/5	Thursday 1/5
Friday 1/6	Friday 1/6

MARTIN LUTHER KING DAY JANUARY 16, 2023

If Your Normal Trash / Recycling Collection Day Is:	Your Holiday Week Trash / Recycling Collection Day Is:
Monday 1/16	Tuesday 1/17
Tuesday 1/17	Wednesday 1/18
Thursday 1/19	Thursday 1/19
Friday 1/20	Friday 1/20

PRESIDENT'S DAY FEBRUARY 20, 2023

If Your Normal Trash / Recycling Collection Day Is:	Your Holiday Week Trash / Recycling Collection Day Is:
Monday 2/20	Tuesday 2/21
Tuesday 2/21	Wednesday 2/22
Thursday 2/23	Thursday 2/23
Friday 2/24	Friday 2/24




Please Note: Contained Yard Waste Will Not Be Picked Up Holiday Weeks.

Bag or Contain All Household Refuse and Have Trash & Recycling Curbside by 7:00 a.m.

If You Have Questions About the Schedule, Contact Environmental Services at (386) 424-2400 ext. 4007.

FERTILIZE LIKE A FLORIDIAN



In Florida, summer rains wash fertilizer from our yards and into lakes and rivers, damaging what makes this state so beautiful. That's why it's illegal in Volusia County to use fertilizer with nitrogen or phosphorus during the summer rainy season, and why slow-release is required the rest of the year. There are lots of ways to keep your yard looking great while keeping algae-feeding nitrogen and phosphorus out of our waterways.

OCTOBER THROUGH MAY

- **Twice is nice.** Fertilize just twice a year, in April and October.
- **Watch the weather.** Rainstorms don't water in fertilizer. They wash it away. That wastes money and pollutes our water.
- **Skip the phosphorus.** Florida soils are naturally rich in phosphorus. Use phosphorus-based fertilizer only if a soil or plant tissue test turns up a deficiency.
- **Go slow by half.** Nitrogen in our lawn and landscape fertilizers must be at least 50% slow release (also called timed release or controlled release) from October 1-May 31.

JUNE THROUGH SEPTEMBER

- **Pump some iron.** Use Florida friendly yard products that contain iron or other macronutrients, like potassium and magnesium, to keep your lawn green and healthy during the summer.
- **Pick better plants.** Plants adapted to Florida's hot, humid climate need less water and fertilizer and overall care year round.
- **Put your lawn on a diet.** Replace a corner of your lawn with shrubs, small trees or an easy-to-maintain groundcover like Asiatic jasmine or perennial peanut.
- **Make pay dirt.** Use your own compost to enrich your soil. It's better than anything you can buy and it's free.
- **Reclaim your water.** Hook up your irrigation system to reclaimed water. Reclaimed water may contain enough nitrogen to meet all your lawn's needs.



Contain, don't drain.

"F.O.G." is fat, oil and grease found in common foods such as meat, fish, butter, cooking oil, mayonnaise, milk, gravy, and sauces. If washed down the drain or into your garbage disposal, F.O.G. sticks to the inside of pipes.

Over time, F.O.G. can build up and block an entire pipe, leading to sewage overflows in homes, expensive and unpleasant cleanup, possible contact with disease causing organisms and higher operation and maintenance costs that increase sewer bills for everyone.

Keep F.O.G. out of your drain and dispose of it properly! By following a few simple steps, you can help prevent sewer backups and spills.

- Pour cooled F.O.G. into a disposable container and throw it into your garbage. Never pour F.O.G. down sink drains or toilets.
- Soak up remaining oil and grease with paper towels.
- Before washing dishes, scrape food scraps, fat, oil and grease into a disposable container, such as an empty metal can, or right into the trash.
- Avoid putting fats, oils and grease into your garbage disposal. Use sink strainers to catch remaining food waste while washing dishes.

Help the City of Edgewater keep utility costs low by Remembering that F.O.G. clogs!