



The City of Edgewater



STANDARD CONSTRUCTION DETAILS



CITY OF EDGEWATER

STANDARD CONSTRUCTION DETAILS

CITY OF EDGEWATER
DEPARTMENT OF ENVIRONMENTAL SERVICES
409 MANGO TREE DRIVE
EDGEWATER, FLORIDA 32132
TELEPHONE (386) 424-2476
FAX (386) 424-2480




CITY OF EDGEWATER STANDARD CONSTRUCTION DETAILS TABLE OF CONTENTS

ROADWAY DETAILS

R-1	50' OR 60' R/W ROAD SECTION
R-2	60' R/W WITH DITCH ROAD SECTION
R-3A & 3B	80' R/W WITH MEDIAN AND DITCH ROAD SECTION
R-4A & 4B	100' R/W WITH 5 LANE ROAD SECTION
R-5	100' R/W WITH 4 LANE AND MEDIAN ROAD SECTION
R-6	ROADWAY GEOMETRY
R-7	STANDARD CUL-DE-SAC DETAIL WITH SINGLE STORM INLET
R-8	STANDARD CUL-DE-SAC DETAIL WITH DUAL STORM INLET
R-8A	Y - TURN
R-9	STANDARD CURB CONSTRUCTION
R-10	ROADWAY INTERSECTION VALLEY GUTTER
R-11	PAVEMENT BUTT JOINT
R-12	ROADWAY AND PARKING AREA DESIGN AND CONSTRUCTION NOTES
R-13	ROADWAY AND PARKING AREA DESIGN AND CONSTRUCTION NOTES
R-14	ROADWAY AND PARKING AREA DESIGN AND CONSTRUCTION NOTES
R-15	ROADWAY AND PARKING AREA DESIGN AND CONSTRUCTION NOTES
R-16	ROADWAY AND PARKING AREA DESIGN AND CONSTRUCTION NOTES
R-17	ROADWAY AND PARKING AREA DESIGN AND CONSTRUCTION NOTES
R-18	TECHNICAL SPECIFICATIONS FOR SITE PLANS AND SUBDIV. TESTING
R-19	CONCRETE PAVEMENT DETAILS
R-20	SUBDIVISION TECHNICAL SPECIFICATIONS; SODDING, SEEDING AND MULCHING
R-21A & 21B	ROADWAY AND MISCELLANEOUS LANDSCAPING DESIGN AND CONSTRUCTION NOTES
R-22	SILT FENCE TURBIDITY BARRIER
R-23	TREE PROTECTION BARRICADE
R-24	FLOATING TURBIDITY BARRIER
R-25	CONTRACTOR REQUIREMENTS FOR SITE CLEARING, GRADING, AND EROSION CONTROL DESIGN AND CONSTRUCTION NOTES
R-26	CONTRACTOR REQUIREMENTS FOR SITE CLEARING, GRADING, AND EROSION CONTROL DESIGN AND CONSTRUCTION NOTES

STORM DRAINAGE DETAILS


ST-1	STORM INLET APRON
ST-2	CONCRETE SPILLWAY
ST-3	PAVEMENT TRENCH RESTORATION
ST-4	STORM DRAINAGE DESIGN AND CONSTRUCTION NOTES
ST-5	STORM DRAINAGE DESIGN AND CONSTRUCTION NOTES
ST-6	STORM DRAINAGE DESIGN AND CONSTRUCTION NOTES
ST-7	CANAL AND WATERWAY DESIGN AND CONSTRUCTION NOTES
ST-8	BRIDGE DESIGN AND CONSTRUCTION NOTES
ST-9	DRY RETENTION POND PLACEMENT BY R/W AND EASEMENT LINES
ST-10	WET RETENTION POND PLACEMENT BY R/W AND EASEMENT LINES
ST-11	TYPE "C" STORM INLET
ST-12	TYPE "E" STORM INLET



CITY OF EDGEWATER STANDARD CONSTRUCTION DETAILS TABLE OF CONTENTS

SEWER DETAILS

S-1	STANDARD MANHOLE DETAIL
S-2	SANITARY SEWER COVER AND GENERAL NOTES
S-3	SHALLOW MANHOLE
S-4	OUTSIDE DROP MANHOLE (STANDARD NEW CONSTRUCTION)
S-5	OUTSIDE DROP MANHOLE (STANDARD)
S-6	OUTSIDE DROP MANHOLE DETAIL
S-7	INSIDE DROP MANHOLE DETAIL FOR RETROFIT AND SPECIAL CONDITIONS ONLY
S-8	RUBBER BOOT AND PRECAST JOINT CONNECTION DETAIL
S-9	SEWER LINE UTILITY CROSSING DETAIL
S-10	SEWER LATERAL DETAIL (SINGLE 4" RESIDENTIAL)(SINGLE 6" COMMERCIAL)
S-11	SEWER LATERAL DETAIL (DOUBLE 6" RESIDENTIAL)
S-12	CLEANOUT DETAIL
S-13	LOCATOR TAPE INSTALLATION FOR SEWER, WATER AND RECLAIMED WATER PIPELINES
S-14	SEWER CONDUIT CROSSING
S-15	TYPICAL LIFT STATION SITE PLAN
S-16	LIFT STATION POTABLE WATER SERVICE
S-17	LIFT STATION WET WELL SECTION (SUBMERSIBLE)
S-18	LIFT STATION PLAN VIEW (SUBMERSIBLE)
S-19	LIFT STATION WET WELL DESIGN AND CONSTRUCTION NOTES (NON-SUBMERSIBLE)
S-20	LIFT STATION WET WELL SECTION (NON-SUBMERSIBLE)
S-20A	LIFT STATION EMERGENCY PUMP CONNECTION
S-21	LIFT STATION WET WELL DESIGN AND CONSTRUCTION NOTES (NON-SUBMERSIBLE)
S-22	PACKAGED LIFT STATION ELECTRICAL EQUIPMENT RACK
S-22A	PACKAGED LIFT STATION ELECTRICAL PANEL SCHEMATIC
S-22B	PACKAGED LIFT STATION ELECTRICAL PANEL SCHEMATIC
S-22C	UNITARY SEWAGE PUMP STATION DETAIL SIMPLEX OR DUPLEX (DUPLEX SHOWN)
S-22D	PACKAGED LIFT STATION ELECTRICAL NOTES
S-23	SANITARY SEWER DESIGN AND CONSTRUCTION NOTES
S-24	SANITARY SEWER DESIGN AND CONSTRUCTION NOTES
S-25	SANITARY SEWER DESIGN AND CONSTRUCTION NOTES
S-26	SANITARY SEWER DESIGN AND CONSTRUCTION NOTES
S-27	SANITARY SEWER FORCE MAIN VALVE AND VALVE BOX
S-28	TYPE "A" BEDDING AND TRENCH DETAIL
S-29	TYPE "B" BEDDING AND TRENCH DETAIL
S-30	SANITARY SEWER DOUBLE MANHOLE COVER




CITY OF EDGEWATER STANDARD CONSTRUCTION DETAILS TABLE OF CONTENTS

WATER DETAILS

W-1	FIRE HYDRANT ASSEMBLY
W-2	POTABLE AND/OR REC. WATER VALVE AND VALVE BOX (2"-16" VALVE SIZE)
W-3	TAPPING VALVE AND SLEEVE
W-4	AIR RELEASE VALVE PIT
W-5	WATER LATERAL SERVICE (3/4" - 2" SIZES)
W-6	POTABLE WATER BLOW OFF ASSEMBLY
W-7	PVC TO HDPE RESTRAINED JOINT DETAIL
W-8	WATER METER BOX (METER 3" AND LARGER SIZES)
W-9	3" - 8" WATER METER BOX
W-10	BACKFLOW PREVENTER (REDUCED PRESSURE) 3" - 8"
W-11	2" BACKFLOW PREVENTER
W-12	CONDUIT CROSSING R.R. OR ROADWAY
W-13	CONDUIT CROSSING R.R. OR ROADWAY
W-14	STORM DRAINAGE PIPE OR SANITARY SEWER MAIN CONFLICT
W-15	STORM DRAINAGE PIPE OR SANITARY SEWER MAIN CONFLICT
W-16	MAIN INSTALLATION BETWEEN DRAINAGE INLET AND SIDEWALK
W-17	TROUGH FRAME PEDESTRIAN LOADING SINGLE DOOR
W-18	TROUGH FRAME PEDESTRIAN LOADING DOUBLE DOOR
W-19	ACCESS DOOR CROSS REFERENCE CHART
W-20	TEMPORARY JUMPER CONNECTION
W-21	CONTRACTORS' INSTALLATION REQUIRMENTS FOR A 2" TEMPORARY METER
W-22	POTABLE WATER DESIGN AND CONSTRUCTION NOTES
W-23	POTABLE WATER DESIGN AND CONSTRUCTION NOTES
W-24	POTABLE WATER DESIGN AND CONSTRUCTION NOTES
W-25	TECHNICAL SPECIFICATIONS FOR MECHANICAL JOINT DUCTILE IRON PIPE FITTINGS

RECLAIMED WATER DETAILS

RW-1	RECLAIMED WATER SERVICE: IRRIGATION (SPRINKLER) CONNECTION
RW-2	RECLAIMED WATER SERVICE: SINGLE SERVICE METER BOX
RW-3	RECLAIMED WATER SERVICE: SPRINKLER/"HOSE BIBB" ASSEMBLY
RW-4	RECLAIMED WATER MAIN VALVE BOX
RW-5	RECLAIMED WATER DESIGN AND CONSTRUCTION NOTES
RW-6	RECLAIMED WATER DESIGN AND CONSTRUCTION NOTES
RW-7	RECLAIMED WATER DESIGN AND CONSTRUCTION NOTES



CITY OF EDGEWATER STANDARD CONSTRUCTION DETAILS TABLE OF CONTENTS

MISCELLANEOUS DETAILS

M-1	PLAN SHEET REQUIREMENTS
M-2	SIDEWALK CONSTRUCTION REQUIREMENTS
M-3	SIDEWALK AND BIKE PATH RAMP
M-4	DRIVEWAY APRON
M-5	PRIVATE PARKING LOT
M-6	CONCRETE WHEEL STOP
M-7	ROAD BARRICADE
M-8	HANDICAP ACCESSIBLE PARKING SPACES
M-9	HANDICAP ACCESSIBLE PARKING SPACES
M-10	HANDICAP SIGN
M-11	REQUIREMENTS FOR AS-BUILT DRAWINGS
M-12	REQUIREMENTS FOR AS-BUILT DRAWINGS
M-13	DUMPSTER PAD
M-14	STREET AND WALKWAY LIGHTS
M-15	STREET AND WALKWAY LIGHTS "THE FLORIDIAN"
M-16	STREET AND WALKWAY LIGHTS "GARDCO LIGHTING"
M-17	STREET AND WALKWAY LIGHTS "LUMEC LIGHTING"
M-18	SIDEWALK CONSTRUCTION AT INTERSECTIONS
M-19	SIDEWALK CONSTRUCTION AT INTERSECTIONS